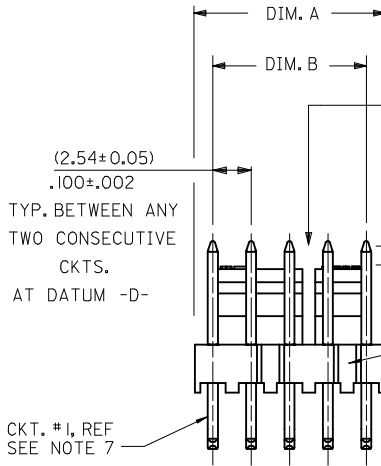
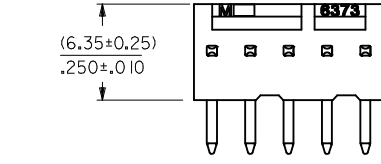


	13	12	11	10	9	8	7	6	5	4	3	2	1
28	(71.12 / 70.61) 2.800 / 2.780	(68.58 ± 0.25) 2.700 ± .010	4 , 5 24 , 25										
27	(68.58 / 68.07) 2.700 / 2.680	(66.04 ± 0.25) 2.600 ± .010	4 , 5 24 , 25										
26	(66.04 / 65.53) 2.600 / 2.580	(63.50 ± 0.25) 2.500 ± .010	4 , 5 20 , 21										
25	(63.50 / 62.99) 2.500 / 2.480	(60.96 ± 0.25) 2.400 ± .010	4 , 5 20 , 21										
24	(60.96 / 60.45) 2.400 / 2.380	(58.42 ± 0.25) 2.300 ± .010	4 , 5 20 , 21										
23	(58.42 / 57.96) 2.300 / 2.282	(55.88 ± 0.23) 2.200 ± .009	4 , 5 20 , 21										
22	(55.88 / 55.42) 2.200 / 2.182	(53.34 ± 0.23) 2.100 ± .009	4 , 5 16 , 17										
21	(53.34 / 52.88) 2.100 / 2.082	(50.80 ± 0.23) 2.000 ± .009	4 , 5 16 , 17										
20	(50.80 / 50.34) 2.000 / 1.982	(48.26 ± 0.23) 1.900 ± .009	4 , 5 16 , 17										
19	(48.26 / 47.80) 1.900 / 1.882	(45.72 ± 0.23) 1.800 ± .009	4 , 5 16 , 17										
18	(45.72 / 45.31) 1.800 / 1.784	(43.18 ± 0.20) 1.700 ± .008	4 , 5 12 , 13										
17	(43.18 / 42.77) 1.700 / 1.684	(40.64 ± 0.20) 1.600 ± .008	4 , 5 12 , 13										
16	(40.64 / 40.23) 1.600 / 1.584	(38.10 ± 0.20) 1.500 ± .008	4 , 5 12 , 13										
15	(38.10 / 37.69) 1.500 / 1.484	(35.56 ± 0.20) 1.400 ± .008	4 , 5 12 , 13										
14	(35.56 / 35.20) 1.400 / 1.386	(33.02 ± 0.18) 1.300 ± .007	4 , 5 8 , 9										
13	(33.02 / 32.66) 1.300 / 1.286	(30.48 ± 0.18) 1.200 ± .007	4 , 5 8 , 9										
12	(30.48 / 30.12) 1.200 / 1.186	(27.94 ± 0.18) 1.100 ± .007	4 , 5 8 , 9										
11	(27.94 / 27.58) 1.100 / 1.086	(25.40 ± 0.18) 1.000 ± .007	4 , 5 8 , 9										
10	(25.40 / 25.04) 1.000 / .986	(22.86 ± 0.15) .900 ± .006	4 , 5										
9	(22.86 / 22.50) .900 / .886	(20.32 ± 0.15) .800 ± .006	4 , 5										
8	(20.32 / 19.96) .800 / .786	(17.78 ± 0.15) .700 ± .006	4 , 5										
7	(17.78 / 17.42) .700 / .686	(15.24 ± 0.13) .600 ± .005	4 , 5										
6	(15.24 / 14.88) .600 / .586	(12.70 ± 0.13) .500 ± .005	4 , 5										
5	(12.70 / 12.40) .500 / .488	(10.16 ± 0.13) .400 ± .005	NONE										
4	(10.16 / 9.86) .400 / .388	(7.62 ± 0.13) .300 ± .005	NONE										
3	(7.62 / 7.32) .300 / .288	(5.08 ± 0.10) .200 ± .004	NONE										
2	(5.08 / 4.78) .200 / .188	(2.54 ± 0.05) .100 ± .002	NONE										



NOTES:

- MATERIAL: NYLON, UL94V-0, COLOR: WHITE
- FINISH:
 (154) = OVERALL TIN: (0.00254)/.000100 MIN., OVERALL NICKEL UNDERPLATE: (0.00127)/.000050 MIN.
 (197) = OVERALL REFLOWED MATTE TIN: 0.00152/.000060 MIN OVER 0.00127/.000050 MIN NICKEL.
 (208) = SELECT GOLD: 0.00038/.000015 MIN, SELECT MATTE TIN: 0.00254/.000100, BOTH OVER 0.00127/.000050 MIN NICKEL.
 (228) = SELECT GOLD: 0.00076/.000030 MIN, SELECT MATTE TIN: 0.00254/.000100, BOTH OVER 0.00127/.000050 MIN NICKEL.
 (241) = SELECT GOLD: 0.00051/.000020 MIN, SELECT MATTE TIN: 0.00254/.000100, BOTH OVER 0.00127/.000050 MIN NICKEL.
- PARTS CONFORM TO PRODUCT SPECIFICATION PS-10-07.
- PACKAGING INFORMATION: SEE LEGEND.
- PARTS ARE STACKABLE END TO END ON (2.54)/.100 CENTERS.
- PIN PUSH OUT FORCE: 2 LBS. MIN.
- CIRCUIT ONE DESIGNATION IS USED TO DEFINE VOID LOCATION.
CIRCUIT ONE MAY OR MAY NOT LINE UP WITH CIRCUIT ONE ON THE MATING HOUSING.
- THIS PART CONFORMS TO CLASS B REQUIREMENTS OF COSMETIC SPECIFICATION PS-45499-002.

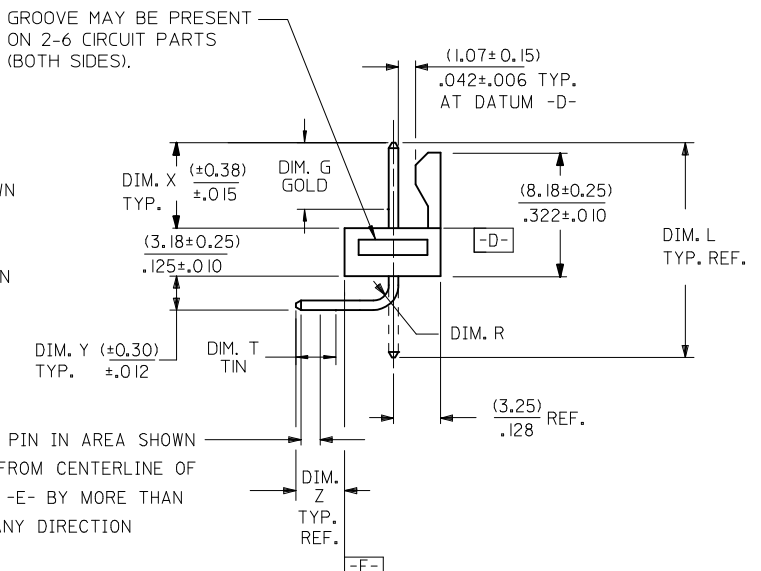
SLOTS LOCATED BETWEEN CIRCUITS (SEE CHART)

(1.3) CENTERLINE OF PIN IN AREA SHOWN NOT TO VARY FROM CENTERLINE OF PIN AT DATUM -D- BY MORE THAN (0.20)/.008 IN ANY DIRECTION

RECESSED GATE MAY BE PRESENT ON 2-25 CKT PARTS. LOCATION VARIES.

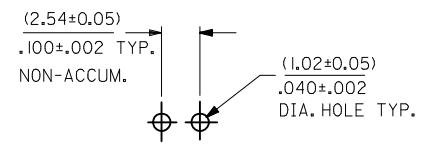
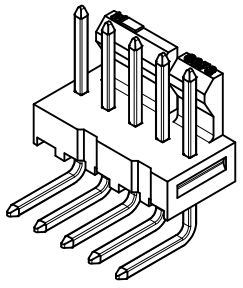
CTKT. #1, REF SEE NOTE 7

TYP. BETWEEN ANY TWO CONSECUTIVE CKTS. AT DATUM -D-



CENTERLINE OF PIN IN AREA SHOWN NOT TO VARY FROM CENTERLINE OF PIN AT DATUM -E- BY MORE THAN (0.13)/.005 IN ANY DIRECTION

SECONDARY OPERATIONS	
CODE	PACKAGE
BLANK	BULK PK-7478-001
T	TUBE PER PK-44743-001



RECOMMENDED P.C. BOARD HOLE LAYOUT

NO. OF CKTS.	DIM. A	DIM. B	SLOTS LOC.
--------------	--------	--------	------------

7	AA
6	AA
5	AA
4	AA
3	AA
2	AA
1	AA
SHT	REV

ADD GATE, CHG PLTG	2011/12/07
EC NO: UCP2012-1821	2012/01/03
DRWN: MASTROH	2012/02/02
CHKD: HKIPPER	
APPR: FSMITH	
REV	
AA	

QUALITY SYMBOLS	▽=0
▽=0	
▽=0	

GENERAL TOLERANCES (UNLESS SPECIFIED)	
mm	INCH
4 PLACES ± ---	± ---
3 PLACES ± ---	± .010
2 PLACES ± 0.25	± .015
1 PLACE ± 0.38	± ---
ANGULAR ± 1/2°	

DIMENSION STYLE		MM/IN
SCALE	4:1	
DESIGN UNITS	INCH	
THIRD ANGLE PROJECTION		
DRAWN BY	DATE	
GUZIC	1987/07/30	
CHECKED BY	DATE	
PATEL	1987/07/30	
APPROVED BY	DATE	
LENZ	1987/07/30	
MATERIAL NO.	SEE CHART	
DOCUMENT NO.	SDA-7478	
SHEET NO.	1 OF 7	

DRAFT WHERE APPLICABLE MUST REMAIN WITHIN DIMENSIONS

THIS DRAWING CONTAINS INFORMATION THAT IS PROPRIETARY TO MOLEX INCORPORATED AND SHOULD NOT BE USED WITHOUT WRITTEN PERMISSION

	13	12	11	10	9	8	7	6	5	4	3	2	1
J	ENG. NO.	PIN NO.	DIM. L	DIM. X	DIM. Z	DIM. Y	DIM. W	DIM. R	DIM. G	DIM. T			
	A-7478-NA222	2766-41(222) OR 4266-0667	(18.80) .740	(6.71) .264	(3.58) .141	(3.05) .120	90°	(1.17) .046	N/A	OVERALL			
	A-7478-NA241	4266-0666	(18.80) .740	(6.71) .264	(3.58) .141	(3.05) .120	90°	(1.17) .046	(4.57) .180	(3.43) .135			
I	A-7478-NA241T	4266-0666	(18.80) .740	(6.71) .264	(3.58) .141	(3.05) .120	90°	(1.17) .046	(4.57) .180	(3.43) .135			
	A-7478-NA197T	4266-0662	(18.80) .740	(6.71) .264	(3.58) .141	(3.05) .120	90°	(1.17) .046	N/A	OVERALL			
H													
G													
F													
E													
D													
C													

A	CHANGE PLATING EC NO: UCP2012-1821 DRAWN: M. STROH 2011/12/09 CHKD: K. IPPER 2012/01/03 APPR: F. SMITH 2012/02/02	QUALITY SYMBOLS = 0 = 0 = 0	GENERAL TOLERANCES (UNLESS SPECIFIED) <table border="1"> <tr> <th></th> <th>mm</th> <th>INCH</th> </tr> <tr> <td>4 PLACES</td> <td>± .005</td> <td>± .0008</td> </tr> <tr> <td>3 PLACES</td> <td>± .005</td> <td>± .0008</td> </tr> <tr> <td>2 PLACES</td> <td>± .005</td> <td>± .0008</td> </tr> <tr> <td>1 PLACE</td> <td>± .005</td> <td>± .0008</td> </tr> </table>		mm	INCH	4 PLACES	± .005	± .0008	3 PLACES	± .005	± .0008	2 PLACES	± .005	± .0008	1 PLACE	± .005	± .0008	DIMENSION STYLE MM/IN DRAWN BY DATE GUZIK 1987/07/10 CHECKED BY DATE PATEL 1987/07/10 APPROVED BY DATE LENZ 1987/07/10	SCALE --- DESIGN UNITS INCH THIRD ANGLE PROJECTION	TITLE FRICTION LOCK HEADER ASY .100 CL BENT SQ PINS 7478 SERIES DWG	MOLEX INCORPORATED	MATERIAL NO. SEE CHART SIZE C	DOCUMENT NO. SDA-7478	SHEET NO. 2 OF 7
					mm	INCH																			
				4 PLACES	± .005	± .0008																			
				3 PLACES	± .005	± .0008																			
2 PLACES	± .005	± .0008																							
1 PLACE	± .005	± .0008																							
DRAFT WHERE APPLICABLE MUST REMAIN WITHIN DIMENSIONS	THIS DRAWING CONTAINS INFORMATION THAT IS PROPRIETARY TO MOLEX INCORPORATED AND SHOULD NOT BE USED WITHOUT WRITTEN PERMISSION																								

	13	12	11	10	9	8	7	6	5	4	3	2	1	
	A-7478-NA222		A-7478-NA241		A-7478-NA241T		A-7478-NA197T							
J	PART NO.	ENG. NO.	PART NO.	ENG. NO.	PART NO.	ENG. NO.	PART NO.	ENG. NO.	PART NO.	ENG. NO.	PART NO.	ENG. NO.	PART NO.	ENG. NO.
	22-05-302I	A-7478-2A222	22-12-2024	A-7478-2A241	50-29-1710	A-7478-2A241T	50-34-8500	A-7478-2A197T						
	22-05-303I	A-7478-3A222	22-12-2034	A-7478-3A241	50-29-1711	A-7478-3A241T	50-34-8501	A-7478-3A197T						
	22-05-304I	A-7478-4A222	22-12-2044	A-7478-4A241	50-29-1705	A-7478-4A241T	50-34-8502	A-7478-4A197T						
I	22-05-305I	A-7478-5A222	22-12-2054	A-7478-5A241	50-29-1712	A-7478-5A241T								
	22-05-306I	A-7478-6A222	22-12-2064	A-7478-6A241	50-29-1713	A-7478-6A241T								
	22-05-307I	A-7478-7A222	22-12-2074	A-7478-7A241	50-29-1714	A-7478-7A241T								
	22-05-308I	A-7478-8A222	22-12-2084	A-7478-8A241	50-29-1715	A-7478-8A241T								
	22-05-309I	A-7478-9A222	22-12-2094	A-7478-9A241	50-29-1716	A-7478-9A241T								
H	22-05-310I	A-7478-10A222	22-12-2104	A-7478-10A241	50-29-1717	A-7478-10A241T								
	22-05-311I	A-7478-11A222	22-12-2114	A-7478-11A241	50-29-1718	A-7478-11A241T								
	22-05-312I	A-7478-12A222	22-12-2124	A-7478-12A241	50-29-1719	A-7478-12A241T								
	22-05-313I	A-7478-13A222	22-12-2134	A-7478-13A241	50-29-1720	A-7478-13A241T								
	22-05-314I	A-7478-14A222	22-12-2144	A-7478-14A241	50-29-1721	A-7478-14A241T								
G	22-05-315I	A-7478-15A222	22-12-2154	A-7478-15A241	50-29-1722	A-7478-15A241T								
	22-05-316I	A-7478-16A222	22-12-2164	A-7478-16A241	50-29-1723	A-7478-16A241T								
	22-05-317I	A-7478-17A222	22-12-2174	A-7478-17A241	50-29-1724	A-7478-17A241T								
	22-05-318I	A-7478-18A222	22-12-2184	A-7478-18A241	50-29-1725	A-7478-18A241T								
	22-05-319I	A-7478-19A222	22-12-2194	A-7478-19A241	50-29-1726	A-7478-19A241T								
	22-05-320I	A-7478-20A222	22-12-2204	A-7478-20A241	50-29-1727	A-7478-20A241T								
F	22-05-321I	A-7478-21A222	22-12-2214	A-7478-21A241	50-29-1728	A-7478-21A241T								
	22-05-322I	A-7478-22A222	22-12-2224	A-7478-22A241	50-29-1729	A-7478-22A241T								
	22-05-323I	A-7478-23A222	22-12-2234	A-7478-23A241	50-29-1730	A-7478-23A241T								
	22-05-324I	A-7478-24A222	22-12-2244	A-7478-24A241	50-29-1731	A-7478-24A241T								
	22-05-325I	A-7478-25A222	22-12-2254	A-7478-25A241	50-29-1732	A-7478-25A241T								
	22-05-326I	A-7478-26A222	22-12-2264	A-7478-26A241	50-29-1733	A-7478-26A241T								
E	22-05-327I	A-7478-27A222	22-12-2274	A-7478-27A241	50-29-1734	A-7478-27A241T								
	22-05-328I	A-7478-28A222	22-12-2284	A-7478-28A241	50-29-1735	A-7478-28A241T								

CHANGE PLATING EC NO: UCP2012-1821 DRAWN: M. STROH 2011/12/09 CHKD: J. K. I. P. P. R. 2012/01/03 APPR: F. S. M. L. H. 2012/02/02	QUALITY SYMBOLS	GENERAL TOLERANCES (UNLESS SPECIFIED)	DIMENSION STYLE	SCALE	DESIGN UNITS	THIRD ANGLE PROJECTION
	▽=0	mm INCH	MM/IN	---	INCH	
	▽=0	4 PLACES ± --- ± ---	DRAWN BY DATE	TITLE		
	▽=0	3 PLACES ± --- ± ---	GUZIK 1987/07/10	FRICTION LOCK HEADER ASY .100 CL BENT SQ PINS 7478 SERIES DWG.		
	2 PLACES ± --- ± ---	CHECKED BY DATE	MATERIAL NO.			
	1 PLACE ± --- ± ---	PATEL 1987/07/10	SEE CHART			
	ANGULAR ± ---°	APPROVED BY DATE	DOCUMENT NO.			
		LENZ 1987/07/10	SDA-7478			
			SHEET NO.			
			3 OF 7			
			THIS DRAWING CONTAINS INFORMATION THAT IS PROPRIETARY TO MOLEX INCORPORATED AND SHOULD NOT BE USED WITHOUT WRITTEN PERMISSION			