

6

5

4

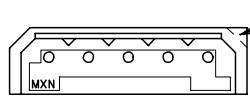
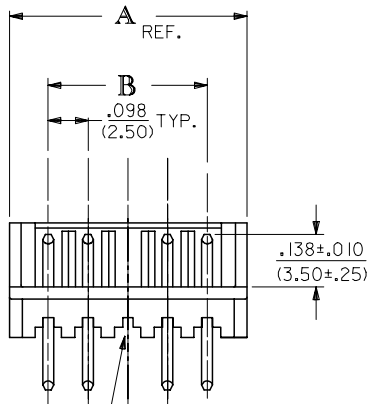
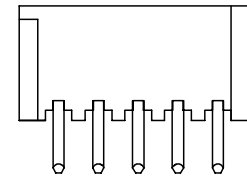
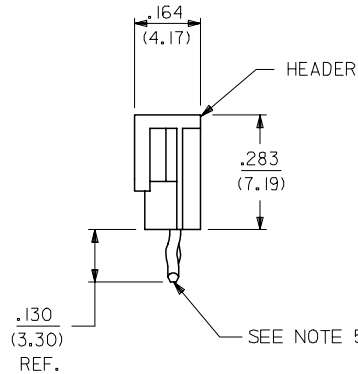
3

2

1

## NOTES:

- MATERIAL : HEADER: POLYESTER, GLASS FILLED,  
PIN : BRASS
- FINISH:  
100 MICROINCHES (2.54 MICROMETERS) MIN. TIN OVER  
50 MICROINCHES (1.27 MICROMETERS) MIN. NICKEL UNDERPLATE.
- PARTS CONFORM TO PRODUCT SPECIFICATION PS-42219-0001.
- PACKAGING: SEE LEGEND.
- KINK DIRECTION:  
2 THROUGH 7 CKTS: ADJACENT PINS KINKED IN  
OPPOSING DIRECTIONS.  
8 THROUGH 15 CKTS: TWO END PINS ON EACH END  
KINKED IN THE SAME DIRECTION.  
CENTER PINS WITHOUT KINKS.
- PARTS CONFORM TO CLASS 'B' REQUIREMENTS OF COSMETIC  
SPEC PS-45499-002.

CIRCUIT NO. 1  
IDENTIFIERVOIDED CKT  
SEE CHART FOR LOCATION

NO. OF CKTS.	KINK LOCATION	DIM. A	DIM. B
2	1,2	.292 / (7.42)	.098 / (2.50)
3	1,2,3	.391 / (9.92)	.197 / (5.00)
4	1,2,3,4	.489 / (12.42)	.295 / (7.50)
5	1,2,3,4,5	.587 / (14.92)	.394 / (10.00)
6	1,2,3,4,5,6	.685 / (17.40)	.492 / (12.50)
7	1,2,3,4,5,6,7	.783 / (19.90)	.591 / (15.00)
8	1,2,7,8	.882 / (22.40)	.689 / (17.50)
9	1,2,8,9	.980 / (24.90)	.787 / (20.00)
10	1,2,9,10	1.079 / (27.40)	.886 / (22.50)
11	1,2,10,11	1.177 / (29.90)	.984 / (25.00)
12	1,2,11,12	1.276 / (32.40)	1.083 / (27.50)
13	1,2,12,13	1.374 / (34.90)	1.181 / (30.00)
14	1,2,13,14	1.472 / (37.40)	1.280 / (32.50)
15	1,2,14,15	1.571 / (39.90)	1.378 / (35.00)

.098±.002  
(2.50±.05) TYP.

CIRCUIT 1

.037±.002  
(0.94±.05) DIA.PCB HOLE LAYOUT: COMPONENT SIDE  
RECOMMENDED PCB THICKNESS: .062 / (1.57)

A-42267-N\*-\*-\*

NO OF CKTS ↑ ↑ ↑ ↑ ↑

HOUSING NO. ↑ ↑ ↑ ↑ ↑

VOID LOCATION ↑ ↑ ↑ ↑ ↑

PACKAGING METHOD

BLANK=STD BULK PACK

A=PER PK-40873-0069

<b>ADD NOTE 6</b> EC NO: UCP2007-2798 DRWN:MKIPPER 2007/05/02 CHKD:AELHAG 2007/05/04 APPR:FSMITH 2007/05/23 Q2	DESCRIPTION REV	QUALITY SYMBOLS ▽=0 ▽=0	GENERAL TOLERANCES (UNLESS SPECIFIED)		DIMENSION STYLE IN/MM		SCALE ---	DESIGN UNITS METRIC	THIRD ANGLE PROJECTION	
		4 PLACES ± --- ± ---	mm	INCH	DRAWN BY	DATE	TITLE 2.5 MM HEADER ASSEMBLY			
		3 PLACES ± --- ± .010			GUZIK	01/17/89				
		2 PLACES ± 0.25 ± .014			CHECKED BY	DATE	MOLEX INCORPORATED DOCUMENT NO. SDA-42267-* SHEET NO. 1 OF 4			
1 PLACE ± 0.36 ± ---			EDGLE	01/17/89						
		ANGULAR ± 1/2°	DRAFT WHERE APPLICABLE MUST REMAIN WITHIN DIMENSIONS		APPROVED BY LENZ DATE 01/17/89		MATERIAL NO. SEE CHART			





