

6

5

4

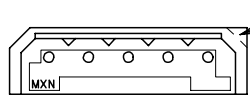
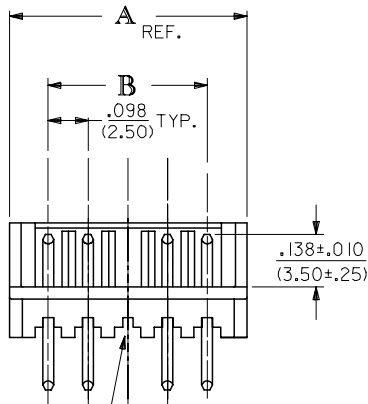
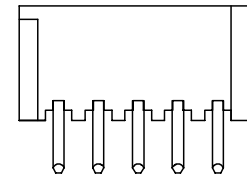
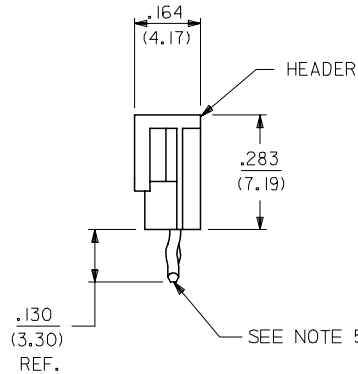
3

2

1

## NOTES:

- MATERIAL : HEADER: POLYESTER, GLASS FILLED,  
PIN : BRASS
- FINISH:  
100 MICROINCHES (2.54 MICROMETERS) MIN. TIN OVER  
50 MICROINCHES (1.27 MICROMETERS) MIN. NICKEL UNDERPLATE.
- PARTS CONFORM TO PRODUCT SPECIFICATION PS-42219-0001.
- PACKAGING: SEE LEGEND.
- KINK DIRECTION:  
2 THROUGH 7 CKTS: ADJACENT PINS KINKED IN  
OPPOSING DIRECTIONS.  
8 THROUGH 15 CKTS: TWO END PINS ON EACH END  
KINKED IN THE SAME DIRECTION.  
CENTER PINS WITHOUT KINKS.
- PARTS CONFORM TO CLASS 'B' REQUIREMENTS OF COSMETIC  
SPEC PS-45499-002.

CIRCUIT NO. 1  
IDENTIFIERVOIDED CKT  
SEE CHART FOR LOCATION.098±.002  
(2.50±.05) TYP.

CIRCUIT 1

.037±.002  
(0.94±.05) DIA.PCB HOLE LAYOUT: COMPONENT SIDE  
RECOMMENDED PCB THICKNESS: .062/(1.57)

A-42267-N\*-\*-\*

↑ NO OF CKTS  
↑ VOID LOCATION  
↑ HOUSING NO.    ↑ PACKAGING METHOD  
BLANK=STD BULK PACK  
A=PER PK-40873-0069

NO. OF CKTS.	KINK LOCATION	DIM. A	DIM. B
2	1,2	.292/(7.42)	.098/(2.50)
3	1,2,3	.391/(9.92)	.197/(5.00)
4	1,2,3,4	.489/(12.42)	.295/(7.50)
5	1,2,3,4,5	.587/(14.92)	.394/(10.00)
6	1,2,3,4,5,6	.685/(17.40)	.492/(12.50)
7	1,2,3,4,5,6,7	.783/(19.90)	.591/(15.00)
8	1,2,7,8	.882/(22.40)	.689/(17.50)
9	1,2,8,9	.980/(24.90)	.787/(20.00)
10	1,2,9,10	1.079/(27.40)	.886/(22.50)
11	1,2,10,11	1.177/(29.90)	.984/(25.00)
12	1,2,11,12	1.276/(32.40)	1.083/(27.50)
13	1,2,12,13	1.374/(34.90)	1.181/(30.00)
14	1,2,13,14	1.472/(37.40)	1.280/(32.50)
15	1,2,14,15	1.571/(39.90)	1.378/(35.00)

D

C

B

A

D

C

B

A

ADD NOTE 6	DESCRIPTION
EC NO: UCP2007-2798	
DRWN:MKIPPER	2007/05/02
CHKD:AELHAG	2007/05/04
APPR:FSMITH	2007/05/23
Q2	REV

QUALITY SYMBOLS	GENERAL TOLERANCES (UNLESS SPECIFIED)	DIMENSION STYLE IN/MM	SCALE	DESIGN UNITS METRIC	THIRD ANGLE PROJECTION
▽=0	4 PLACES ± --- ± ---	DRAWN BY DATE	---		
▽=0	3 PLACES ± --- ± .010	GUZIK 01/17/89			
	2 PLACES ± 0.25 ± .014	CHECKED BY DATE			
	1 PLACE ± 0.36 ± ---	EDGLE Y 01/17/89			
	ANGULAR ± 1/2°	APPROVED BY DATE			
		LENZ 01/17/89			
		MATERIAL NO.			
		SEE CHART			
		SIZE A			

DRAFT WHERE APPLICABLE MUST REMAIN WITHIN DIMENSIONS	MATERIAL NO.	DOCUMENT NO.	SHEET NO.
	SEE CHART	SDA-42267-*	1 OF 4

TITLE		2.5 MM HEADER ASSEMBLY	
MATERIAL NO.		SDA-42267-*	
DOCUMENT NO.		SDA-42267-*	
SHEET NO.		1 OF 4	

MATERIAL NO.		DOCUMENT NO.		SHEET NO.	
SEE CHART		SDA-42267-*		1 OF 4	

5

4

3

2

1

A-42267-NA-*				A-42267-NB-*				A-42267-NC-*				
OPTIONS	HOUSING	42249-N		OPTIONS	HOUSING	42249-NA		OPTIONS	HOUSING	42249-NB		
	COLOR	NATURAL			COLOR	BLUE			COLOR	BROWN		
	PIN NO	45613-0006			PIN NO	45613-0006			PIN NO	45613-0006		
	PLATING	154			PLATING	154			PLATING	154		
Ckt	Material No	Engineering No	Void Ckts	Ckt	Material No	Engineering No	Void Ckts	Ckt	Material No	Engineering No	Void Ckts	
2	22-43-8020	A-42267-2A		2	22-43-8023	A-42267-2B		2	50-34-8534	A-42267-2C		
3	22-43-8030	A-42267-3A		3	22-43-8033	A-42267-3B		3		A-42267-3C		
4	22-43-8040	A-42267-4A		4		A-42267-4B		4		A-42267-4C		
5	22-43-8050	A-42267-5A		5		A-42267-5B		5		A-42267-5C		
6	22-43-8060	A-42267-6A		6	22-43-8063	A-42267-6B		6		A-42267-6C		
7	22-43-8070	A-42267-7A		7		A-42267-7B		7		A-42267-7C		
8	22-43-8080	A-42267-8A		8		A-42267-8B		8		A-42267-8C		
9	22-43-8090	A-42267-9A		9		A-42267-9B		9		A-42267-9C		
10	22-43-8100	A-42267-10A		10	22-43-8103	A-42267-10B		10		A-42267-10C		
11	22-43-8110	A-42267-11A		11		A-42267-11B		11		A-42267-11C		
12	22-43-8120	A-42267-12A		12		A-42267-12B		12		A-42267-12C		
13	22-43-8130	A-42267-13A		13		A-42267-13B		13		A-42267-13C		
14	22-43-8140	A-42267-14A		14		A-42267-14B		14		A-42267-14C		
15	22-43-8150	A-42267-15A		15		A-42267-15B		15		A-42267-15C		
		A-42267-10A-6	6									
		A-42267-15A-3	3									
		A-42267-7A-2	2									
	22-44-8030	A-42267-3A-2	2									
REV: <b>Q1</b>	ECR/ECN INFORMATION: EC NO: UCP2007-1449 DATE: 12/19/2006			TITLE: <b>2.5 MM HEADER ASSEMBLY</b>							SHEET No. <b>- 2 -</b>	
DOCUMENT NUMBER: <b>SDA-42267-*</b>				CREATED / REVISED BY: <b>ELHAG</b>			CHECKED BY: <b>LSCHMIDT</b>			APPROVED BY: <b>FSMITH</b>		

A-42267-ND-*				A-42267-NE-*				A-42267-NF-*			
OPTIONS	HOUSING	42249-NR		OPTIONS	HOUSING	42249-NC		OPTIONS	HOUSING	42249-ND	
	COLOR	RED			COLOR	ORANGE			COLOR	YELLOW	
	PIN NO	45613-0006			PIN NO	45613-0006			PIN NO	45613-0006	
	PLATING	154			PLATING	154			PLATING	154	
Ckt	Material No	Engineering No	Void Ckts	Ckt	Material No	Engineering No	Void Ckts	Ckt	Material No	Engineering No	Void Ckts
2	22-43-8021	A-42267-2D		2	22-43-8025	A-42267-2E		2	22-43-8024	A-42267-2F	
3	22-43-8031	A-42267-3D		3	22-43-8035	A-42267-3E		3	22-43-8034	A-42267-3F	
4	22-43-8041	A-42267-4D		4	22-43-8045	A-42267-4E		4	22-43-8044	A-42267-4F	
5	22-43-8051	A-42267-5D		5	22-43-8055	A-42267-5E		5	22-43-8054	A-42267-5F	
6	22-43-8061	A-42267-6D		6	22-43-8065	A-42267-6E		6	22-43-8064	A-42267-6F	
7	22-43-8071	A-42267-7D		7	22-43-8075	A-42267-7E		7		A-42267-7F	
8	22-43-8081	A-42267-8D		8	22-43-8085	A-42267-8E		8		A-42267-8F	
9	22-43-8091	A-42267-9D		9	22-43-8095	A-42267-9E		9		A-42267-9F	
10	22-43-8101	A-42267-10D		10	22-43-8105	A-42267-10E		10	22-43-8104	A-42267-10F	
11	22-43-8111	A-42267-11D		11	22-43-8115	A-42267-11E		11		A-42267-11F	
12	22-43-8121	A-42267-12D		12	22-43-8125	A-42267-12E		12		A-42267-12F	
13	22-43-8131	A-42267-13D		13	22-43-8135	A-42267-13E		13		A-42267-13F	
14	22-43-8141	A-42267-14D		14	22-43-8145	A-42267-14E		14		A-42267-14F	
15	22-43-8151	A-42267-15D		15	22-43-8155	A-42267-15E		15		A-42267-15F	
REV: <b>Q1</b>	ECR/ECN INFORMATION: EC NO: UCP2007-1449 DATE: 12/19/2006		TITLE: <b>2.5 MM HEADER ASSEMBLY</b>						SHEET No. <b>- 3 -</b>		
DOCUMENT NUMBER: <b>SDA-42267-*</b>			CREATED / REVISED BY: <b>ELHAG</b>			CHECKED BY: <b>LSCHMIDT</b>		APPROVED BY: <b>FSMITH</b>			

A-42249-NG-*				A-42249-NH-*				A-42249-NA-(154)			
OPTIONS	HOUSING	42249-NE		OPTIONS	HOUSING	42249-NG		OPTIONS	HOUSING	42249-N	
	COLOR	GREEN			COLOR	GREY			COLOR	NATURAL	
	PIN NO	45613-0006			PIN NO	45613-0006			PIN NO	45613-0006	
	PLATING	154			PLATING	154			PLATING	154	
Ckt	Material No	Engineering No	Void Ckts	Ckt	Material No	Engineering No	Void Ckts	Ckt	Material No	Engineering No	Void Ckts
2	22-43-8026	A-42267-2G		2	22-43-8022	A-42267-2H		2	50-34-9252	A-42267-02A-(154)	
3	22-43-8036	A-42267-3G		3	22-43-8032	A-42267-3H		3	50-34-9253	A-42267-03A-(154)	
4	22-43-8046	A-42267-4G		4		A-42267-4H		4	50-34-9254	A-42267-04A-(154)	
5	22-43-8056	A-42267-5G		5		A-42267-5H		5	50-34-9255	A-42267-05A-(154)	
6	22-43-8066	A-42267-6G		6	22-43-8062	A-42267-6H		6	50-34-9256	A-42267-06A-(154)	
7	22-43-8076	A-42267-7G		7		A-42267-7H		7	50-34-9257	A-42267-07A-(154)	
8	22-43-8086	A-42267-8G		8		A-42267-8H		8	50-34-9258	A-42267-08A-(154)	
9	22-43-8096	A-42267-9G		9		A-42267-9H		9	50-34-9259	A-42267-09A-(154)	
10	22-43-8106	A-42267-10G		10		A-42267-10H		10	50-34-9260	A-42267-10A-(154)	
11	22-43-8116	A-42267-11G		11		A-42267-11H		11	50-34-9261	A-42267-11A-(154)	
12	22-43-8126	A-42267-12G		12		A-42267-12H		12	50-34-9262	A-42267-12A-(154)	
13	22-43-8136	A-42267-13G		13		A-42267-13H		13	50-34-9263	A-42267-13A-(154)	
14	22-43-8146	A-42267-14G		14		A-42267-14H		14	50-34-9264	A-42267-14A-(154)	
15	22-43-8156	A-42267-15G		15		A-42267-15H		15	50-34-9265	A-42267-15A-(154)	
	22-448076	A-42267-07G-3	3								
REV: <b>Q1</b>	ECR/ECN INFORMATION: EC NO: UCP2007-1449 DATE: 12/19/2006			TITLE: <b>2.5 MM HEADER ASSEMBLY</b>						SHEET No. <b>- 4 -</b>	
DOCUMENT NUMBER: <b>SDA-42267-*</b>				CREATED / REVISED BY: <b>ELHAG</b>			CHECKED BY: <b>LSCHMIDT</b>		APPROVED BY: <b>FSMITH</b>		