

Switch Language

English

Need Assistance?

- Contact Us
- Find a Distributor
- Order Samples
- Tech Library

Printer-friendly page

Email this page

[Home](#) [Crimp Housings](#) [Datasheet](#)

Part Number: 0022552121

Status: Active **Overview:** [SL](#)

Description: 2.54mm (.100") Pitch SL™ Crimp Housing, Dual Row, Version A, Nonpolarized, 12 Circuits

Documents:

Note - Please disable browser pop-up blockers for documents on www.molex.com

- [Drawing \(PDF\)](#)
- [Product Specification PS-70058 \(PDF\)](#)
- [Product Specification PS-70400 \(PDF\)](#)
- [3D Model](#)
- [Related Catalog Page \(PDF\)](#)
- [Packaging Specification \(PDF\)](#)

Order Products:

- [Check Distributor Inventory](#)
- [Request Samples](#)
- [Add to My Parts](#)

Part Detail: [\(show all\)](#)

[General](#) [Physical](#) [Electrical](#) [Material Info](#)

General

Product Family	Crimp Housings
Series	70450
Comments	Version A
Overview	SL
Product Name	SL™

Physical

Breakaway	No
Circuits (maximum)	12
Color - Resin	Black
Flammability	94V-0
Gender	Female
Material - Resin	Polyester
Number of Rows	2
Packaging Type	Bag
Panel Mount	No
Pitch - Mating Interface (in)	0.100 In
Pitch - Mating Interface (mm)	2.54 mm
Stackable	Yes
Temperature Range - Operating	-40°C to +105°C

Electrical

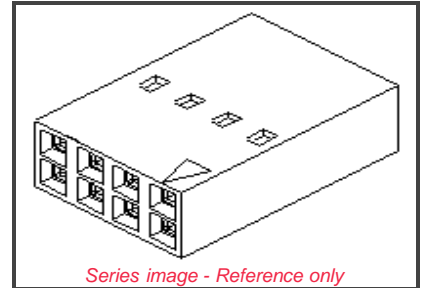
CSA	LR19980
UL	E29179

Material Info

Old Part Number	70450-0005
-----------------	------------

Reference - Drawing Numbers

Product Specification	PS-70058
Product Specification	PS-70400
Sales Drawing	SD-70450-0001-0026



EU RoHS **China RoHS**
ELV and RoHS Compliant



Need more information on product compliance?

Email productcompliance@molex.com

Please visit the [Contact Us](#) section for any non-product compliance questions.

Search Parts in this Series

[70450](#) Series

Mates With

[8624](#), [70203](#), [70029](#), 70567, 70568, 71308, 71349, [70287](#), [70227](#), [70280](#), [70260](#), [8723](#), [8724](#), [70204](#)

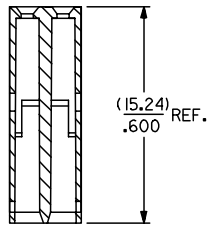
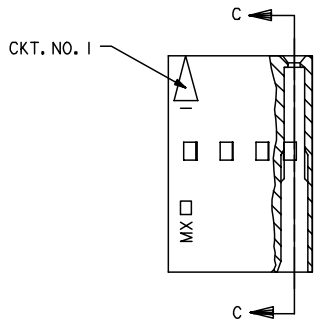
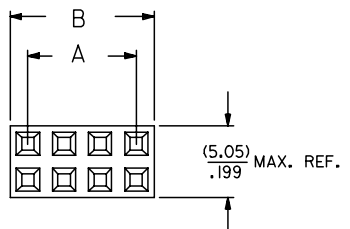
Use With

[70058](#), [71851](#)

NOTES:

- 1) MATERIAL: G.F. POLYESTER
- 2) HOUSING TO BE USED WITH TERMINALS
PT. NO. 70058-**** & 70028-****
- 3) SEE CHART FOR CIRCUIT SIZES.
- 4) TO BE USED WITH (0.64)/.025 SQ. OR RD. PINS.
- 5) PARTS STACKABLE END TO END AND SIDE BY
SIDE ON (2.54)/.100 CENTERS.
- 6) REFER TO PRODUCT SPECIFICATION PS-70058.
- 7) PACKAGE PER PK-70450-100.
- 8) PARTS CONFORM TO CLASS C OF COSMETIC
SPECIFICATION PS-45499-002.

-OPTION "A"-



SECTION C-C

CKT. SIZE	EDP. NO.	ENG. NO.	A	B
4	022-55-204I	70450-0001	(2.54) .100	(5.05) .199
6	022-55-206I	70450-0002	(5.08) .200	(7.59) .299
8	022-55-208I	70450-0003	(7.62) .300	(10.13) .399
10	022-55-210I	70450-0004	(10.16) .400	(12.67) .499
12	022-55-212I	70450-0005	(12.70) .500	(15.21) .599
14	022-55-214I	70450-0006	(15.24) .600	(17.75) .699
16	022-55-216I	70450-0007	(17.78) .700	(20.29) .799
18	022-55-218I	70450-0008	(20.32) .800	(22.83) .899
20	022-55-220I	70450-0009	(22.86) .900	(25.37) .999
22	022-55-222I	70450-0010	(25.40) 1.000	(27.91) 1.099
24	022-55-224I	70450-0011	(27.94) 1.100	(30.45) 1.199
26	022-55-226I	70450-0012	(30.48) 1.200	(32.99) 1.299
28	022-55-228I	70450-0013	(33.02) 1.300	(35.53) 1.399
30	022-55-230I	70450-0014	(35.56) 1.400	(38.07) 1.499
32	022-55-232I	70450-0015	(38.10) 1.500	(40.61) 1.599
34	022-55-234I	70450-0016	(40.64) 1.600	(43.15) 1.699
36	022-55-236I	70450-0017	(43.18) 1.700	(45.69) 1.799
38	022-55-238I	70450-0018	(45.72) 1.800	(48.23) 1.899
40	022-55-240I	70450-0019	(48.26) 1.900	(50.77) 1.999
42	022-55-242I	70450-0020	(50.80) 2.000	(53.31) 2.099
44	022-55-244I	70450-0021	(53.34) 2.100	(55.85) 2.199
46	022-55-246I	70450-0022	(55.88) 2.200	(58.39) 2.299
48	022-55-248I	70450-0023	(58.42) 2.300	(60.93) 2.399
50	022-55-250I	70450-0024	(60.96) 2.400	(63.47) 2.499
52	022-55-252I	70450-0025	(63.50) 2.500	(66.01) 2.599
54	022-55-254I	70450-0026	(66.04) 2.600	(68.55) 2.699

ADD COSMETIC SPEC EC NO: UCP2007-2009 2007/02/23 DRW:NDJORGAN CHKD:MSIBARRA 2007/02/23 APPR:SMILLER 2007/02/27	QUALITY SYMBOLS	GENERAL TOLERANCES (UNLESS SPECIFIED)	DIMENSION STYLE	SCALE	DESIGN UNITS	THIRD ANGLE PROJECTION	
	=0 =0	mm INCH 4 PLACES ± --- ± --- 3 PLACES ± --- ± .010 2 PLACES ± 0.25 ± .014 1 PLACE ± 0.35 ± --- ANGULAR ±1/2°	MM/IN	4:1	INCH	☉ □	
	DRAWN BY MJM DATE 1986/10/22	CHECKED BY MJM DATE 1986/10/22	APPROVED BY WAZ DATE 1986/10/22	TITLE HOUSING - CONNECTOR DUAL ROW (2.54)/.100 GRID STACKABLE			
	MATERIAL NO. SEE CHART			DOCUMENT NO. SD-70450-0001-0026		SHEET NO. 1 OF 1	

DRAFT WHERE APPLICABLE
MUST REMAIN
WITHIN DIMENSIONS

THIS DRAWING CONTAINS INFORMATION THAT IS PROPRIETARY TO MOLEX
INCORPORATED AND SHOULD NOT BE USED WITHOUT WRITTEN PERMISSION