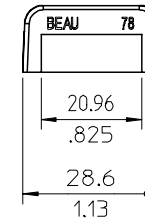


4 CIRCUIT SHOWN



- NOTES:
1. MATERIAL: SEE TABLE
 2. FINISHES: SEE TABLE
 3. "XX" REFERS TO THE QUANTITY OF CIRCUITS.
 4. ALL COMPONENTS ARE ROHS COMPLIANT.

REF. REPLACES DRAWING SD-38789-003

7	2(XX)	SCREW W/WASHER, #6-32, PHIL-SLOT (OPT -50)	STEEL	ZN, CLEAR CHROMATE
6	2(XX)	SCREW, #6-32, PHIL-SLOT (OPT -49)	BRASS	NICKEL PLATED
5	2(XX)	SCREW, #6-32, SLOTTED (OPT -45)	STEEL	ZN, CLEAR CHROMATE
4	2(XX)	SCREW, #6-32, PHIL-SLOT (STD)	STEEL	ZN, CLEAR CHROMATE
3	XX	TERMINAL (USE W/OPT -49 SCREW)	BRASS	TIN PLATED
2	XX	TERMINAL, PLATE	BRASS	NICKEL PLATED
1	1	INSULATOR, DOUBLE ROW	THERMOPLASTIC	BLACK
ITEM	QTY.	DESCRIPTION	MATERIAL	FINISH

CHANGE DIM *C*	QUALITY SYMBOLS
EC NO: ETC2007-0306	▽=0
DRW: NCLYORK 2007/03/26	▽=0
CHKD: JMACNEIL 2007/04/03	
APPR: JMACNEIL 2007/04/03	
REV	DESCRIPTION

GENERAL TOLERANCES (UNLESS SPECIFIED)	
	mm INCH
4 PLACES	± --- ± ---
3 PLACES	± --- ± .005
2 PLACES	± 0.13 ± .01
1 PLACE	± 0.3 ± ---
ANGULAR ± 2 °	
DRAFT WHERE APPLICABLE MUST REMAIN WITHIN DIMENSIONS	

DIMENSION STYLE		SCALE	DESIGN UNITS	THIRD ANGLE PROJECTION
MM/IN		1:1	INCH	
DRAWN BY	DATE	TITLE		
W. HOWARD	08-28-03	11.11MM [.438] DR BTS, CB ASY		
CHECKED BY	DATE			
R. KEMP	09-04-03			
APPROVED BY	DATE			
P. WALTZ	09-05-03			
MATERIAL NO.	DOCUMENT NO.			
SEE SHEET 2	SD-38780-001			
SIZE	THIS DRAWING CONTAINS INFORMATION THAT IS PROPRIETARY TO MOLEX INCORPORATED AND SHOULD NOT BE USED WITHOUT WRITTEN PERMISSION			
B				

MOLEX INCORPORATED		SHEET NO.
		1 OF 2

(E)

NUMBER OF CIRCUITS *XX*	DIM. *A*		DIM. *B*		DIM. *C*		MATERIAL NO. (STD)	MATERIAL NO. (-45 OPT)	MATERIAL NO. (-49 OPT)	MATERIAL NO. (-50 OPT)	MATERIAL NO. (-10A IMP OPT)
02	41.3	[1.62]	11.11	[.438]	32.83	[1.293]	38780-0102		38780-0202	38780-0302	38780-0502
03	52.4	[2.06]	22.23	[.875]	43.94	[1.730]	38780-0103	38789-0206	38780-0203	38780-0303	38780-0503
04	63.5	[2.50]	33.34	[1.313]	55.05	[2.168]	38780-0104	38789-0207	38780-0204	38780-0304	38780-0504
05	74.6	[2.94]	44.45	[1.750]	66.17	[2.605]	38780-0105		38780-0205	38780-0305	38780-0505
06	85.7	[3.37]	55.56	[2.188]	77.28	[3.043]	38780-0106	38789-0209	38780-0206	38780-0306	38780-0506
07	96.8	[3.81]	66.68	[2.625]	88.39	[3.480]	38780-0107		38780-0207	38780-0307	38780-0507
08	107.9	[4.25]	77.79	[3.063]	99.50	[3.918]	38780-0108		38780-0208	38780-0308	38780-0508
09	119.0	[4.69]	88.90	[3.500]	110.62	[4.355]	38780-0109		38780-0209	38780-0309	38780-0509
10	130.2	[5.12]	100.01	[3.938]	121.73	[4.793]	38780-0110	38789-0211	38780-0210	38780-0310	38780-0510
11	141.3	[5.56]	111.13	[4.375]	132.84	[5.230]	38780-0111		38780-0211	38780-0311	38780-0511
12	152.4	[6.00]	122.24	[4.813]	143.95	[5.668]	38780-0112		38780-0212	38780-0312	38780-0512
13	163.5	[6.44]	133.35	[5.250]	155.07	[6.105]	38780-0113		38780-0213	38780-0313	38780-0513
14	174.6	[6.87]	144.46	[5.688]	166.18	[6.543]	38780-0114		38780-0214	38780-0314	38780-0514
15	185.7	[7.31]	155.58	[6.125]	177.29	[6.980]	38780-0115		38780-0215	38780-0315	38780-0515
16	196.8	[7.75]	166.69	[6.563]	188.40	[7.418]	38780-0116	38789-0212	38780-0216	38780-0316	38780-0516
17	207.9	[8.19]	177.80	[7.000]	199.52	[7.855]	38780-0117		38780-0217	38780-0317	38780-0517
18	219.1	[8.62]	188.91	[7.438]	210.63	[8.293]	38780-0118		38780-0218	38780-0318	38780-0518
19	230.2	[9.06]	200.03	[7.875]	221.74	[8.730]	38780-0119		38780-0219	38780-0319	38780-0519
20	241.3	[9.50]	211.14	[8.313]	232.85	[9.168]	38780-0120		38780-0220	38780-0320	38780-0520
21	252.4	[9.94]	222.25	[8.750]	243.97	[9.605]	38780-0121		38780-0221	38780-0321	38780-0521
22	263.5	[10.37]	233.36	[9.188]	255.08	[10.043]	38780-0122		38780-0222	38780-0322	38780-0522
23	274.6	[10.81]	244.48	[9.625]	266.19	[10.480]	38780-0123		38780-0223	38780-0323	38780-0523
24	285.7	[11.25]	255.59	[10.063]	277.30	[10.918]	38780-0124		38780-0224	38780-0324	38780-0524
25	296.8	[11.69]	266.70	[10.500]	288.42	[11.355]	38780-0125		38780-0225	38780-0325	38780-0525
26	308.0	[12.12]	277.81	[10.938]	299.53	[11.793]	38780-0126		38780-0226	38780-0326	38780-0526
27	319.1	[12.56]	288.93	[11.375]	310.64	[12.230]	38780-0127		38780-0227	38780-0327	38780-0527
28	330.2	[13.00]	300.04	[11.813]	321.75	[12.668]	38780-0128		38780-0228	38780-0328	38780-0528
29	341.3	[13.44]	311.15	[12.250]	332.87	[13.105]	38780-0129		38780-0229	38780-0329	38780-0529
30	352.4	[13.87]	322.26	[12.688]	343.98	[13.543]	38780-0130		38780-0230	38780-0330	38780-0530

SEE SHEET 1 EC NO: ETC2007-0306 DRW: NCLYORK 2007/03/26 CHKD: IMACNEIL 2007/04/03 APPR: IMACNEIL 2007/04/03	QUALITY SYMBOLS ▽=0 ▽=0	GENERAL TOLERANCES (UNLESS SPECIFIED)		DIMENSION STYLE MM/IN		SCALE 1:1	DESIGN UNITS INCH	THIRD ANGLE PROJECTION
			mm	INCH	DRAWN BY W. HOWARD	DATE 08-28-03	TITLE 11.11MM [.438] DR BTS, CB ASY	
		4 PLACES	± .005	± .005	CHECKED BY R. KEMP	DATE 09-04-03		
		3 PLACES	± .013	± .01	APPROVED BY P. WALTZ	DATE 09-05-03	MOLEX INCORPORATED	
2 PLACES	± 0.3	± .005	MATERIAL NO. SEE CHART		DOCUMENT NO. SD-38780-001	SHEET NO. 2 OF 2		
1 PLACE	ANGULAR ± 2 °		DRAFT WHERE APPLICABLE MUST REMAIN WITHIN DIMENSIONS				THIS DRAWING CONTAINS INFORMATION THAT IS PROPRIETARY TO MOLEX INCORPORATED AND SHOULD NOT BE USED WITHOUT WRITTEN PERMISSION	

Beau® Barrier Strips Single Row Tri-barrier Terminal Strips



Features and Benefits

- Robust and durable welded construction
- Wide variety of screw and terminal options
- Tri-barrier construction prevents shorting


Reference Information

UL File No.: E48521
UL Guide No.: XCFR2
CSA File No.: 025562

Screw Only	Insulated Solder	Insulated PC	Centerline PC	Solder Turret	Centerline Wire Wrap	Centerline Right Angle PC	Insulated Fast On	Offset PC	Offset Wire Wrap	Right Angle PC	Offset Right Angle PC
All	38720 38730	38720 38730	38630 38720 38730	38630 38720 38730 38631 38721 38731	38631 38721 38731 38741	38721 38731	38721 38731	38600 38660 38690 38700 38750 38704/38705	38691 38701 38751 38704/38705	38691	38751 38704/38705

Circuits	Series	Pitch	Current	Voltage	Wire Range AWG	Lead-free
2-32	38600	6.35 (.250)	10.0A	300V	18-22	Yes
2-15		12.70 (.500)	45.0A	600V	8-18	
2-30	38690/38691	8.25 (.325)	20.0A	300V	12-22	
2-26	38750/38751/38752	9.52 (.375)	25.0A	600V	12-24	
2-16	38634	11.12 (.438)				
2-12	38704/38705	8.25 (.325)	20.0A	300V	12-22	
2-16	38724/38725	9.52 (.375)	25.0A		12-24	
2-12	38734/38735	11.12 (.438)	30.0A		10-24	

Dual-level Barrier Terminal Strips

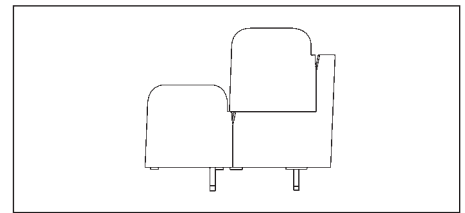


Features and Benefits

- Robust and durable welded construction
- Low profile, high density

Reference Information

UL File No.: E48521
UL Guide No.: XCFR2
CSA File No.: 025562



Circuits	Series	Pitch	Current	Voltage	Wire Range AWG	Lead-free
4-24	38706	8.25 (.325)	20.0A	300V	12-22	Yes

Double Row Barrier Terminal Strips



Features and Benefits

- Wide variety of options
- Snap-on covers
- Robust and reliable
- Closed bottom or feed-through

Reference Information

UL File No.: E48521
UL Guide No.: XCFR2
CSA File No.: 025562

Screw Terminal	One-Sided Solder	Two-Sided Solder	Short Solder	Short PC	Long Solder	Long PC	Wire Wrap
All	38210 38760 38770	38210 38760 38770	All	38760 38770	38210 38760 38770 38780	38760 38770 38780	38760 38770 38780

Circuits	Series	Pitch	Current	Voltage	Wire Range AWG	Lead-free
2-26	38210	14.30 (.563)	30.0A	300V	10-18	Yes
2-12	38280	17.47 (.688)	50.0A		6-18	
2-30	38760	9.52 (.375)	20.0A		12-24	
	38770					
2-15	38221	14.30 (.563)	30.0A	600V		