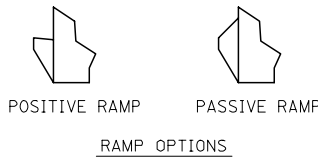
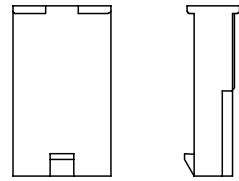
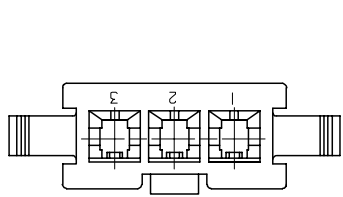
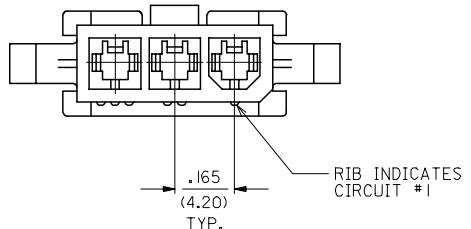
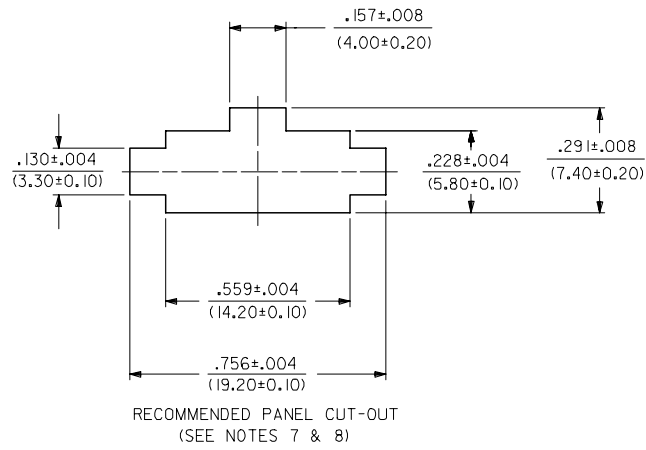
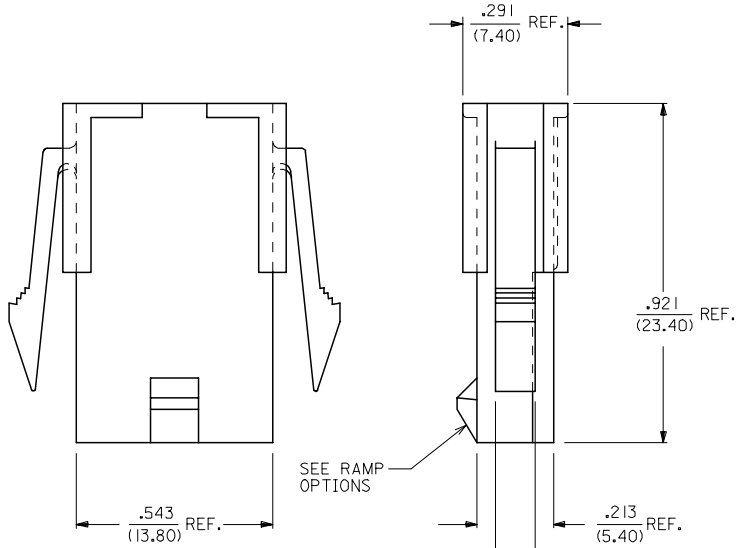


13 12 11 10 9 8 7 6 5 4 3 2 1



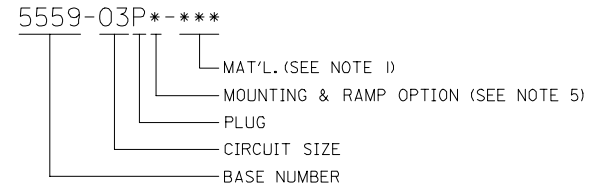
5559-03P3-***
WITHOUT MOUNTING EARS

PART NO.	ENG. NO.	CKT. NO.	MOUNT OPTION	MAT'L.	RAMP OPTION
39-01-4032	5559-03P2	3	2	BLANK	POSITIVE
39-01-4033	5559-03P2-2 I/O	3	2	2 I/O	POSITIVE
39-01-4036	5559-03P3	3	3	BLANK	POSITIVE
39-01-4037	5559-03P3-2 I/O	3	3	2 I/O	POSITIVE
39-01-6030	5559-03P2-BL	3	2	BL	POSITIVE
39-01-6031	5559-03P3-BL	3	3	BL	POSITIVE
50-29-0088	5559-03P4	3	4	BLANK	PASSIVE
50-29-0089	5559-03P5	3	5	BLANK	PASSIVE
50-29-0091	5559-03P4-2 I/O	3	4	2 I/O	PASSIVE
50-29-0092	5559-03P5-2 I/O	3	5	2 I/O	PASSIVE
50-29-0093	5559-03P4-BL	3	4	BL	PASSIVE
50-29-0094	5559-03P5-BL	3	5	BL	PASSIVE



- NOTES:
- MATERIAL; BLANK=NYLON 6/6, UL 94V-2, COLOR: NATURAL.
2 I/O=NYLON 6/6, UL 94V-0, COLOR: NATURAL.
BL=NYLON 6/6, UL 94V-2, COLOR: DYED BLACK.
 - THIS PART IS FOR USE WITH MOLEX MALE TERMINAL NO. 5558-*.
3. THIS PART MATES WITH RECEPTACLE NO 5557.
 - PART IS DESIGNED IN METRIC.
 - MOUNTING & RAMP OPTION: 2 = WITH EARS, WITH POSITIVE RAMP
3 = WITHOUT EARS, WITH POSITIVE RAMP
4 = WITH EARS, WITH PASSIVE RAMP
5 = WITHOUT EARS, WITH PASSIVE RAMP
 - PRODUCT SPECIFICATION: PS-5556-001
 - PANEL MOUNT VERSION IS FOR USE WITH .031/.079/(0.80/2.00) THICK PANELS.
 - PANEL SHOULD BE PUNCHED IN THE DIRECTION OF CONNECTOR INSERTION.

LEGEND



DELETED 225 MATL. EC NO: UCP2005-0704 DRWNLSTEWART 2004/11/11 CHKD:MARGULIS 2004/11/15 APPR:YMARGULLI 2004/11/15	QUALITY SYMBOLS 	GENERAL TOLERANCES (UNLESS SPECIFIED) <table border="1"> <tr><th colspan="2">mm</th><th colspan="2">INCH</th></tr> <tr><td>4 PLACES</td><td>± .---</td><td>± .---</td><td></td></tr> <tr><td>3 PLACES</td><td>± .---</td><td>± .010</td><td></td></tr> <tr><td>2 PLACES</td><td>± 0.25</td><td>± .015</td><td></td></tr> <tr><td>1 PLACE</td><td>± 0.38</td><td>± .---</td><td></td></tr> </table> ANGULAR ±1/2°	mm		INCH		4 PLACES	± .---	± .---		3 PLACES	± .---	± .010		2 PLACES	± 0.25	± .015		1 PLACE	± 0.38	± .---		DIMENSION STYLE IN/MM	SCALE 4:1	DESIGN UNITS INCH	THIRD ANGLE PROJECTION
	mm		INCH																							
4 PLACES	± .---	± .---																								
3 PLACES	± .---	± .010																								
2 PLACES	± 0.25	± .015																								
1 PLACE	± 0.38	± .---																								
DRAWN BY DATE GEP 7/11/90 CHECKED BY DATE RJF 7/11/90 APPROVED BY DATE RAS 7/11/90	MATERIAL NO. SEE CHART	DOCUMENT NO. SD-5559-03P*	SHEET NO. 1 OF 1																							

12 11 10 9 8 7 6 5 4 3 2 1