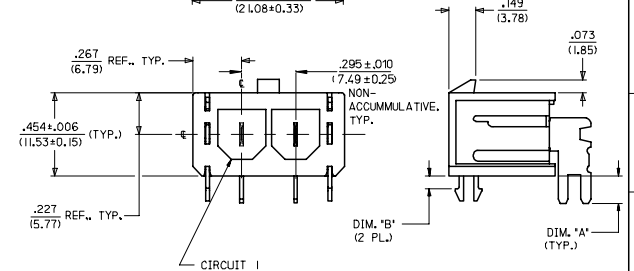
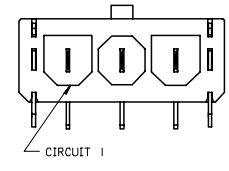
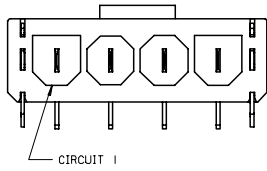
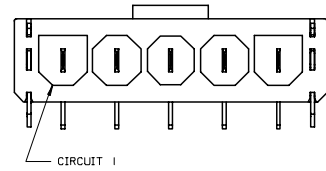
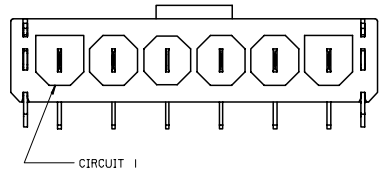
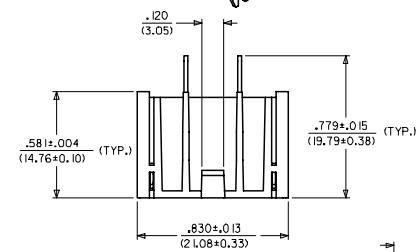
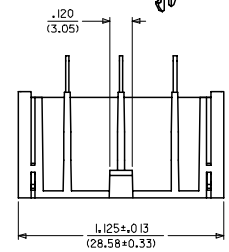
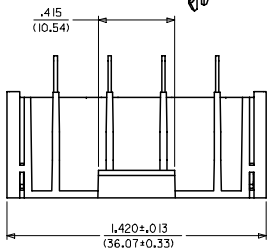
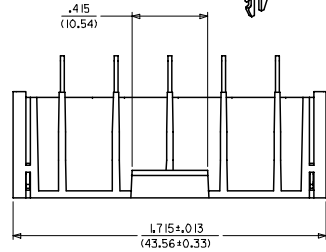
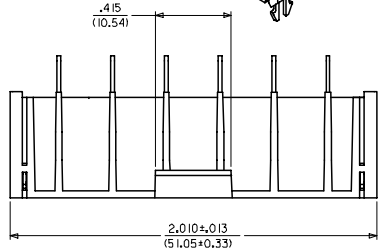
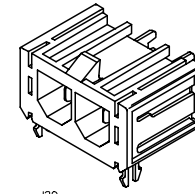
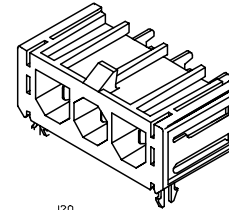
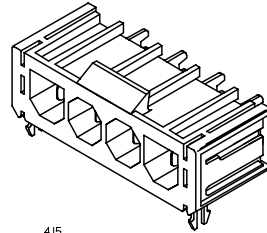
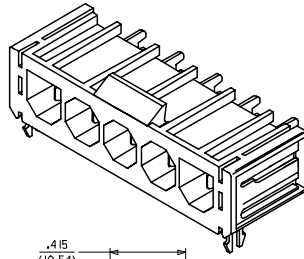
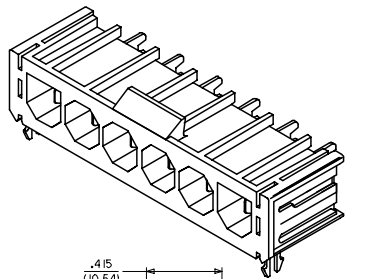


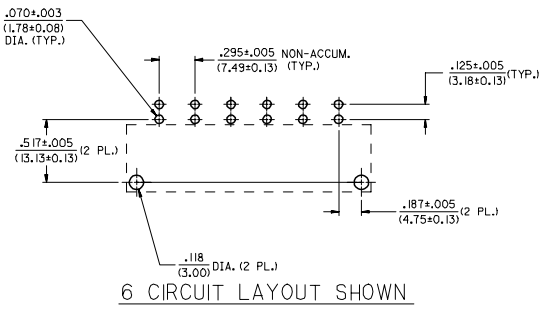
20 19 18 17 16 15 14 13 12 11 10 9 8 7 6 5 4 3 2 1



SEE SHEET 5 AND 6 FOR ITEM NUMBER CHART

RECOMMENDED P.C. BOARD LAYOUT FOR RIGHT ANGLE HEADERS

SCALE 2:1



6 CIRCUIT LAYOUT SHOWN

NOTES:

- INSULATOR MATERIAL (SEE CHART)  
 A = 30% GLASS-FILLED 46 NYLON, 94V-0, COLOR: BLACK  
 B = UNFILLED 66 NYLON, 94BV-2, COLOR: NATURAL (TRANSLUCENT)  
 NOTE: HEADER ASSEMBLIES IN 94V-2, 66 NYLON, ARE ONLY APPROVED FOR WAVE SOLDERING PROCESSES.
- TERMINAL MATERIAL: C26000 BRASS  
 TERMINAL FINISH: 35 MICRONCH (0.88 MICROMETER) MINIMUM TIN OVER 20 MICRONCH (0.50 MICROMETER) MINIMUM COPPER.  
 \* THE PRIMARY SHIPPING CARTON WILL BE LABELED "COMPLIANT TO ROHS DIRECTIVE 2002/95/EC AND ELV ANNEX II OF DIRECTIVE 2000/53/EC." CARTONS WITHOUT THIS LABEL MAY CONTAIN PRODUCT WITH TIN-LEAD IN THE PC TAILS.
- PRODUCT SPECIFICATION: PSX-44441-9999.
- PACKAGING: SEE CHART.
- THESE HEADERS MATE WITH 43179, 43335, OR 44441 RECEPTACLE HOUSINGS.
- SEE SHEETS 1, 2 AND 3 FOR VERTICAL HEADER ASSEMBLIES AND THEIR RESPECTIVE PART NUMBERS.
- SEE SHEETS 4, 5 AND 6 FOR RIGHT ANGLE HEADER ASSEMBLIES AND THEIR RESPECTIVE PART NUMBERS.
- DIMENSIONS ARE FOR REFERENCE ONLY UNLESS INDICATED OTHERWISE.

SOLDER TAIL	DIM. 'A' ±.011/(0.28)
SHORT	.150/(3.81)
LONG	.210/(5.33)

BOARD LOCK	DIM. 'B' ±.004/(0.10)
.062	.070/(1.78)
.094	.102/(2.59)
.125	.133/(3.38)

SEE SHEET ONE E.C. NO. UCP2007-0489 DRAWN BY: DRINKSTENHART 2006/08/29 CHECKED BY: CHFKCBW/RKUS 2006/08/31 APPROVED BY: BWR/RKUS 2006/08/31	QUALITY SYMBOLS ▽=0 ▽=0	GENERAL TOLERANCES (UNLESS SPECIFIED) mm INCH 4 PLACES ±.005 ±.005 3 PLACES ±.010 ±.010 2 PLACES ±.013 ±.013 1 PLACE ±.025 ±.025 ANGULAR ±1/2°	DIMENSION STYLE IN/MM DRAWN BY: GC DATE: 11/30/95 CHECKED BY: KBP DATE: 11/30/95 APPROVED BY: RAS DATE: 11/30/95	SCALE 3:1 DESIGN UNITS INCH THIRD ANGLE PROJECTION	TITLE SABRE HEADER ASSY RT. ANGLE, 2-6 & 8 CIR. .125/(3.18)X.020/(0.51)	MATERIAL NO. SEE CHART	DOCUMENT NO. SDA-43160-****	SHEET NO. 4 OF 6	
		DRAFT WHERE APPLICABLE MUST REMAIN WITHIN DIMENSIONS		THIS DRAWING CONTAINS INFORMATION THAT IS PROPRIETARY TO MOLEX INCORPORATED AND SHOULD NOT BE USED WITHOUT WRITTEN PERMISSION		MOLEX INCORPORATED			

19 18 17 16 15 14 13 12 11 10 9 8 7 6 5 4 3 2 1

RT. ANGLE HEADER ASSEMBLY ITEM NO.	PART CHARACTERISTICS FOR RIGHT ANGLE HEADER				PACKAGING SPECIFICATIONS	RT. ANGLE HEADER ASSEMBLY ITEM NO.	PART CHARACTERISTICS FOR RIGHT ANGLE HEADER				PACKAGING SPECIFICATIONS	RT. ANGLE HEADER ASSEMBLY ITEM NO.	PART CHARACTERISTICS FOR RIGHT ANGLE HEADER				PACKAGING SPECIFICATIONS
	CIRCUIT SIZE	HSG. MAT'L (SEE NOTE 1)	SOLDER TAIL	BOARD LOCK			CIRCUIT SIZE	HSG. MAT'L (SEE NOTE 1)	SOLDER TAIL	BOARD LOCK			CIRCUIT SIZE	HSG. MAT'L (SEE NOTE 1)	SOLDER TAIL	BOARD LOCK	
43160-1102	2	A	SHORT	N/A	PK-43160-0010	43160-1104	4	A	SHORT	N/A	PK-43160-0010	43160-1106	6	A	SHORT	N/A	PK-43160-0010
43160-1202	2	B	SHORT	N/A	PK-43160-0010	43160-1204	4	B	SHORT	N/A	PK-43160-0010	43160-1206	6	B	SHORT	N/A	PK-43160-0010
43160-1302	2	A	LONG	N/A	PK-43789-001	43160-1304	4	A	LONG	N/A	PK-43789-001	43160-1306	6	A	LONG	N/A	PK-43789-001
43160-1402	2	B	LONG	N/A	PK-43789-001	43160-1404	4	B	LONG	N/A	PK-43789-001	43160-1406	6	B	LONG	N/A	PK-43789-001
43160-3102	2	A	SHORT	.062	PK-43789-001	43160-3104	4	A	SHORT	.062	PK-43789-001	43160-3106	6	A	SHORT	.062	PK-43789-001
43160-3202	2	B	SHORT	.062	PK-43789-001	43160-3204	4	B	SHORT	.062	PK-43789-001	43160-3206	6	B	SHORT	.062	PK-43789-001
43160-5102	2	A	SHORT	.094	PK-43789-001	43160-5104	4	A	SHORT	.094	PK-43789-001	43160-5106	6	A	SHORT	.094	PK-43789-001
43160-5202	2	B	SHORT	.094	PK-43789-001	43160-5204	4	B	SHORT	.094	PK-43789-001	43160-5206	6	B	SHORT	.094	PK-43789-001
43160-5302	2	A	LONG	.094	PK-43789-001	43160-5304	4	A	LONG	.094	PK-43789-001	43160-5306	6	A	LONG	.094	PK-43789-001
43160-5402	2	B	LONG	.094	PK-43789-001	43160-5404	4	B	LONG	.094	PK-43789-001	43160-5406	6	B	LONG	.094	PK-43789-001
43160-7302	2	A	LONG	.125	PK-43789-001	43160-7304	4	A	LONG	.125	PK-43789-001	43160-7306	6	A	LONG	.125	PK-43789-001
43160-7402	2	B	LONG	.125	PK-43789-001	43160-7404	4	B	LONG	.125	PK-43789-001	43160-7406	6	B	LONG	.125	PK-43789-001
43160-1103	3	A	SHORT	N/A	PK-43160-0010	43160-1105	5	A	SHORT	N/A	PK-43160-0010	43160-1107	7	A	SHORT	N/A	PK-43160-0010
43160-1203	3	B	SHORT	N/A	PK-43160-0010	43160-1205	5	B	SHORT	N/A	PK-43160-0010	43160-1207	7	B	SHORT	N/A	PK-43160-0010
43160-1303	3	A	LONG	N/A	PK-43789-001	43160-1305	5	A	LONG	N/A	PK-43789-001	43160-1307	7	A	LONG	N/A	PK-43789-001
43160-1403	3	B	LONG	N/A	PK-43789-001	43160-1405	5	B	LONG	N/A	PK-43789-001	43160-1407	7	B	LONG	N/A	PK-43789-001
43160-3103	3	A	SHORT	.062	PK-43789-001	43160-3105	5	A	SHORT	.062	PK-43789-001	43160-3107	7	A	SHORT	.062	PK-43789-001
43160-3203	3	B	SHORT	.062	PK-43789-001	43160-3205	5	B	SHORT	.062	PK-43789-001	43160-3207	7	B	SHORT	.062	PK-43789-001
43160-5103	3	A	SHORT	.094	PK-43789-001	43160-5105	5	A	SHORT	.094	PK-43789-001	43160-5107	7	A	SHORT	.094	PK-43789-001
43160-5203	3	B	SHORT	.094	PK-43789-001	43160-5205	5	B	SHORT	.094	PK-43789-001	43160-5207	7	B	SHORT	.094	PK-43789-001
43160-5303	3	A	LONG	.094	PK-43789-001	43160-5305	5	A	LONG	.094	PK-43789-001	43160-5307	7	A	LONG	.094	PK-43789-001
43160-5403	3	B	LONG	.094	PK-43789-001	43160-5405	5	B	LONG	.094	PK-43789-001	43160-5407	7	B	LONG	.094	PK-43789-001
43160-7303	3	A	LONG	.125	PK-43789-001	43160-7305	5	A	LONG	.125	PK-43789-001	43160-7307	7	A	LONG	.125	PK-43789-001
43160-7403	3	B	LONG	.125	PK-43789-001	43160-7405	5	B	LONG	.125	PK-43789-001	43160-7407	7	B	LONG	.125	PK-43789-001

<b>SEE SHEET ONE</b> EC NO: UCP2006-2184 H DRINKSTENART 2004/03/17 CHFKCBM RUS 2004/03/28 APPR: BM RUS 2004/03/29	QUALITY SYMBOLS	GENERAL TOLERANCES (UNLESS SPECIFIED)	DIMENSION STYLE	SCALE	DESIGN UNITS	THIRD ANGLE PROJECTION TITLE <b>SABRE HEADER ASSY</b> <b>RT. ANGLE, 2-6 &amp; 8 CIR.</b> <b>.125/(3.18)X.020/(0.51)</b> MOLEX INCORPORATED DOCUMENT NO. <b>SDA-43160-****</b> SHEET NO. <b>5 OF 6</b>
	$\nabla=0$ $\nabla=0$	mm INCH 4 PLACES ± --- ± --- 3 PLACES ± --- ± .005 2 PLACES ± 0.13 ± .01 1 PLACE ± 0.25 ± --- ANGULAR ±1/2°	IN/MM DRAWN BY DATE GC 11/30/95 CHECKED BY DATE KBP 11/30/95 APPROVED BY DATE RAS 11/30/95	1:1	INCH	
	DRAFT WHERE APPLICABLE MUST REMAIN WITHIN DIMENSIONS	SEE CHART SIZE D	THIS DRAWING CONTAINS INFORMATION THAT IS PROPRIETARY TO MOLEX INCORPORATED AND SHOULD NOT BE USED WITHOUT WRITTEN PERMISSION			