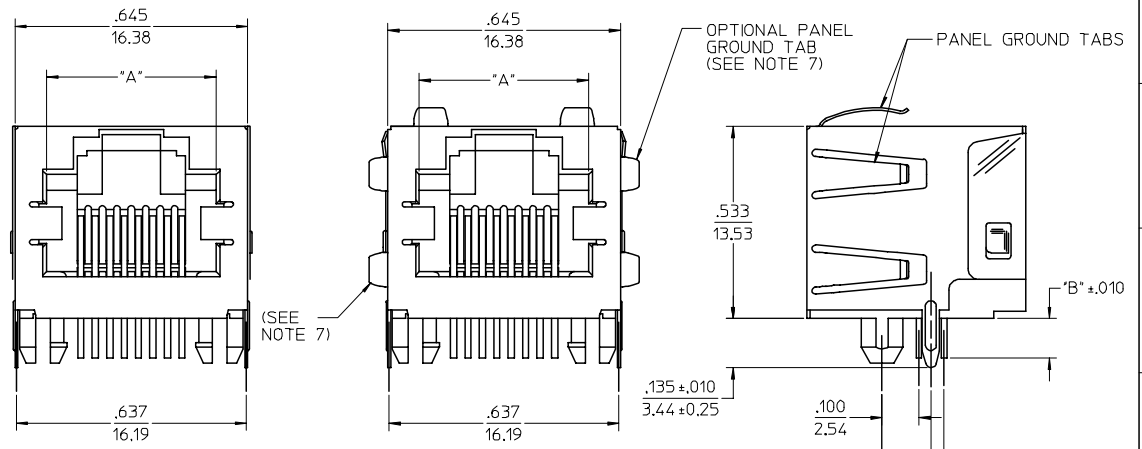
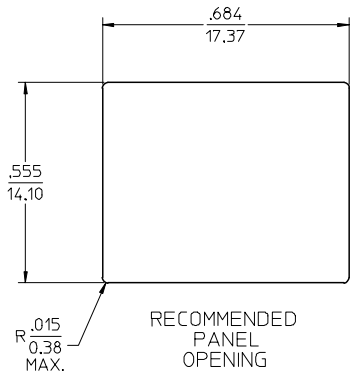
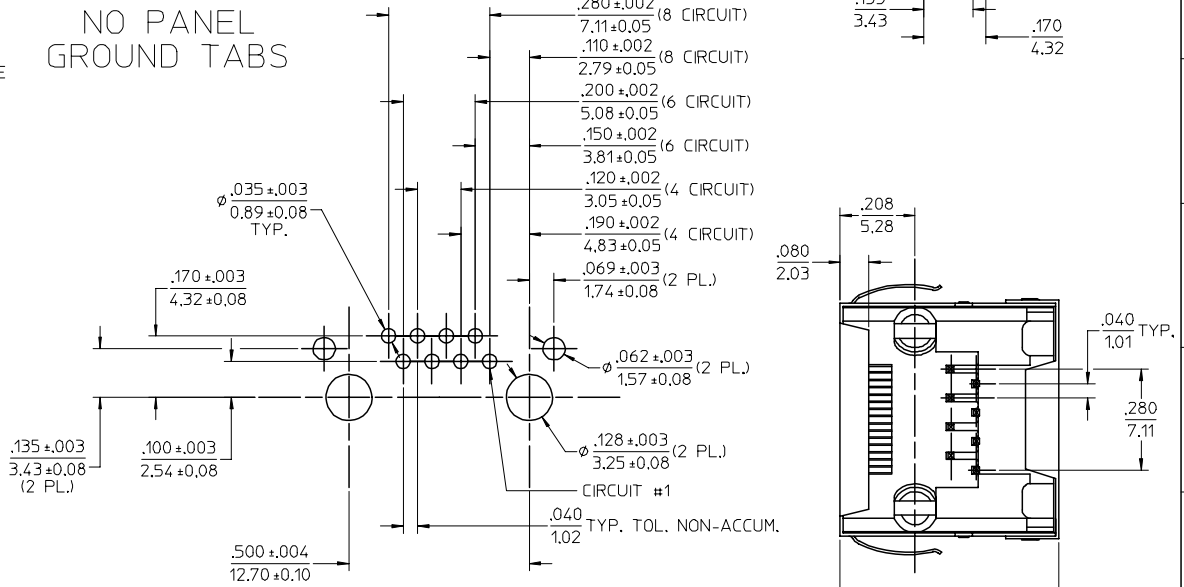


NOTES:
 1) MATERIAL:
 HOUSING: NYLON(IPA), GLASS FILLED, UL94V-0, COLOR: BLACK
 TERMINALS: PHOSPHOR BRONZE, .015/(0.38) THICK
 SHIELD: BRASS
 2) FINISH:
 TERMINALS:
 SELECT GOLD IN CONTACT AREA: 50 MICROINCHES MIN.,
 *SELECT TIN IN PC TAIL AREA: 100 MICROINCHES MIN.,
 WITH OVERALL NICKEL UNDERPLATE: 50 MICROINCHES MIN.
 SHIELD:
 *100 MICROINCHES NICKEL OVER 50 MICROINCHES COPPER UNDERPLATE
 PCB GROUND TABS DIPPED IN TIN
 *THE PRIMARY SHIPPING CARTON WILL BE LABELED "COMPLIANT TO RoHS
 DIRECTIVE 2002/95/EC AND ELV ANNEX II OF DIRECTIVE 2000/53/EC".
 CARTONS WITHOUT THIS LABEL MAY CONTAIN PRODUCT WITH TIN-LEAD
 IN THE PC TAILS AND/OR SHIELD.
 3) PRODUCT SPECIFICATION AND PROCESSING PARAMETERS: PS-43860-003.
 4) PACKAGING SPECIFICATION:
 CONNECTOR ASSEMBLIES PACKAGED IN THERMOFORMED TRAYS PER MOLEX
 PACKAGING SPECIFICATION PK-43860-005.
 5) ALL UNTOLERANCED DIMENSIONS ARE SHOWN FOR REFERENCE ONLY.
 6) CONFORMS TO FCC REGULATION PART 68.5 FOR MODULAR JACKS.
 7) AVAILABLE WITH THE (2) SPECIFIED PANEL GROUND TABS OMITTED FOR SIDE
 TO SIDE STACKABILITY, PER THE ASSEMBLY MATERIAL NUMBER TABLE.



NO PANEL GROUND TABS



ASSEMBLY MAT. NUMBER	CONNECTOR SIZE	DIM. "A"	DIM. "B"	CIRCUITS	PANEL GROUND TABS
43860-0004	8	.469	.110	8	ALL
43860-2004	8	.469	.080	8	ALL
43860-0005	6	.389	.110	6	ALL
43860-0006	6	.389	.110	4	ALL
43860-0013	8	.469	.110	8	SEE NOTE #7
43860-0014	6	.389	.110	6	SEE NOTE #7
43860-0015	6	.389	.110	4	SEE NOTE #7
43860-0024	6	.389	.110	2	ALL
43860-0025	8	.469	.110	8	NONE
43860-0026	6	.389	.110	6	NONE
43860-0027	6	.389	.110	4	NONE

PC BOARD LAYOUT
 COMPONENT SIDE OF BOARD
 RECOMMENDED PCB THICKNESS .062 ± .005
 1.57 ± 0.13

EC NO: UCP2004-1347 DRW: MKAMAR 2004/02/09 CHKD: MKAMAR 2004/02/09 APPR: BWIKUS 2004/02/10	QUALITY SYMBOLS ▽ = 0 ▽ = 0	GENERAL TOLERANCES (UNLESS SPECIFIED) 4 PLACES ± --- ± --- 3 PLACES ± --- ± .010 2 PLACES ± 0.25 ± --- 1 PLACE ± --- ± --- ANGULAR ±1/2°	SCALE 4:1 DIMENSION STYLE IN/MM	DESIGN UNITS INCH DRAWN BY TALEND DATE 1997/02/14 CHECKED BY ROBERTS DATE 1997/03/03	THIRD ANGLE PROJECTION REVISE ON CAD ONLY
		DRAFT WHERE APPLICABLE MUST REMAIN WITHIN DIMENSIONS	THIS DRAWING CONTAINS INFORMATION THAT IS PROPRIETARY TO MOLEX INCORPORATED AND SHOULD NOT BE USED WITHOUT WRITTEN PERMISSION		

INVERTED MODULAR JACK ASSEMBLY (SHIELDED)
MOLEX INCORPORATED
 APPROVED BY FRY DATE 1997/03/04
 MATERIAL NO. SEE CHART DOCUMENT NO. SD-43860-001 SHEET NO. 2 OF 5