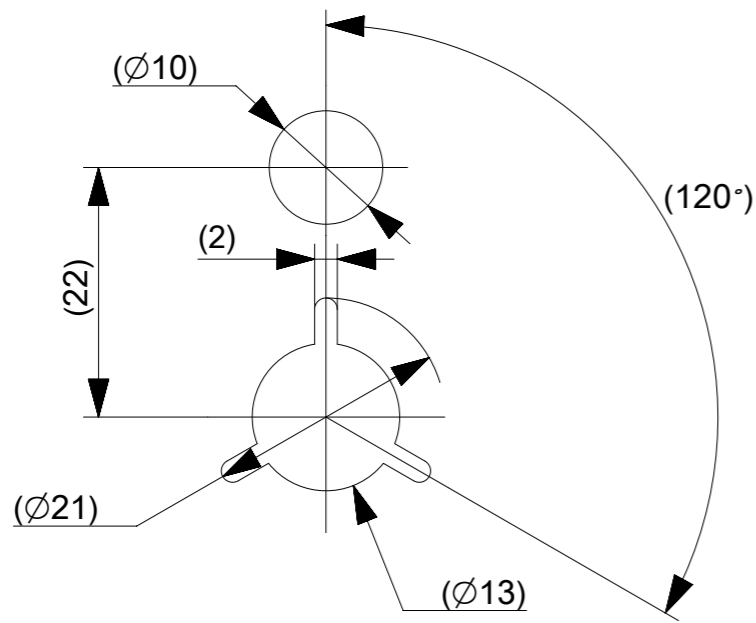
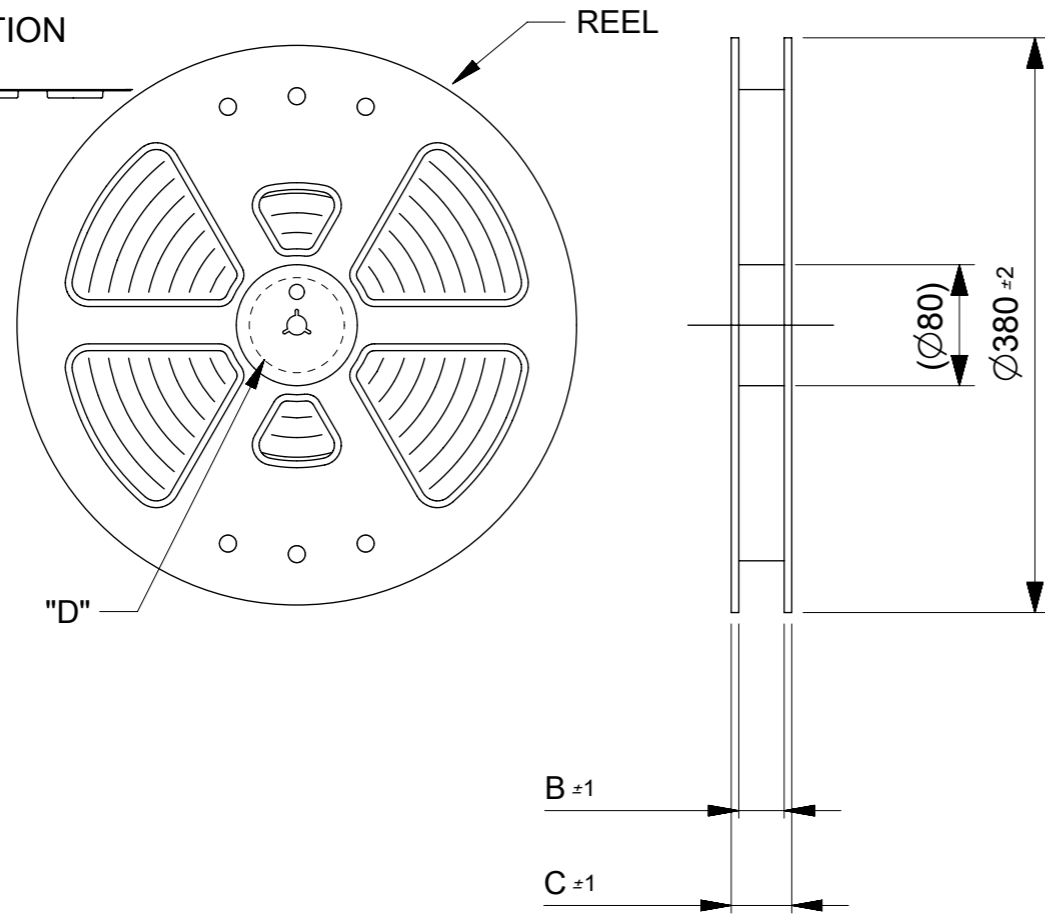


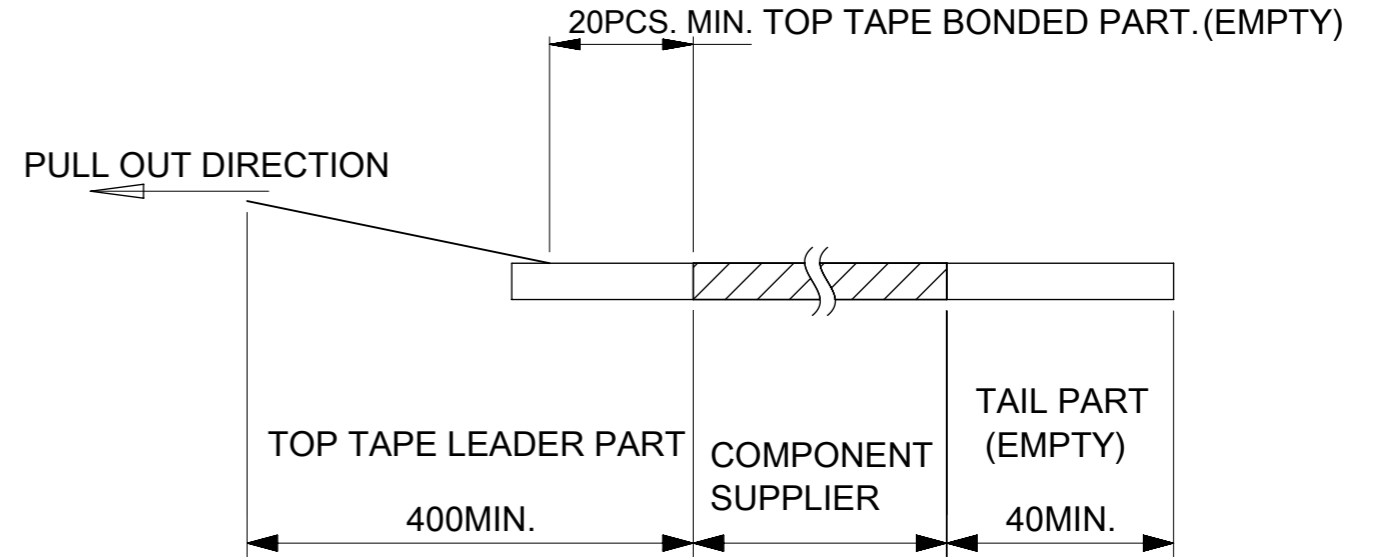
PULL OUT DIRECTION



DETAIL "D"

NOTES

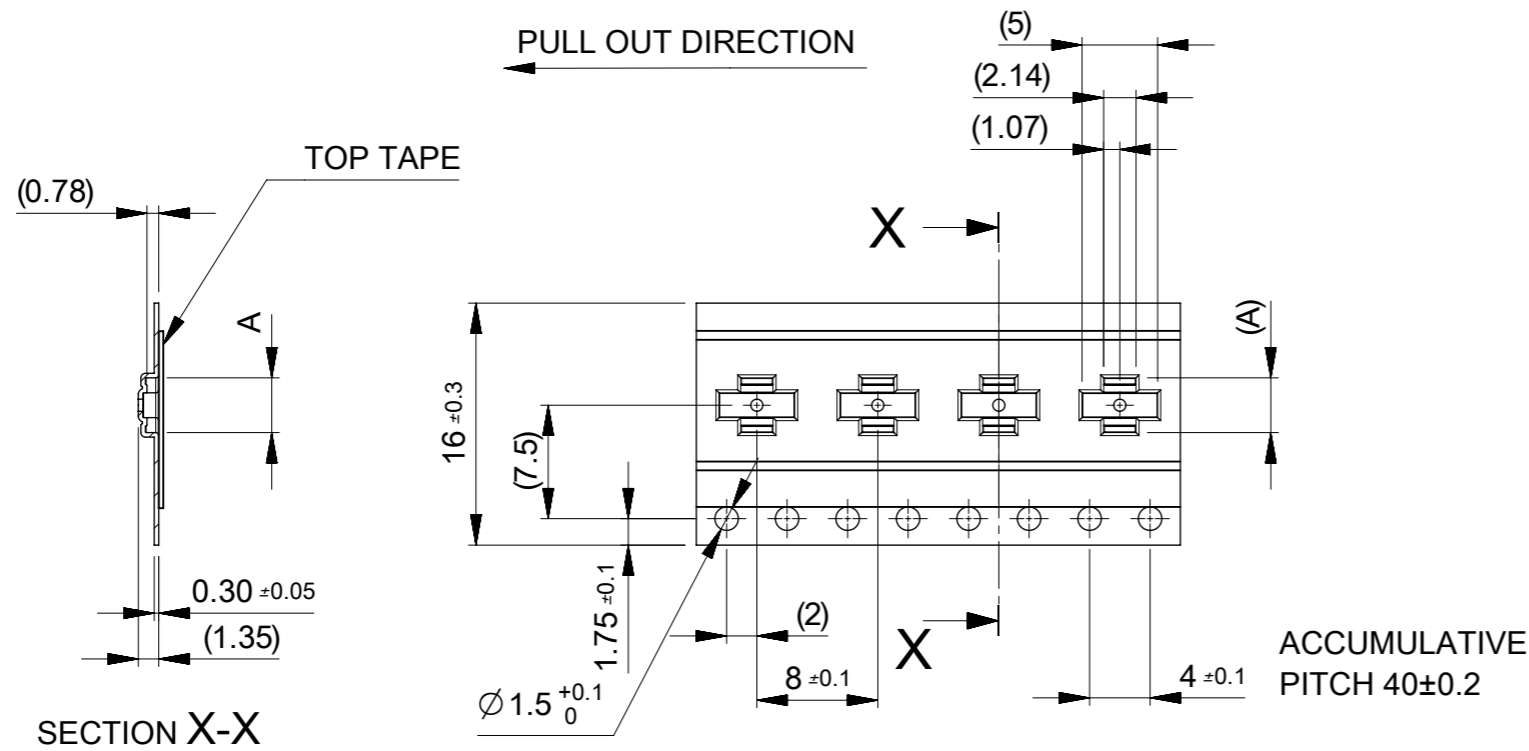
- RE DETAILED DIMENSION, SEE PRODUCT DRAWING.
- NUMBER OF CONNECTORS : 8000 PCS/REEL.
- LEAD TAPE LENGTH.



- TOP TAPE PEEL FORCE IS DEFINED BY IEC60286-3
- MATERIAL
CARRER TAPE :POLYSTYRENE
TOP TAPE :PET , OTHER
REEL :POLYSTYRENE(PS)(RECYCLE MATERIAL CONTAINED)

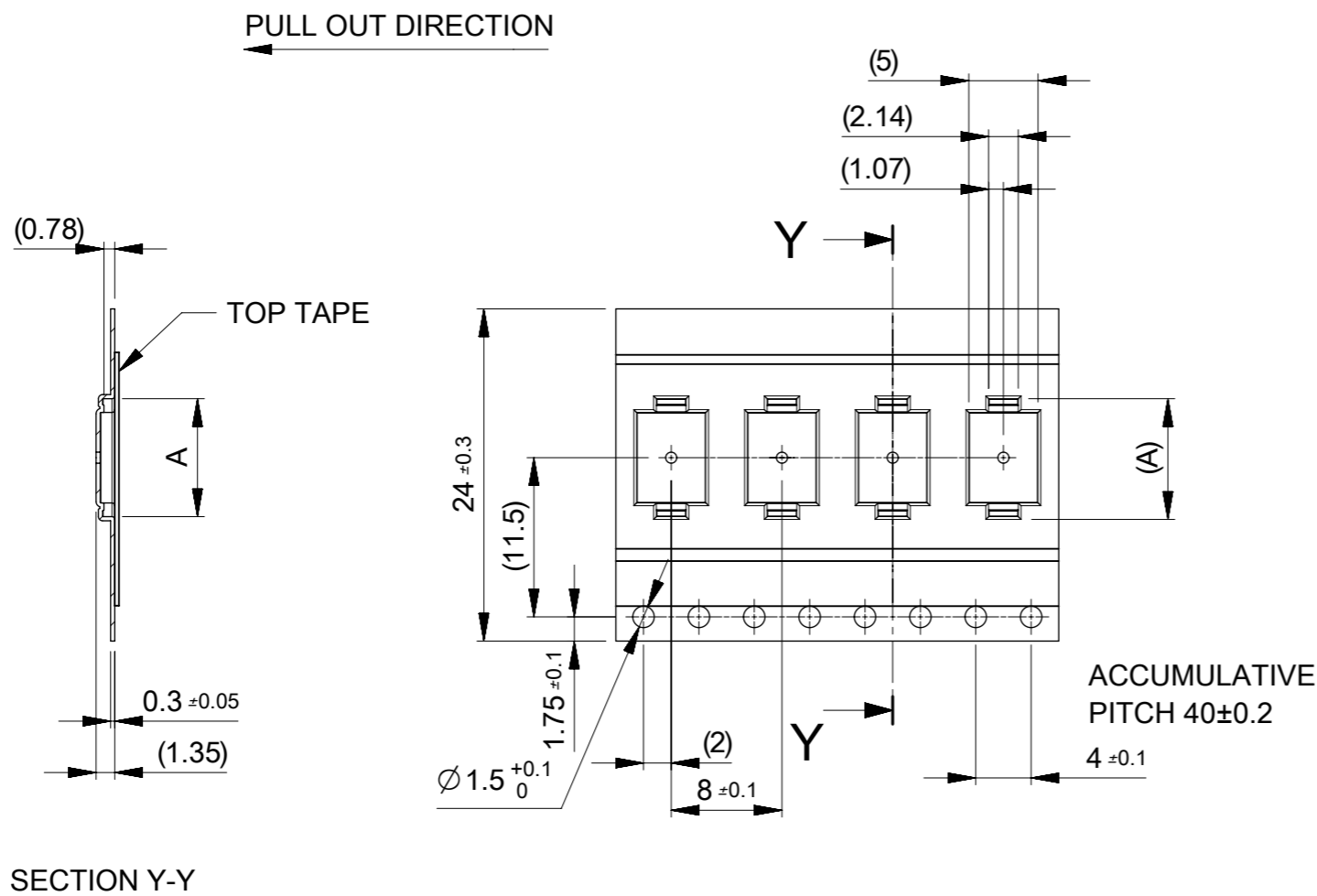
MODEL NO. 505066-**22

THIS DRAWING CONTAINS INFORMATION THAT IS PROPRIETARY TO MOLEX ELECTRONIC TECHNOLOGIES, LLC AND SHOULD NOT BE USED WITHOUT WRITTEN PERMISSION		CURRENT REV DESC: REVISED		molex	
DIMENSION UNITS	SCALE				
mm	1:5			PRODUCT CUSTOMER DRAWING	
GENERAL TOLERANCES (UNLESS SPECIFIED)		EC NO: 612826		DOCUMENT NUMBER	
ANGULAR TOL	± 1.0 °	DRWN: GSHARMA 2019/02/22		5050660000	
4 PLACES	± 0.01	CHK'D: MSASAO 2019/02/27		DOC TYPE	DOC PART
3 PLACES	± 0.03	APPR: MSASAO 2019/02/27		PSD	008
2 PLACES	± 0.05	INITIAL REVISION:		REVISION	C
1 PLACE	± 0.1	DRWN: TNISHIDA02 2017/03/28			
0 PLACES	± 0.2	APPR: TKUSUHARA01 2017/04/03			
DRAFT WHERE APPLICABLE MUST REMAIN WITHIN DIMENSIONS		THIRD ANGLE PROJECTION	DRAWING	SERIES	MATERIAL NUMBER
			A3-SIZE	505066	CUSTOMER
				GENERAL	SHEET NUMBER
				1 OF 3	



16	21.4	17.4	7.82	505066-3022	○	---	30
			6.77	505066-2422	○	---	24
			6.42	505066-2222	○	---	22
			6.07	505066-2022	○	---	20
			5.72	505066-1822	---	---	18
			5.37	505066-1622	○	---	16
			5.02	505066-1422	○	---	14
			4.67	505066-1222	○	---	12
			4.32	505066-1022	○	---	10
			3.97	505066-0822	○	---	8
3.62	505066-0622	○	---	6			
キャリアテープ幅 CARRIER TAPE WIDTH	C	B	(A)	MATERIAL No.	HIGH VOL. TOOL	LOW VOL. TOOL	CIRCUIT
					SAMPLE PREPARATION		

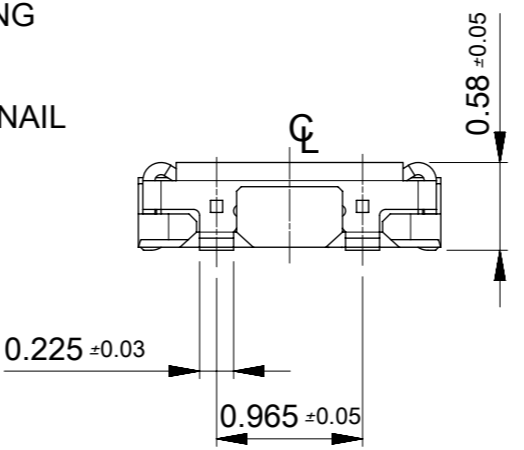
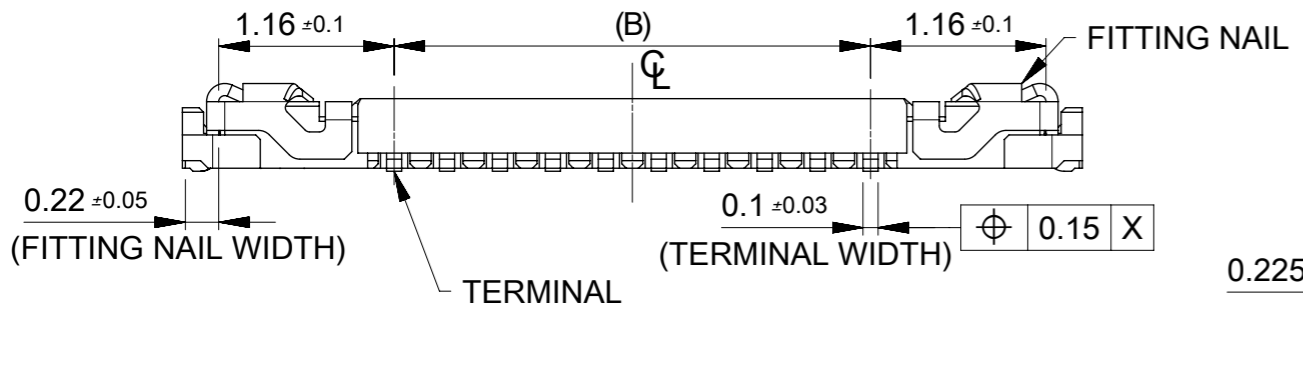
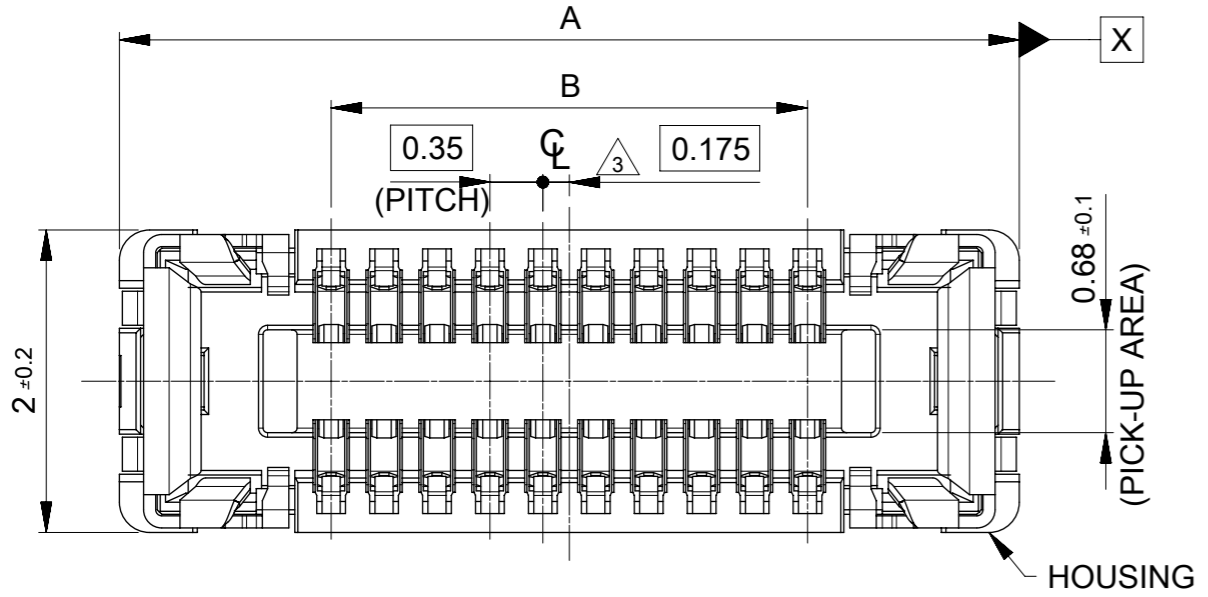
THIS DRAWING CONTAINS INFORMATION THAT IS PROPRIETARY TO MOLEX ELECTRONIC TECHNOLOGIES, LLC AND SHOULD NOT BE USED WITHOUT WRITTEN PERMISSION							
DIMENSION UNITS mm		SCALE 2:1		CURRENT REV DESC: REVISED			
GENERAL TOLERANCES (UNLESS SPECIFIED)				molex 0.35 BB CONN. H=0.6 SSB6 RP REC ASSY PRODUCT CUSTOMER DRAWING			
ANGULAR TOL ± 1.0°							
4 PLACES ± 0.01							
3 PLACES ± 0.03							
2 PLACES ± 0.05							
1 PLACE ± 0.1							
0 PLACES ± 0.2				INITIAL REVISION:		DOCUMENT NUMBER	
DRAFT WHERE APPLICABLE MUST REMAIN WITHIN DIMENSIONS		THIRD ANGLE PROJECTION		DRAWING		SERIES	
		A3-SIZE		505066		5050660000	
				MATERIAL NUMBER		CUSTOMER	
				GENERAL		SHEET NUMBER	
						2 OF 3	



24	29.4	25.4	13.77	505066-6422	---	---	64
			13.07	505066-6022	---	---	60
			12.02	505066-5422	○	---	54
			11.32	505066-5022	○	---	50
			10.99	505066-4822	○	---	48
			10.62	505066-4622	---	---	46
			9.92	505066-4222	○	---	42
			9.57	505066-4022	○	---	40
			8.52	505066-3422	○	---	34
8.17	505066-3222	---	---	32			
キャリアテープ幅 CARRIER TAPE WIDTH	C	B	(A)	MATERIAL No.	HIGH VOL TOOL	LOW VOL TOOL	CIRCUIT
					SAMPLE PREPARATION		

THIS DRAWING CONTAINS INFORMATION THAT IS PROPRIETARY TO MOLEX ELECTRONIC TECHNOLOGIES, LLC AND SHOULD NOT BE USED WITHOUT WRITTEN PERMISSION

DIMENSION UNITS mm	SCALE 2:1	CURRENT REV DESC: REVISED		molex		
GENERAL TOLERANCES (UNLESS SPECIFIED)		EC NO: 612826				
ANGULAR TOL ± 1.0°	4 PLACES ± 0.01	DRWN: GSHARMA 2019/02/22		PRODUCT CUSTOMER DRAWING		
3 PLACES ± 0.03	2 PLACES ± 0.05	CHK'D: MSASAO 2019/02/27		DOCUMENT NUMBER		
1 PLACE ± 0.1	0 PLACES ± 0.2	APPR: MSASAO 2019/02/27		5050660000		
DRAFT WHERE APPLICABLE MUST REMAIN WITHIN DIMENSIONS		INITIAL REVISION:		DOC TYPE	DOC PART	REVISION
THIRD ANGLE PROJECTION		DRWN: TNISHIDA02 2017/03/28		PSD	008	C
DRAWING		APPR: TKUSUHARA01 2017/04/03		SHEET NUMBER		
A3-SIZE		SERIES 505066		3 OF 3		
MATERIAL NUMBER		CUSTOMER		GENERAL		



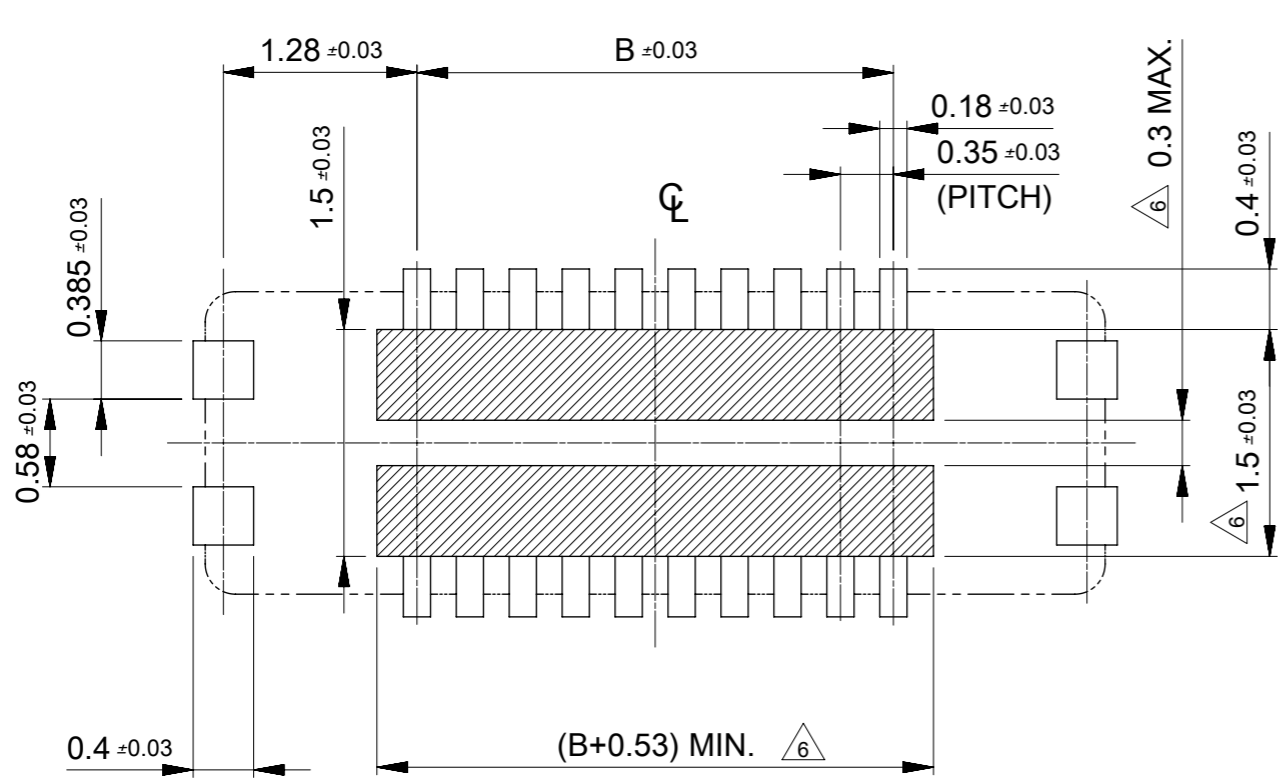
NOTES

- 1 MATERIAL
 WAFER: LIQUID CRYSTAL POLYMER UL94V-0 (COLOR : BLACK)
 TERMINAL: COPPER ALLOY
 FITTING NAIL : COPPER ALLOY
- 2 PLATING
 TERMINAL :
 CONTACT AREA: SEPARATED GOLD PLATING (0.1 MICROMETER MINIMUM).
 SOLDER TAIL AREA: SEPARATED GOLD PLATING.
 UNDERPLATE: NICKEL OVERALL.
 *DIVIDE INTO PARTS THE GOLD PLATING OF THE CONTACT AND THE TAIL PART BY THE NICKEL PLATING.
- FITTING NAIL :
 CONTACT AREA: SEPARATED GOLD PLATING (0.1 MICROMETER MINIMUM).
 SOLDER TAIL AREA: SEPARATED GOLD PLATING.
 UNDERPLATE: NICKEL OVERALL.
 *DIVIDE INTO PARTS THE GOLD PLATING OF THE CONTACT AND THE TAIL PART BY THE NICKEL PLATING.
 *EVEN THOUGH GOLD PLATING ON THE TOP SURFACE OF NAIL MIGHT BE THIN, NO FUNCTIONAL PROBLEM.
- 3 APPLY FOR (CIRCUIT/2)=EVEN.
- 4 MATE WITH : 505070-**22/ 505070-**42
- 5 TAIL AND FITTING NAIL COPLANARITY TO BE 0.08 MAXIMUM.
- 6 PROHIBITED AREA OF PATTERN WIRING AND SOLDER.
 (FOR EACH AREA, THE WIRING THAT TOUCHES ON THE SOLDER CAN BE ATTACHED, THEN COVERED WITH A FILM TO KEEP SOLDER OUT).

11.90	14.70	505066-7022	---	---	70
10.85	13.65	505066-6422	---	---	64
10.15	12.95	505066-6022	---	---	60
9.80	12.60	505066-5822	---	---	58
9.10	11.90	505066-5422	○	---	54
8.40	11.20	505066-5022	○	---	50
8.05	10.85	505066-4822	○	---	48
7.70	10.50	505066-4622	---	---	46
7.00	9.80	505066-4222	○	---	42
6.65	9.45	505066-4022	○	---	40
6.30	9.10	505066-3822	---	---	38
5.60	8.40	505066-3422	○	---	34
5.25	8.05	505066-3222	---	---	32
4.90	7.70	505066-3022	○	---	30
3.85	6.65	505066-2422	○	---	24
3.50	6.30	505066-2222	○	---	22
3.15	5.95	505066-2022	○	---	20
2.80	5.60	505066-1822	---	---	18
2.45	5.25	505066-1622	○	---	16
2.10	4.90	505066-1422	○	---	14
1.75	4.55	505066-1222	○	---	12
1.40	4.20	505066-1022	○	---	10
1.05	3.85	505066-0822	○	---	8
0.70	3.50	505066-0622	○	---	6
B	A	EMBOSSED TAPE PACKAGE	HIGH VOL. TOOL	LOW VOL. TOOL	CIRCUIT
		ORDER NO.	SAMPLE PREPARATION ○ : TOOLED △ : WORK IN PROCESS --- : TOOLING TO BE CONFIRMED		

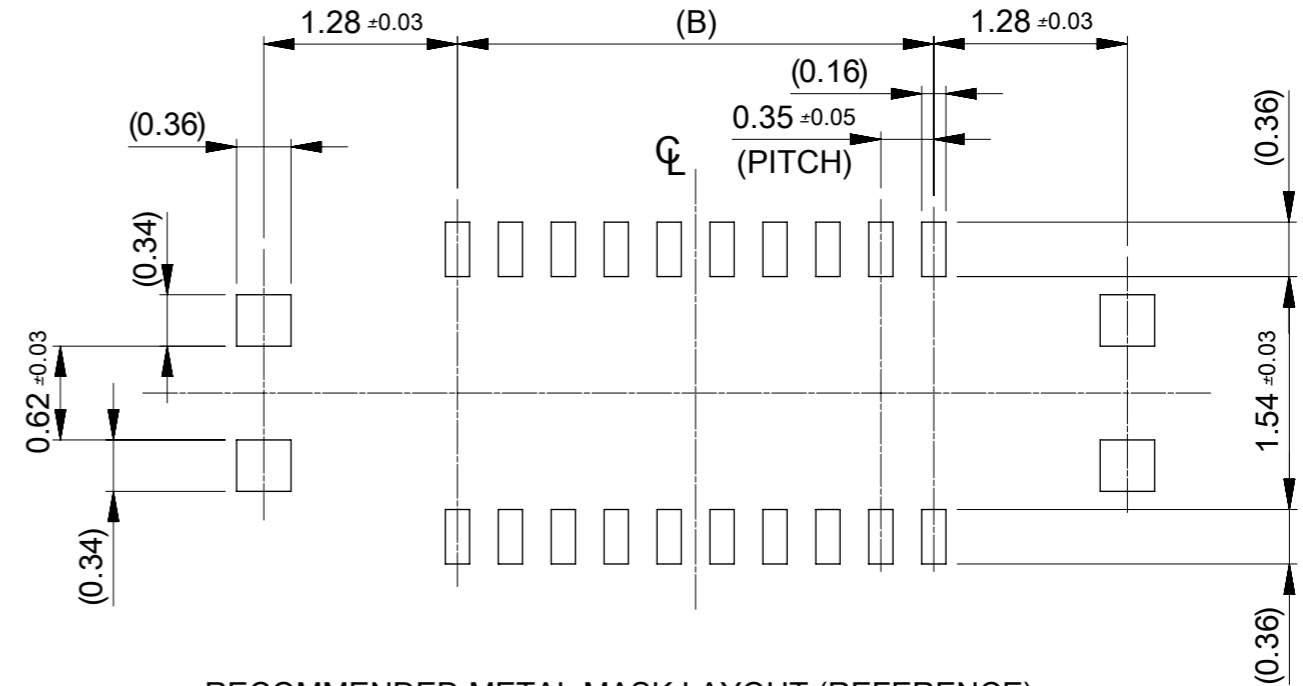
CONNECTOR SERIES No. : 505066-**09

THIS DRAWING CONTAINS INFORMATION THAT IS PROPRIETARY TO MOLEX ELECTRONIC TECHNOLOGIES, LLC AND SHOULD NOT BE USED WITHOUT WRITTEN PERMISSION		CURRENT REV DESC: REVISED		molex	
DIMENSION UNITS	SCALE	EC NO: 612826			
mm	20:1	DRWN: GSHARMA 2019/02/22		0.35 BB CONN. H=0.6 SSB6 RP	
GENERAL TOLERANCES (UNLESS SPECIFIED)		CHK'D: MSASAO 2019/02/27		PRODUCT CUSTOMER DRAWING	
ANGULAR TOL	± 1.0°	APPR: MSASAO 2019/02/27		DOCUMENT NUMBER	
4 PLACES	± 0.001	INITIAL REVISION:		5050661000	
3 PLACES	± 0.003	DRWN: TNISHIDA02 2017/03/28		DOC TYPE	
2 PLACES	± 0.03	APPR: TKUSUHARA01 2017/04/03		PSD	
1 PLACE	± 0.1	DRAWING		016	
0 PLACES	± 0.2	SERIES		C	
DRAFT WHERE APPLICABLE MUST REMAIN WITHIN DIMENSIONS		THIRD ANGLE PROJECTION	A3-SIZE	MATERIAL NUMBER	SHEET NUMBER
			505066	GENERAL	1 OF 2



RECOMMENDED P.W. BOARD PATTERN LAYOUT (REFERENCE)

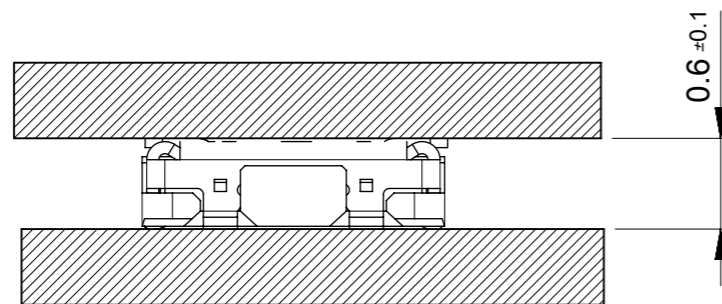
△ 6 PROHIBITED AREA OF PATTERN WIRING AND SOLDER
 (FOR EACH AREA, THE WIRING THAT TOUCHES ON THE SOLDER CAN BE ATTACHED, THEN COVERED WITH A FILM TO KEEP SOLDER OUT)



RECOMMENDED METAL MASK LAYOUT (REFERENCE)

RECOMMENDED THICKNESS OF METAL MASK : t=0.08mm

RECOMMENDED OPEN APERTURE RATIO OF METAL MASK : 80%



MATED CONDITION

THIS DRAWING CONTAINS INFORMATION THAT IS PROPRIETARY TO MOLEX ELECTRONIC TECHNOLOGIES, LLC AND SHOULD NOT BE USED WITHOUT WRITTEN PERMISSION									
DIMENSION UNITS		SCALE		CURRENT REV DESC: REVISED				molex	
mm		20:1							
GENERAL TOLERANCES (UNLESS SPECIFIED)									
ANGULAR TOL		± 1.0 °		EC NO: 612826				0.35 BB CONN. H=0.6 SSB6 RP	
4 PLACES		± 0.001		DRWN: GSHARMA 2019/02/22				PRODUCT CUSTOMER DRAWING	
3 PLACES		± 0.003		CHK'D: MSASAO 2019/02/27					
2 PLACES		± 0.03		APPR: MSASAO 2019/02/27					
1 PLACE		± 0.1		INITIAL REVISION:				DOCUMENT NUMBER	
0 PLACES		± 0.2		DRWN: TNISHIDA02 2017/03/28				5050661000	
DRAFT WHERE APPLICABLE MUST REMAIN WITHIN DIMENSIONS				THIRD ANGLE PROJECTION		DRAWING		SERIES	
				A3-SIZE		505066		CUSTOMER	
						GENERAL		SHEET NUMBER	
						2 OF 2			