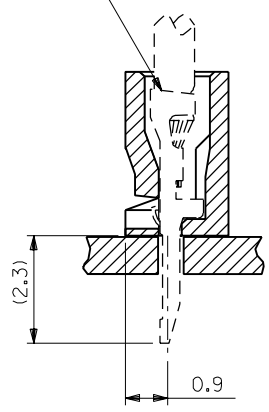


基板取付穴推奨寸法 (t=0.8)
RECOMMENDED P.C.BOARD HOLE DIM.(t=0.8)

適合ターミナル
APPLICABLE TERMINAL

注記
NOTE

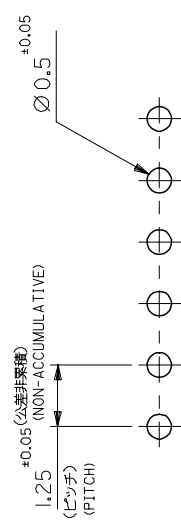
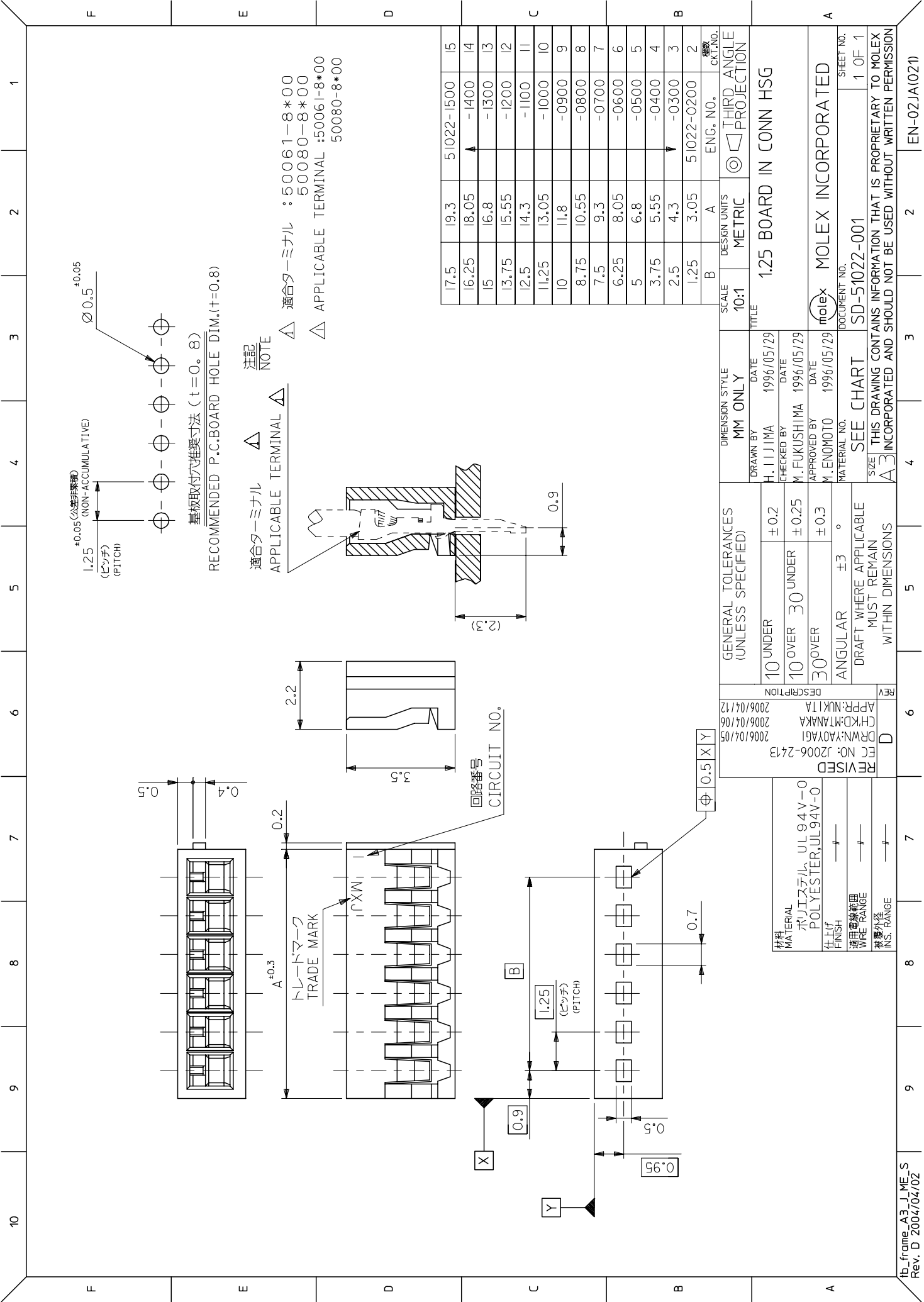
- △ 適合ターミナル : 50061-8*00
50080-8*00
- △ APPLICABLE TERMINAL : 50061-8*00
50080-8*00



17.5	19.3	51022-1500	15
16.25	18.05	-1400	14
15	16.8	-1300	13
13.75	15.55	-1200	12
12.5	14.3	-1100	11
11.25	13.05	-1000	10
10	11.8	-0900	9
8.75	10.55	-0800	8
7.5	9.3	-0700	7
6.25	8.05	-0600	6
5	6.8	-0500	5
3.75	5.55	-0400	4
2.5	4.3	-0300	3
1.25	3.05	51022-0200	2
B	A	ENG. NO.	種数 CKT.NO.

材料 POLYESTER, UL 94V-0		MATERIAL POLYESTER, UL 94V-0		MOLEX-JAPAN CO., LTD. 日本モレックス株式会社	
仕上げ FINISH		—		REVISE ONLY ON CAD SYSTEM	
適用電線範囲 WIRE RANGE		—		TITLE 名称	
被覆外径 INS. RANGE		—		1.25 BOARD IN CONN. HOUSING	
DRAWN BY '96/05/29 H.IIJIMA		CHK'D BY '96/05/29 M.FUKUSHIMA		DWG. NO. SD-5 1022-**-**00	
APP'D BY '96/05/29 M.ENOMOTO		DATE		REV C	
SCALE 10: 1					

角度 ANGLE	±3°
30 以上 OVER	+0.3
10 以上 30 未満 OVER UNDER	+0.25
10 未満 UNDER	+0.2



基板取付穴推奨寸法 (t=0.8)
 RECOMMENDED P.C. BOARD HOLE DIM. (t=0.8)

適合ターミナル Δ 法記
 APPLICABLE TERMINAL Δ NOTE

Δ 適合ターミナル : 50061-8*00
 50080-8*00
 Δ APPLICABLE TERMINAL : 50061-8*00
 50080-8*00

SIZE	DESIGN UNITS	THIRD ANGLE PROJECTION
17.5	19.3	51022-1500
16.25	18.05	-1400
15	16.8	-1300
13.75	15.55	-1200
12.5	14.3	-1100
11.25	13.05	-1000
10	11.8	-900
8.75	10.55	-800
7.5	9.3	-700
6.25	8.05	-600
5	6.8	-500
3.75	5.55	-400
2.5	4.3	-300
1.25	3.05	51022-0200
B	A	ENG. NO. 50061-8*00

SCALE	DESIGN UNITS	THIRD ANGLE PROJECTION
10:1	METRIC	
TITLE: 1.25 BOARD IN CONN HSG		
GENERAL TOLERANCES (UNLESS SPECIFIED)		
10 UNDER	± 0.2	
10 OVER	30 UNDER	± 0.25
30 OVER		± 0.3
ANGULAR	± 3	
DRAFT WHERE APPLICABLE MUST REMAIN WITHIN DIMENSIONS		
DIMENSION STYLE: MM ONLY		
DRAWN BY: H. IJIMA DATE: 1996/05/29		
CHECKED BY: M. FUKUSHIMA DATE: 1996/05/29		
APPROVED BY: M. ENOMOTO DATE: 1996/05/29		
MATERIAL NO. SEE CHART		
DOCUMENT NO. SD-51022-001		
SHEET NO. 1 OF 1		
MOLEX INCORPORATED		
THIS DRAWING CONTAINS INFORMATION THAT IS PROPRIETARY TO MOLEX INCORPORATED AND SHOULD NOT BE USED WITHOUT WRITTEN PERMISSION		
REVISED		
FC NO: J2006-2413		
DRWN: YADYAGI 2006/04/05		
CHKD: M/ANAKA 2006/04/06		
APPR: NUKITA 2006/04/12		
DESCRIPTION		
材料 MATERIAL: ポリエステル, UL94V-0 POLYESTER, UL94V-0		
仕上 FINISH: #		
適用電線範囲 WIRE RANGE: #		
検査外注 INS. RANGE: #		
REV D		