

詳細 D
DETAIL D

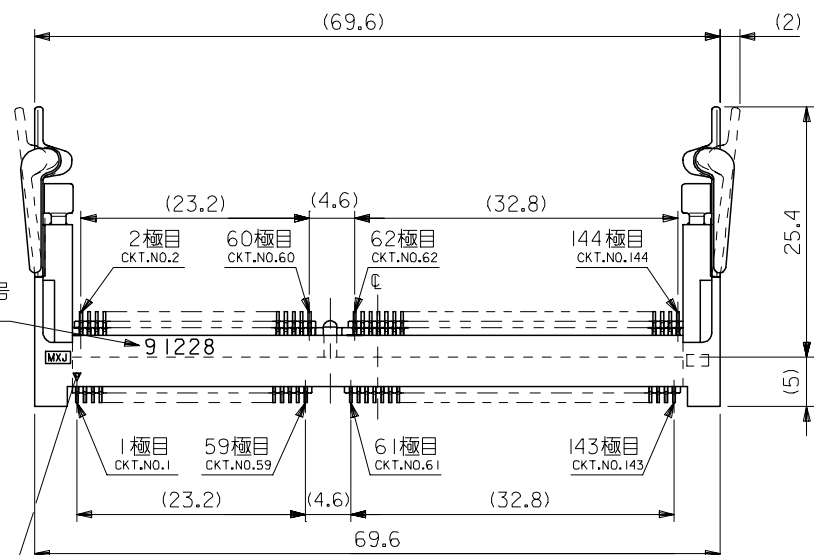
SCALE 5:1

注記 NOTES
 1. 材料 MATERIAL
 ハウジング : ガラス入り耐熱樹脂、白色、UL94V-0
 HOUSING : G.F. HEAT RESISTANT PLASTIC, WHITE, UL94V-0
 ターミナル : 燐青銅
 TERMINAL : PHOSPHOR BRONZE
 ネイル : 黄銅
 NAIL : BRASS

2. めっき仕様 PLATING
 ロングターミナル LONG TERMINAL
 接点部 : 金めっき 0.25μmMIN.
 CONTACT AREA : GOLD 0.25 MICROMETER MIN.
 半田付け部 : 錫めっき 1.0μmMIN.
 SOLDER TAIL AREA : TIN 1.0 MICROMETER MIN.
 下地めっき : ニッケルめっき 2.0μmMIN.
 UNDER-PLATING : NICKEL 2.0 MICROMETER MIN.
 ショートターミナル SHORT TERMINAL
 接点部 : 金めっき 0.25μmMIN.
 CONTACT AREA : GOLD 0.25 MICROMETER MIN.
 半田付け部 : 錫めっき 1.0μmMIN.
 SOLDER TAIL AREA : TIN 1.0 MICROMETER MIN.
 下地めっき : ニッケルめっき 2.0μmMIN.
 UNDER-PLATING : NICKEL 2.0 MICROMETER MIN.
 ネイル NAIL
 錫めっき : 1.0μmMIN.
 TIN : 1.0 MICROMETER MIN.
 下地めっき : ニッケルめっき 1.0μmMIN.
 UNDER-PLATING : NICKEL 1.0 MICROMETER MIN.

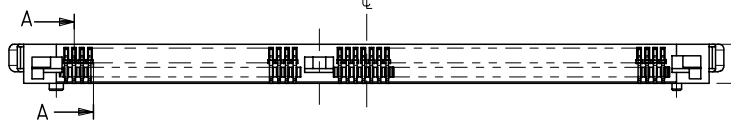
3. テール平坦度は、0.1 MAX. とする。
 TAIL COPLANARITY TO BE 0.1 MAX.
 ネイル平坦度は、0.1 MAX. とする。
 NAIL COPLANARITY TO BE 0.1 MAX.

4. 本製品は 54697-144* の鉛フリー品である。
 THIS PRODUCT IS LEAD FREE OF 54697-144*.



ロット番号
LOT No.

1極目回路番号表示
CKT.NO.1 IDENTIFICATION



1.75	2.85	1.35	3.25	4.05	***V	ハードトレイ (高さ9) HARD TRAY(HIGHT 9)	54697-7008		
						ハードトレイ (高さ11) HARD TRAY(HIGHT 11)	54697-7005		
						標準トレイ NORMAL TRAY	54697-7002		
3.25	1.35	2.85	1.75	5.55	5.0V	ハードトレイ (高さ9) HARD TRAY(HIGHT 9)	54697-7007	54697-700*	144
						ハードトレイ (高さ11) HARD TRAY(HIGHT 11)	54697-7004		
						標準トレイ NORMAL TRAY	54697-7001		
						ハードトレイ (高さ9) HARD TRAY(HIGHT 9)	54697-7006		
2.5	2.1	2.1	2.5	4.8	3.3V	ハードトレイ (高さ11) HARD TRAY(HIGHT 11)	54697-7003		
						標準トレイ NORMAL TRAY	54697-7000		
E	D	C	B	A	POWER SUPPLY	梱包トレイ PACKAGING TRAY	MATERIAL NO.	MODEL NO.	CKT.

MATERIAL 材料
注記参照
SEE NOTES

FINISH 仕上げ
注記参照
SEE NOTES

REVISED
 EC NO: J2007-0519
 DRW:KSAIT001 2006/08/25
 CHK:D:THARUYAMA 2006/08/25
 APPR:NUKITA 2006/09/04

GENERAL TOLERANCES (UNLESS SPECIFIED)
 10 UNDER ±0.2
 10 OVER 30 UNDER ±0.25
 30 OVER ±0.3
 ANGULAR ±3 °
 DRAFT WHERE APPLICABLE
 MUST REMAIN WITHIN DIMENSIONS

DIMENSION STYLE
 MM ONLY
 DRAWN BY Y.WADA DATE 2004/05/14
 CHECKED BY M.SASAO DATE 2004/05/14
 APPROVED BY M.SASAO DATE 2004/05/14
 MATERIAL NO. SEE CHART
 SIZE A3

SCALE 2:1
 DESIGN UNITS METRIC
 THIRD ANGLE PROJECTION
 TITLE 0.8MM PITCH S.O.DIMM SOCKET 144CKT H=4 -LEAD FREE-
 MOLEX MOLEX INCORPORATED
 DOCUMENT NO. SD-54697-004 SHEET NO. 1 OF 3
 THIS DRAWING CONTAINS INFORMATION THAT IS PROPRIETARY TO MOLEX INCORPORATED AND SHOULD NOT BE USED WITHOUT WRITTEN PERMISSION

10 9 8 7 6 5 4 3 2 1

F F

E E

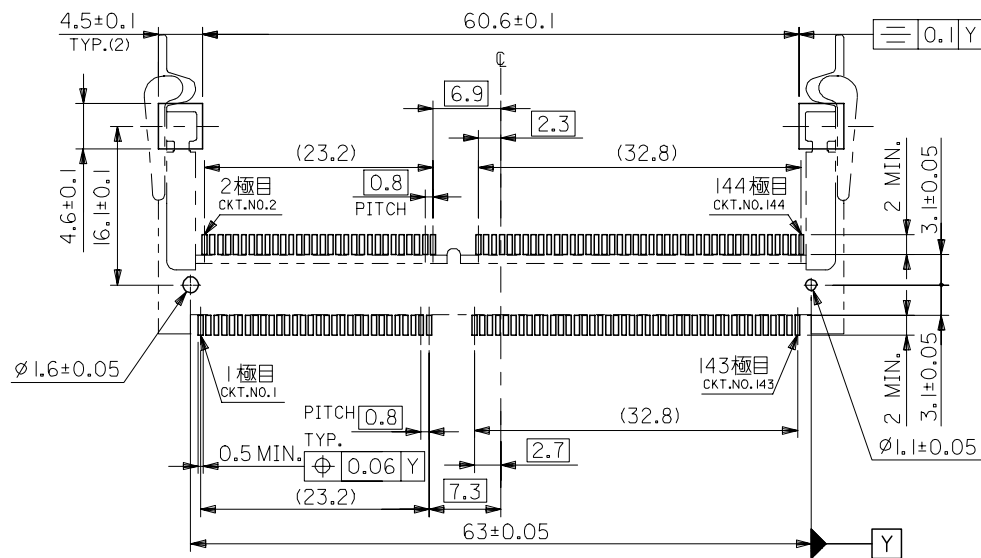
D D

C C

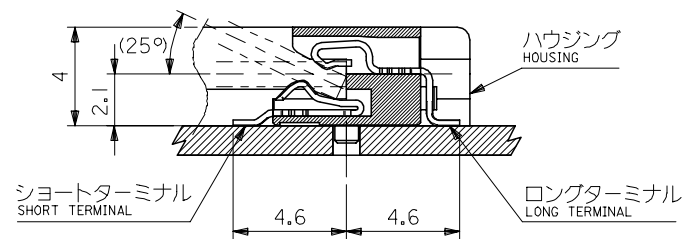
B B

A A

10 9 8 7 6 5 4 3 2 1



推奨基板寸法
RECOMMENDED PCB PATTERN LAYOUT
(THK:1.2±0.1)



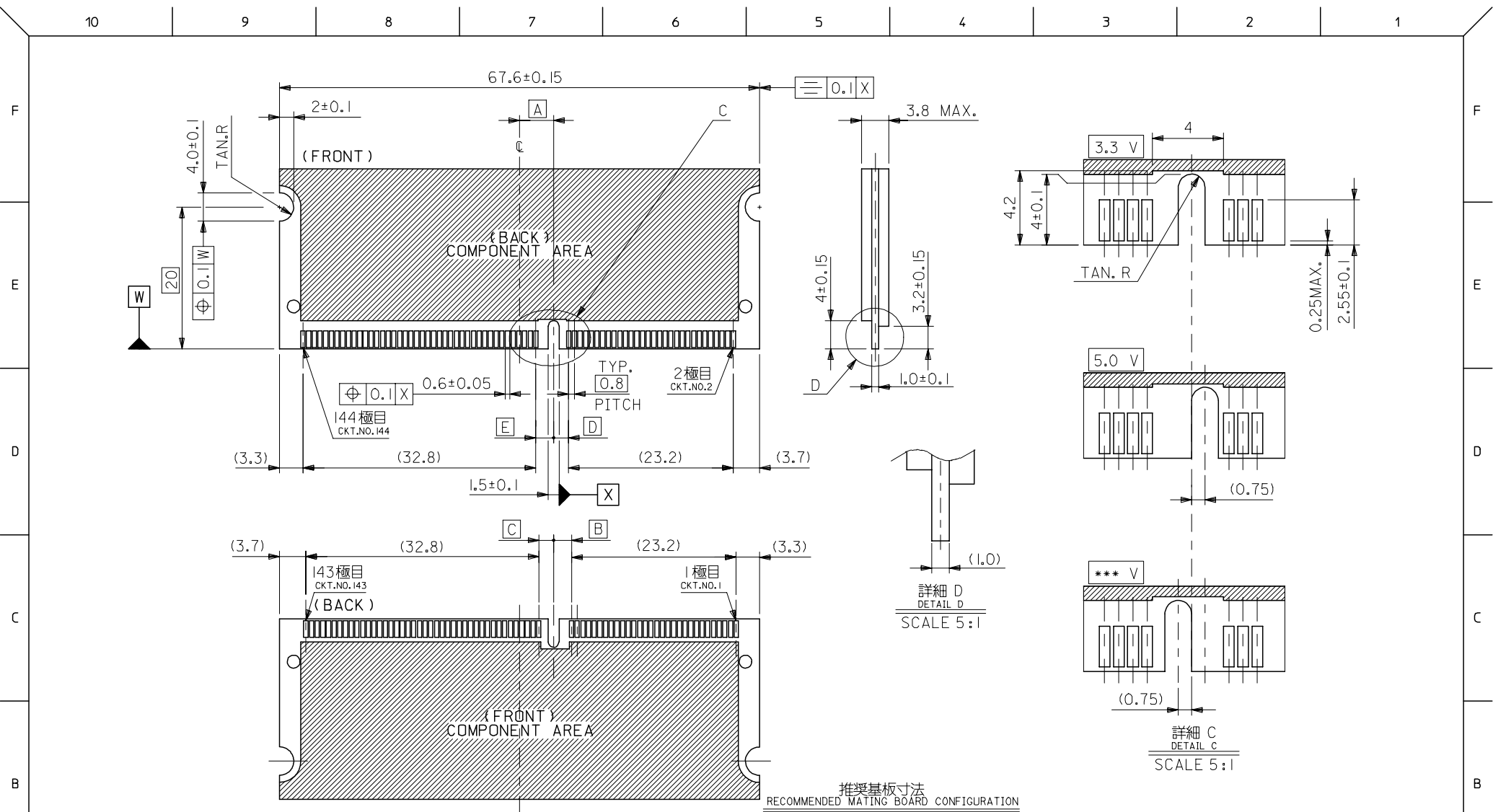
断面 A-A
SECTION A-A
SCALE 5:1

MODEL NO. 54697-700*

MATERIAL 材料
注記参照
SEE NOTES

FINISH 仕上げ
注記参照
SEE NOTES

REVISED EC NO: J2007-0519 DRWNG: SALT001 CHKD: THARUYAMA APPR: NUKITA	DESCRIPTION GENERAL TOLERANCES (UNLESS SPECIFIED)	10 UNDER	±0.2	DIMENSION STYLE MM ONLY	SCALE 2:1	DESIGN UNITS METRIC	THIRD ANGLE PROJECTION
		10 OVER 30 UNDER	±0.25				
		30 OVER	±0.3				
		ANGULAR	±3 °				
A	DRAFT WHERE APPLICABLE MUST REMAIN WITHIN DIMENSIONS	DRAWN BY Y. WADA		DATE 2004/05/14	TITLE 0.8MM PITCH S.O.DIMM SOCKET 144CKT H=4 -LEAD FREE-		
		CHECKED BY M. SASAO		DATE 2004/05/14	MOLEX INCORPORATED		
		APPROVED BY M. SASAO		DATE 2004/05/14	DOCUMENT NO. SD-54697-004		
		MATERIAL NO. SEE SHEET 1 OF 3		SHEET NO. 2 OF 3			
SIZE A3 THIS DRAWING CONTAINS INFORMATION THAT IS PROPRIETARY TO MOLEX INCORPORATED AND SHOULD NOT BE USED WITHOUT WRITTEN PERMISSION							



推奨基板寸法
RECOMMENDED MATING BOARD CONFIGURATION
(THK: 1.0 ± 0.1)

MATERIAL 材料	注記参照 SEE NOTES
FINISH 仕上げ	注記参照 SEE NOTES

REVISED EC NO: J2007-0519 DRW: KSAIT001 CHK: D: THARUYAMA APP: NUKITA	GENERAL TOLERANCES (UNLESS SPECIFIED)	DIMENSION STYLE MM ONLY	SCALE 2:1	DESIGN UNITS METRIC	MODEL NO. 54697-700*
	10 UNDER ± 0.2	DRAWN BY Y. WADA	DATE 2004/05/14	TITLE 0.8MM PITCH S.O.DIMM SOCKET 144CKT H=4 -LEAD FREE-	THIRD ANGLE PROJECTION
	10 OVER 30 UNDER ± 0.25	CHECKED BY M. SASAO	DATE 2004/05/14	MATERIAL NO. SEE SHEET 1 OF 3	DOCUMENT NO. SD-54697-004
	30 OVER ± 0.3	APPROVED BY M. SASAO	DATE 2004/05/14	SIZE A3	SHEET NO. 3 OF 3
A	ANGULAR ± 3 °	DRAFT WHERE APPLICABLE MUST REMAIN WITHIN DIMENSIONS			

Mouser Electronics

Authorized Distributor

Click to View Pricing, Inventory, Delivery & Lifecycle Information:

[Molex:](#)

[54697-7001](#)