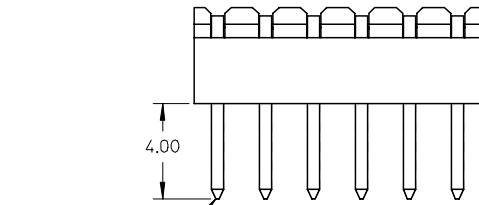
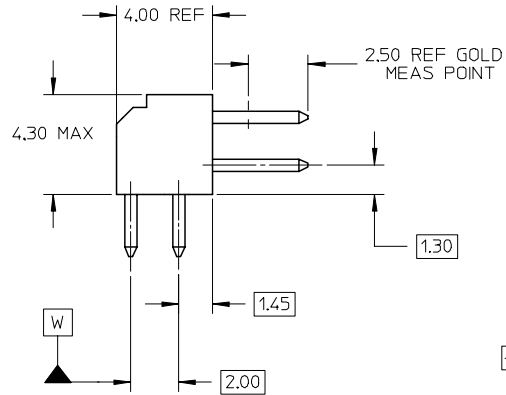
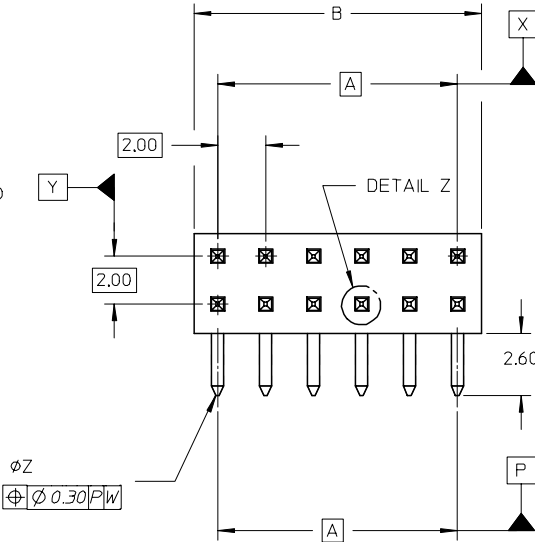


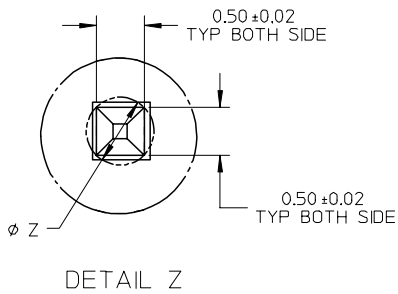
RECOMMENDED PCB LAYOUT



$\phi Z$   
 $\oplus \phi 0.30 X Y$



$\phi Z$   
 $\oplus \phi 0.30 P W$



DETAIL Z

NOTES:

- MATERIAL:  
 HSG: PCT, 30% GLASS FILLED, UL 94V-0, COLOUR BLACK.  
 PIN: 0.50MM SQ PHOSPHOR BRONZE 510
- PLATING:  
 \*\*16 - 0.38um MIN GOLD IN CONTACT AREA, 1.90um MIN TIN IN SOLDER TAIL AREA, BOTH OVER 1.27um MIN NICKEL OVERALL  
 \*\*17 - 0.76um MIN GOLD IN CONTACT AREA, 1.90um MIN TIN IN SOLDER TAIL AREA, BOTH OVER 1.27um MIN NICKEL OVERALL
- 12 CKT USED FOR ILLUSTRATION ONLY
- PART TO BE PACKED IN POCKET TRAY.
- PRODUCT SPEC PS-87761-100 APPLIES.
- RECOMMENDED PCB BOARD THK 1.60±0.10 MM.

LEGEND:

87760 - \* \* \* \*  
 CKT SIZE (SEE SHT 2)      PLATING (SEE NOTE 2)

EC NO: S2004-0868 DRWN: KSEE 2004/07/21 CHKD: PTLIM 2004/07/22 APPR: SKTOH 2004/07/24	QUALITY SYMBOLS ▽ = 0 ▽ = 0	GENERAL TOLERANCES (UNLESS SPECIFIED)		SCALE NTS	DESIGN UNITS METRIC	THIRD ANGLE PROJECTION	REVISE ON CAD ONLY
		mm	INCH	DIMENSION STYLE MM ONLY		TITLE	
A1	DESCRIPTION	4 PLACES	± ---	± ---	DRAWN BY KSEE	DATE 2003/10/15	SALES DRAWING MGRID 2MM DUAL ROW HEADER, R/A
		3 PLACES	± ---	± ---	CHECKED BY KCLING	DATE 2003/12/02	
		2 PLACES	± 0.2	± ---	APPROVED BY SKTOH	DATE 2003/12/11	MATERIAL NO. SEE TABLE
		1 PLACE	± ---	± ---			DOCUMENT NO. SD-87760-109
		ANGULAR ± 3 °		DRAFT WHERE APPLICABLE		SHEET NO. 1 OF 2	
		MUST REMAIN WITHIN DIMENSIONS		THIS DRAWING CONTAINS INFORMATION THAT IS PROPRIETARY TO MOLEX INCORPORATED AND SHOULD NOT BE USED WITHOUT WRITTEN PERMISSION			

PART NUMBER	CKT SIZE	A	B
87760-04**	04	2.00	4.00
87760-06**	06	4.00	6.00
87760-08**	08	6.00	8.00
87760-10**	10	8.00	10.00
87760-12**	12	10.00	12.00
87760-14**	14	12.00	14.00
87760-16**	16	14.00	16.00
87760-18**	18	16.00	18.00
87760-20**	20	18.00	20.00
87760-22**	22	20.00	22.00
87760-24**	24	22.00	24.00
87760-26**	26	24.00	26.00
87760-28**	28	26.00	28.00
87760-30**	30	28.00	30.00
87760-32**	32	30.00	32.00
87760-34**	34	32.00	34.00
87760-36**	36	34.00	36.00
87760-38**	38	36.00	38.00
87760-40**	40	38.00	40.00
87760-42**	42	40.00	42.00
87760-44**	44	42.00	44.00
87760-46**	46	44.00	46.00
87760-48**	48	46.00	48.00
87760-50**	50	48.00	50.00

EC NO: S2004-0868 DRWN:KSEE 2004/07/21 CHKD:PTLIM 2004/07/22 APPR:SKTOH 2004/07/24	DESCRIPTION REV	QUALITY SYMBOLS	GENERAL TOLERANCES (UNLESS SPECIFIED)		SCALE NTS	DESIGN UNITS METRIC	THIRD ANGLE PROJECTION	REVISE ON CAD ONLY		
		▽ = 0 ◻ = 0		mm	INCH	DIMENSION STYLE MM ONLY		TITLE SALES DRAWING MGRID 2MM DUAL ROW HEADER, R/A		
			4 PLACES	± ---	± ---	DRAWN BY KSEE	DATE 2003/10/15			
			3 PLACES	± ---	± ---	CHECKED BY KCLING	DATE 2003/12/02			
		2 PLACES	± 0.2	± ---	APPROVED BY SKTOH		DATE 2003/12/11	MATERIAL NO. SEE TABLE	DOCUMENT NO. SD-87760-109	SHEET NO. 2 OF 2
		1 PLACE	± ---	± ---	DRAFT WHERE APPLICABLE		MOLEX INCORPORATED THIS DRAWING CONTAINS INFORMATION THAT IS PROPRIETARY TO MOLEX INCORPORATED AND SHOULD NOT BE USED WITHOUT WRITTEN PERMISSION			
		ANGULAR ± 3 °		MUST REMAIN WITHIN DIMENSIONS						