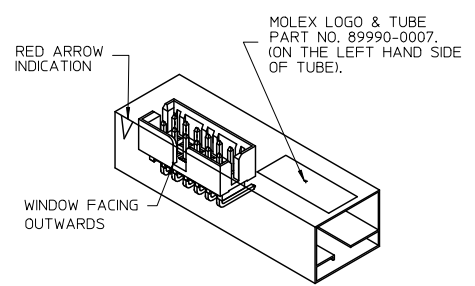
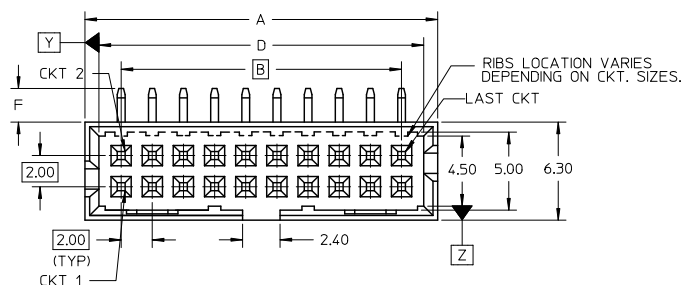
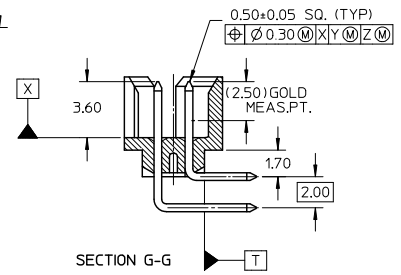
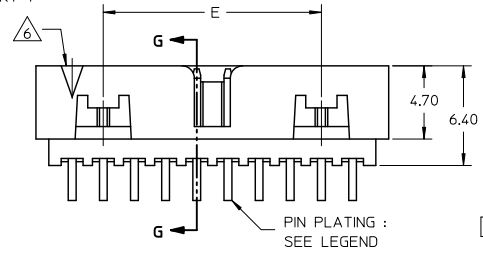


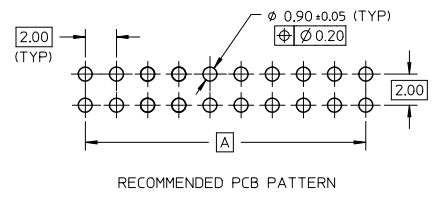
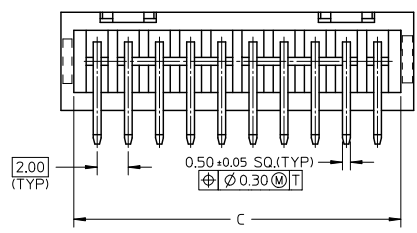
10 9 8 7 6 5 4 3 2 1



REF: ORIENTATION OF PART IN TUBE
(FOR THE REFERENCE OF PART/TUBE ASSEMBLY)



- NOTES:**
- FOR ILLUSTRATION PURPOSES, 20 CIRCUIT SIZE WAFER IS SHOWN.
 - MATERIAL :
HOUSING : NYLON 46, UL94V-0, COLOR BLACK.
PIN : 0.50MM SQ.PHOSPHOR BRONZE.
 - PRODUCT SPECIFICATION PS-87831-027 APPLIES.
 - NO CENTRE POLARIZATION SLOT FOR CKT SIZE 4 AND 6.
 - NO SIDE LOCKING SLOT FROM 4 TO 12 CKT SIZE.
 - CKT 4 & 6 HAS NO IDENTIFICATION TAG.
 - THIS HEADER MATES WITH MOLEX:
 - CRIMP RECEPTACLE HOUSING, 51110 SERIES WITH CRIMP TERMINAL, 50394 SERIES.
 - 2MM MILLIGRID DUAL ROW IDT, 87568 SERIES.
 - PARTS TO BE PACKED IN TUBE WITH MOISTURE BARRIER BAG.
 - PLATING SPECIFICATION REFERRED TO SHEET 2.



ADD P/N: 87833-6721 EC NO: S2011-0354 DRWNSKANG 2010/10/18 CHYKATSEE 2010/11/18 APPROVALONG 2010/11/19 BS	QUALITY SYMBOLS ▽=0 ▽=0 ▽=0	GENERAL TOLERANCES (UNLESS SPECIFIED)		DIMENSION STYLE MM ONLY		SCALE NTS	DESIGN UNITS METRIC	THIRD ANGLE PROJECTION				
		4 PLACES ± --- ± ---	3 PLACES ± --- ± ---	2 PLACES ± 0.2 ± ---	1 PLACE ± --- ± ---	ANGULAR ± 3°	DRAFT WHERE APPLICABLE MUST REMAIN WITHIN DIMENSIONS	DRAWN BY ATSEE	DATE 2003/10/23	CHECKED BY KCL ING	DATE 2003/11/07	TITLE MGRID, SHROUDED HEADER W/SLOT AND STANDOFF, R/A
		MATERIAL NO. SEE TABLE		DOCUMENT NO. SD-87833-010		SHEET NO. 1 OF 3		MOLEX INCORPORATED				
		THIS DRAWING CONTAINS INFORMATION THAT IS PROPRIETARY TO MOLEX INCORPORATED AND SHOULD NOT BE USED WITHOUT WRITTEN PERMISSION										

9 8 7 6 5 4 3 2 1

10 9 8 7 6 5 4 3 2 1

PLS REFER TO PART 87833-***3* FOR CENTER LOCKING SLOT OPTION.

PART NO.	CKT SIZE	VOID PIN LOCATION	DIMENSION						PLATING OPTION
			A	B	C	D	E	F	
87833-04**	4	-	6.65	2.00	5.00	4.85	---	19,20 OR 21	
87833-06**	6	-	8.65	4.00	7.00	6.85	---		
87833-08**	8	-	10.65	6.00	9.00	8.85	---		
87833-10**	10	-	12.65	8.00	11.00	10.85	---		
87833-12**	12	-	14.65	10.00	13.00	12.85	---		
87833-14**	14	-	16.65	12.00	15.00	14.85	8.00		
87833-16**	16	-	18.65	14.00	17.00	16.85	10.00		
87833-18**	18	-	20.65	16.00	19.00	18.85	12.00		
87833-20**	20	-	22.65	18.00	21.00	20.85	14.00		
87833-22**	22	-	24.65	20.00	23.00	22.85	16.00		
87833-24**	24	-	26.65	22.00	25.00	24.85	18.00		
87833-26**	26	-	28.65	24.00	27.00	26.85	20.00		
87833-28**	28	-	30.65	26.00	29.00	28.85	22.00		
87833-30**	30	-	32.65	28.00	31.00	30.85	24.00		
87833-32**	32	-	34.65	30.00	33.00	32.85	26.00		
87833-34**	34	-	36.65	32.00	35.00	34.85	28.00		
87833-36**	36	-	38.65	34.00	37.00	36.85	30.00		
87833-38**	38	-	40.65	36.00	39.00	38.85	32.00		
87833-40**	40	-	42.65	38.00	41.00	40.85	34.00		
87833-42**	42	-	44.65	40.00	43.00	42.85	36.00		
87833-44**	44	-	46.65	42.00	45.00	44.85	38.00		
87833-46**	46	-	48.65	44.00	47.00	46.85	40.00		
87833-48**	48	-	50.65	46.00	49.00	48.85	42.00		
87833-50**	50	-	52.65	48.00	51.00	50.85	44.00		
87833-7000	34	21	36.65	32.00	35.00	34.85	28.00		
87833-5121	26	14	28.65	24.00	27.00	26.85	20.00		
87833-5120	10	7	12.65	8.00	11.00	10.85	---		
87833-5520	40	21	42.65	38.00	41.00	40.85	34.00		
87833-5620	20	14	22.65	18.00	21.00	20.85	14.00		
87833-5720	24	13	26.65	22.00	25.00	24.85	18.00		
87833-5820	14	1	16.65	12.00	15.00	14.85	8.00		
87833-63**	8	-	10.65	6.00	9.00	8.85	---		
87833-53**	14	-	16.65	12.00	15.00	14.85	8.00		
87833-5420	34	-	36.65	32.00	35.00	34.85	28.00		
87833-5920	4	-	6.65	2.00	5.00	4.85	---		
87833-6020	12	-	14.65	10.00	13.00	12.85	---		
87833-6120	16	-	18.65	14.00	17.00	16.85	10.00		
87833-6220	18	-	20.65	16.00	19.00	18.85	12.00		
87833-6420	6	-	8.65	4.00	7.00	6.85	-		
87833-6520	20	-	22.65	18.00	21.00	20.85	14.00		

2.16
18,19,20 OR 21
19,20 OR 21
00
21
20
20 OR 21
20
3.18
20

ADD P/N: 87833-6721 EC NO: S2011-0354 DRWNSKANG 2010/10/18 CHYKATSEE 2010/11/18 APPROVALONG 2010/11/19 BS REV	QUALITY SYMBOLS	GENERAL TOLERANCES (UNLESS SPECIFIED)	DIMENSION STYLE	SCALE	DESIGN UNITS	THIRD ANGLE PROJECTION
	$\nabla=0$ $\nabla=0$ $\nabla=0$	mm INCH 4 PLACES ± --- ± --- 3 PLACES ± --- ± --- 2 PLACES ± 0.2 ± --- 1 PLACE ± --- ± --- ANGULAR ± 3°	MM ONLY	NTS	METRIC	
	DRAFT WHERE APPLICABLE MUST REMAIN WITHIN DIMENSIONS	DRAWN BY: ATSEE DATE: 2003/10/23 CHECKED BY: KCLING DATE: 2003/11/07 APPROVED BY: MLONG DATE: 2010/11/19 MATERIAL NO. SEE TABLE SIZE A3	TITLE: MGRID, SHROUDED HEADER W/SLOT AND STANDOFF, R/A MOLEX INCORPORATED DOCUMENT NO. SD-87833-010 SHEET NO. 2 OF 3			
	THIS DRAWING CONTAINS INFORMATION THAT IS PROPRIETARY TO MOLEX INCORPORATED AND SHOULD NOT BE USED WITHOUT WRITTEN PERMISSION					

tb_frame_A3_P_AM.T Rev. F 2009/06/18 9 8 7 6 5 4 3 2 1

10 | 9 | 8 | 7 | 6 | 5 | 4 | 3 | 2 | 1

PART NO.	CKT SIZE	VOID PIN LOCATION	DIMENSION						PLATING OPTION
			A	B	C	D	E	F	
87833-6620	28	-	30.65	26.00	29.00	28.85	22.00	3.18	20
87833-67**	30	-	32.65	28.00	31.00	30.85	24.00		20 OR 21

PART NUMBER LEGEND :
87833 - * * * * *

- PLATING OPTIONS:**
- 18 - 0.38um/15uin PdNi WITH GOLD FLASH IN CONTACT AREA AND 1.88um/75uin MIN.TIN IN SOLDER TAIL AREA OVER 1.27um/50uin MIN. NICKEL OVERALL.
 - 19 - 0.05 - 0.13um/2 - 5uin GOLD IN CONTACT AREA AND 1.88um/75uin MIN.TIN IN SOLDER TAIL AREA OVER 1.27um/50uin MIN. NICKEL OVERALL.
 - 00/ 20 - 0.38um/15uin GOLD IN CONTACT AREA AND 1.88um/75uin MIN.TIN IN SOLDER TAIL AREA OVER 1.27um/50uin MIN. NICKEL OVERALL.
 - 21 - 0.76um/30uin GOLD IN CONTACT AREA AND 1.88um/75uin MIN.TIN IN SOLDER TAIL AREA OVER 1.27um/50uin MIN. NICKEL OVERALL.

ADD P/N: 87833-6721 EC NO: S2011-0354 DRWNSKANG 2010/10/18 CHYKATSEE 2010/11/18 APPR:MLONG 2010/11/19	QUALITY SYMBOLS	GENERAL TOLERANCES (UNLESS SPECIFIED)	DIMENSION STYLE	SCALE	DESIGN UNITS	THIRD ANGLE PROJECTION
	▽=0	mm INCH	MM ONLY	NTS	METRIC	
	▽=0	4 PLACES ± --- ± ---	DRAWN BY DATE	TITLE		
	▽=0	3 PLACES ± --- ± ---	ATSEE 2003/10/23	MGRID, SHROUDED HEADER W/SLOT AND STANDOFF, R/A		
	2 PLACES ± 0.2 ± ---	CHECKED BY DATE	MOLEX INCORPORATED			
	1 PLACE ± --- ± ---	KCLING 2003/11/07	SD-87833-010			
	ANGULAR ± 3 °	APPROVED BY DATE	SHEET NO.			
	DRAFT WHERE APPLICABLE MUST REMAIN WITHIN DIMENSIONS	MLONG 2010/11/19	3 OF 3			
		MATERIAL NO.	THIS DRAWING CONTAINS INFORMATION THAT IS PROPRIETARY TO MOLEX INCORPORATED AND SHOULD NOT BE USED WITHOUT WRITTEN PERMISSION			
		SEE TABLE				
		SIZE A3				

tb_frame_A3_P_AM_T
Rev. F 2009/06/18

9 | 8 | 7 | 6 | 5 | 4 | 3 | 2 | 1