

FEATURES AND SPECIFICATIONS

Features and Benefits

- Sizes 4 to 80 circuits
- Easy breakaway to smaller sizes
- Contact and plating orientation according to DIN 41651
- North/south contact orientation avoids overstress
- High pin retention
- High mechanical stability after soldering

Reference Information

Product Specification: PS-99020-0001
 Packaging: Bag
 Mates With: C-Grid III Housing and Connectors
 Designed In: Inches

Electrical

Voltage: 350V
 Current: 3.0A
 Contact Resistance: 20mΩ max.
 Insulation Resistance: 5000 MΩ min.

Mechanical

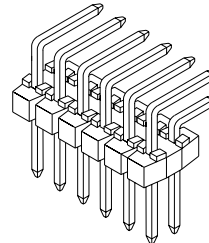
Contact Retention to Housing: 20N (2.0kgf) min.
 Mating Force: 1N max. Gold and 3N max. Tin
 Unmating Force: 0.2N min. Gold and 0.2N min. Tin
 Normal Force: 1N

Physical

Housing: Black glass-filled polyester, UL 94V-0
 Contact: Copper Alloy, 0.64mm (.025") square pins
 Plating: See Table
 Operating Temperature: -55 to +125°C

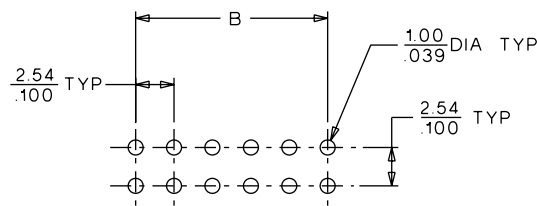
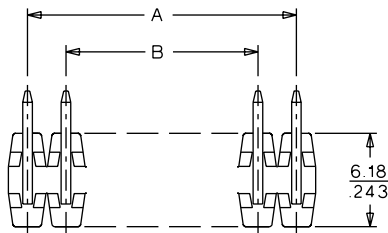
molex® 2.54mm (.100") Pitch C-Grid III™ Header

90122 Dual Row Right Angle

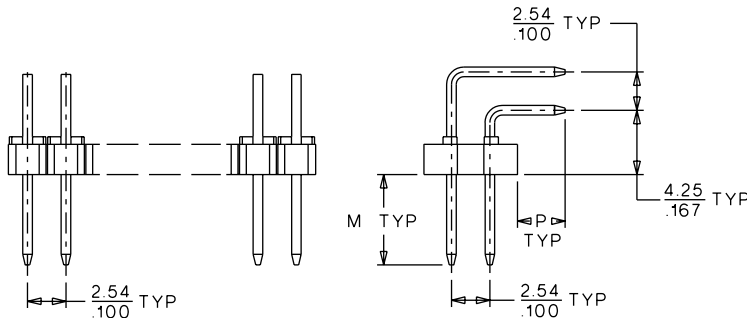


CATALOG DRAWING (FOR REFERENCE ONLY)

Not For Use With Molex SL™ Components



PCB LAYOUT: COMPONENT SIDE



Dimension	Plating A	Plating E	Plating F
M	6.75 (.266)	5.75 (.226)	5.75 (.226)
P	4.50 (.177)	2.90 (.114)	4.50 (.177)

ORDERING INFORMATION AND DIMENSIONS

Circuits	Order No.			Dimension	
	Plating A	Plating E	Plating F	A	B
4	90122-0122	90122-0762	90122-0922	5.08 (.200)	2.54 (.100)
6	90122-0123	90122-0763	90122-0923	7.62 (.300)	5.08 (.200)
8	90122-0124	90122-0764	90122-0924	10.16 (.400)	7.62 (.300)
10	90122-0125	90122-0765	90122-0925	12.70 (.500)	10.16 (.400)
12	90122-0126	90122-0766	90122-0926	15.24 (.600)	12.70 (.500)
14	90122-0127	90122-0767	90122-0927	17.78 (.700)	15.24 (.600)
16	90122-0128	90122-0768	90122-0928	20.32 (.800)	17.78 (.700)
18	90122-0129	90122-0769	90122-0929	22.86 (.900)	20.32 (.800)
20	90122-0130	90122-0770	90122-0930	25.40 (1.000)	22.86 (.900)
22	90122-0131	90122-0771	90122-0931	27.94 (1.100)	25.40 (1.000)
24	90122-0132	90122-0772	90122-0932	30.48 (1.200)	27.94 (1.100)
26	90122-0133	90122-0773	90122-0933	33.02 (1.300)	30.48 (1.200)
28	90122-0134	90122-0774	90122-0934	35.56 (1.400)	33.02 (1.300)
30	90122-0135	90122-0775	90122-0935	38.10 (1.500)	35.56 (1.400)
32	90122-0136	90122-0776	90122-0936	40.64 (1.600)	38.10 (1.500)
34	90122-0137	90122-0777	90122-0937	43.18 (1.700)	40.64 (1.600)
36	90122-0138	90122-0778	90122-0938	45.72 (1.800)	43.18 (1.700)
38	90122-0139	90122-0779	90122-0939	48.26 (1.900)	45.72 (1.800)
40	90122-0140	90122-0780	90122-0940	50.80 (2.000)	48.26 (1.900)

Circuits	Order No.			Dimension	
	Plating A	Plating E	Plating F	A	B
42	90122-0141	90122-0781	90122-0941	53.34 (2.100)	50.80 (2.000)
44	90122-0142	90122-0782	90122-0942	55.88 (2.200)	53.34 (2.100)
46	90122-0143	90122-0783	90122-0943	58.42 (2.300)	55.88 (2.200)
48	90122-0144	90122-0784	90122-0944	60.96 (2.400)	58.42 (2.300)
50	90122-0145	90122-0785	90122-0945	63.50 (2.500)	60.96 (2.400)
52	90122-0146	90122-0786	90122-0946	66.04 (2.600)	63.50 (2.500)
54	90122-0147	90122-0787	90122-0947	68.58 (2.700)	66.04 (2.600)
56	90122-0148	90122-0788	90122-0948	71.12 (2.800)	68.58 (2.700)
58	90122-0149	90122-0789	90122-0949	73.66 (2.900)	71.12 (2.800)
60	90122-0150	90122-0790	90122-0950	76.20 (3.000)	73.66 (2.900)
62	90122-0151	90122-0791	90122-0951	78.74 (3.100)	76.20 (3.000)
64	90122-0152	90122-0792	90122-0952	81.28 (3.200)	78.74 (3.100)
66	90122-0153	90122-0793	90122-0953	83.82 (3.300)	81.28 (3.200)
68	90122-0154	90122-0794	90122-0954	86.36 (3.400)	83.82 (3.300)
70	90122-0155	90122-0795	90122-0955	88.90 (3.500)	86.36 (3.400)
72	90122-0156	90122-0796	90122-0956	91.44 (3.600)	88.90 (3.500)
74	90122-0157	90122-0797	90122-0957	93.98 (3.700)	91.44 (3.600)
76	90122-0158	90122-0798	90122-0958	96.52 (3.800)	93.98 (3.700)
78	90122-0159	90122-0799	90122-0959	99.06 (3.900)	96.52 (3.800)
80	• 90122-0160	• 90122-0800	• 90122-0960	101.60 (4.000)	99.06 (3.900)

• Molex European standard product, usually available within shorter lead times

For other available versions contact Molex

Plating A: 4µm (160µ") Tin/Lead over Nickel

Plating E: 0.38µm (15µ") selective Gold over Nickel and 4µm (160µ") Tin/Lead over Nickel

Plating F: 0.76µm (30µ") selective Gold over Nickel and 4µm (160µ") Tin/Lead over Nickel