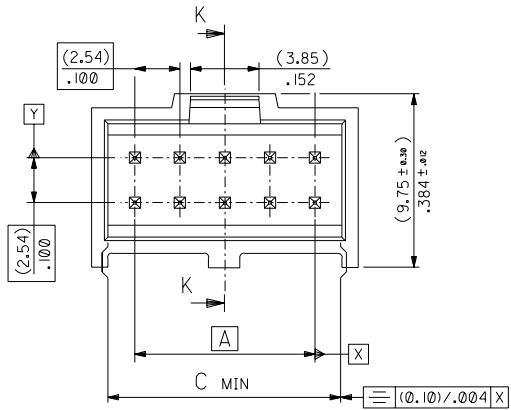
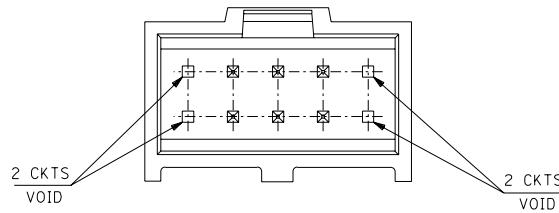


VERSION FULLY LOADED



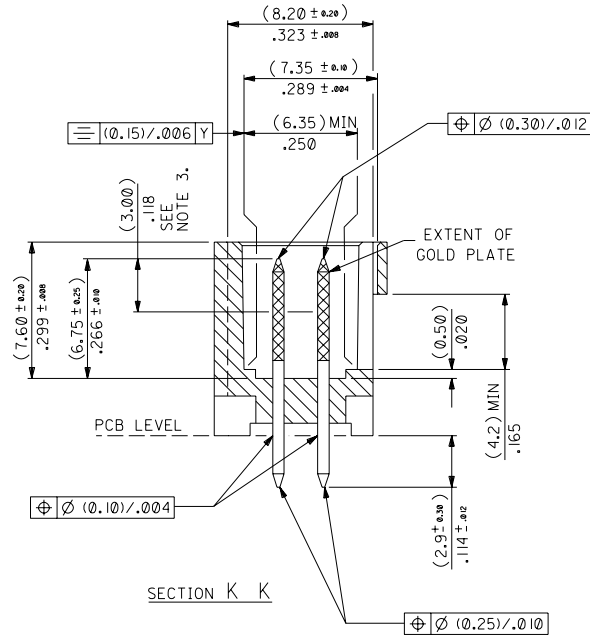
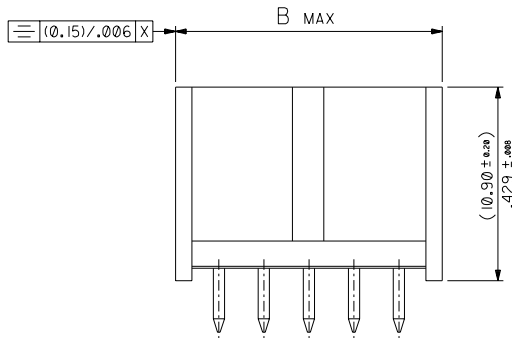
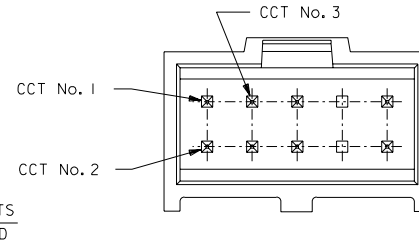
STANDARD VERSION WITH VOIDS

(WHERE VOID POSITIONS ARE NOT SPECIFIED WITH A PART OPTION)



NON-STANDARD VERSION WITH VOIDS

(WHERE VOID POSITIONS ARE SPECIFIED WITH A PART OPTION)

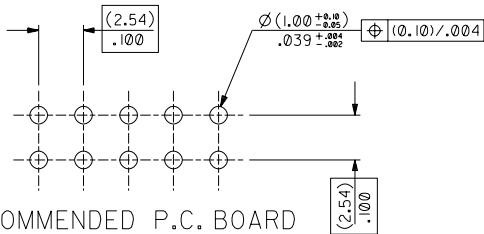


HSG CKT SIZE	A	B	C
6	(5.08) .200	(10.34) .407	(7.92) .312
8	(7.62) .300	(12.88) .507	(10.46) .412
10	(10.16) .400	(15.42) .607	(13.00) .512
12	(12.70) .500	(17.96) .707	(15.54) .612
14	(15.24) .600	(20.50) .807	(18.08) .712
16	(17.78) .700	(23.04) .907	(20.62) .812
18	(20.32) .800	(25.58) 1.007	(23.16) .912
20	(22.86) .900	(28.12) 1.107	(25.70) 1.012
22	(25.40) 1.000	(30.66) 1.207	(28.24) 1.112
24	(27.94) 1.100	(33.20) 1.307	(30.78) 1.212
26	(30.48) 1.200	(35.74) 1.407	(33.32) 1.312
28			
30	(35.56) 1.400	(40.82) 1.607	(38.40) 1.512
32	(38.10) 1.500	(43.36) 1.707	(40.94) 1.612
34	(40.64) 1.600	(45.90) 1.807	(43.48) 1.712
36			
38	(45.72) 1.800	(50.98) 2.007	(48.56) 1.912
40	(48.26) 1.900	(53.52) 2.107	(51.10) 2.012
42			
44	(53.34) 2.100	(58.60) 2.307	(56.18) 2.212
46			
48			
50	(60.96) 2.400	(66.22) 2.607	(63.80) 2.512
52			
54	(66.04) 2.600	(71.30) 2.807	(68.88) 2.712
56			
58	(73.66) 2.900	(78.92) 3.107	(76.50) 3.012
62			
64	(78.74) 3.100	(84.00) 3.307	(81.58) 3.212
66			
68	(83.82) 3.300	(89.08) 3.507	(86.66) 3.412

NOTES

- MATERIAL:-
 - PIN:- (0.635) / .025 SQ. BRASS WIRE.
 - HOUSING:- 15% GLASS FILLED POLYESTER
 - UL 94 V-0 COLOUR BLACK OR NATURAL
- FOR PLATING VERSIONS AND VOID VERSIONS SEE SHEET 2.
- MEASUREMENT POINT FOR MINIMUM PLATING THICKNESS.

RECOMMENDED P.C. BOARD HOLE PATTERN



PART NO. SEE CHART
DWG NO. SDA-90130

FOR PREVIOUS DRAWING ISSUES SEE MRI.	UPDATE VERSIONS E2004-0428 05/11/2003	REVISIONS	DIMENSIONS SHOWN (METRIC) INCH UNLESS OTHERWISE SPECIFIED TOLERANCES ANGULAR ± ° INCH (METRIC)	DRWG BY KS	REVISE ONLY ON CAD SYSTEM	
	DESIGN DIMENSION	□ (MM)	□ (IN)	CHK'D BY	TITLE C - GRID III DUAL ROW STRAIGHT SHROUDED HEADER	
	EQUIVALENT DIMENSION (SECONDARY)	□ (MM)	□ (IN)	APP'D BY	SCALE 5:1	SHEET NO. DATE 1 OF 5 23/08/88
	PART NO. SEE CHART			DWG NO. SDA-90130	SIZE C	MOLEX MOLEX EUROPE

5	N
4	Q
3	K
2	M
1	S
	SH. REV.

NO OF CKTS	HSG CKT SIZE	PART NUMBER		
		PLATING TYPE A	PLATING TYPE E	PLATING TYPE F
6	6	90130-X106	90130-X206	90130-X306
8	8	X108	X208	X308
10	10	X110	X210	X310
12	12	X112	X212	X312
14	14	X114	X214	X314
16	16	X116	X216	X316
18	18	X118	X218	X318
20	20	X120	X220	X320
22	22	X122	X222	X322
24	24	X124	X224	X324
26	26	X126	X226	X326
28	28			
30	30	X130	X230	X330
32	32			
34	34	X134	X234	X334
36	36			
38	38	X138	X238	X338
40	40	X140	X240	X340
42	42			
44	44	X144	X244	X344
46	46			
48	48			
50	50	X150	X250	X350
52	52			
54	54	X154	X254	X354
56	56			
58	58			
60	60	X160	X260	X360
62	62			
64	64	X164	X264	X364
66	66			
68	68	90130-X168	90130-X268	90130-X368

VERSION FULLY LOADED

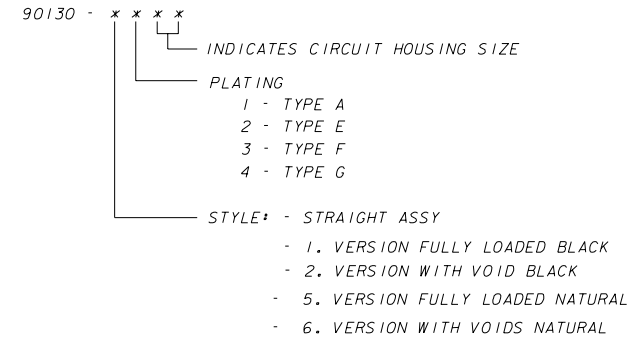
NO OF CKTS	HSG CKT SIZE	PART NUMBER			
		PLATING TYPE A	PLATING TYPE E	PLATING TYPE F	PLATING TYPE G
2	6	90130-X106	90130-X206	90130-X306	
4	8	X108	X208	X308	
6	10	X110	X210	X310	
8	12	X112	X212	X312	
10	14	X114	X214	X314	
12	16	X116	X216	X316	
14	18	X118	X218	X318	
16	20	X120	X220	X320	
18	22	X122	X222	X322	
20	24	X124	X224	X324	
22	26	X126	X226	X326	
24	28				
26	30	X130	X230	X330	90130-X430
28	32				
30	34	X134	X234	X334	
32	36				
34	38	X138	X238	X338	90130-X438
36	40	X140	X240	X340	
38	42				
40	44	X144	X244	X344	90130-X444
42	46				
44	48				
46	50	X150	X250	X350	
48	52				
50	54	X154	X254	X354	
52	56				
54	58				
56	60	X160	X260	X360	
58	62				
60	64	X164	X264	X364	
62	66				
64	68	90130-X168	90130-X268	90130-X368	

VERSION WITH VOIDS

PART NO. SEE CHART
DWG NO. SDA-90130

NOTES:

- FOR ASSY SEE SHEET 1.
- FOR PLATING DETAILS SEE SDES-99000-0003



FOR PREVIOUS DRAWING ISSUES SEE MRI.

M SEE SHEET 1.

REVISIONS	1 PLACE # --- ± ---	INCH	(METRIC)
	2 PLACE # --- ± ---	INCH	(METRIC)
	3 PLACE # --- ± ---	INCH	(METRIC)
	DRAFT WHERE APPLICABLE MUST REMAIN WITHIN DIMENSIONS		
	DESIGN DIMENSION (MM) <input type="checkbox"/>	(IN) <input type="checkbox"/>	
	EQUIVALENT DIMENSION (MM) <input type="checkbox"/>	(IN) <input type="checkbox"/>	

REVISE ONLY ON CAD SYSTEM		SH.	REV.
CAD/COM FILENAME SA90130X2 DGN	THIS DRAWING CONTAINS INFORMATION THAT IS PROPRIETARY TO MOLEX INC. & SHOULD NOT BE USED WITHOUT WRITTEN PERMISSION		
TITLE C - GRID III DUAL ROW STRAIGHT SHROUDED HEADER			
MOLEX EUROPE		SHEET NO.	DATE
SEE CHART		20F	10/09/87
PART NO.	DWG NO.	SIZE	
90130	SDA-90130	C	