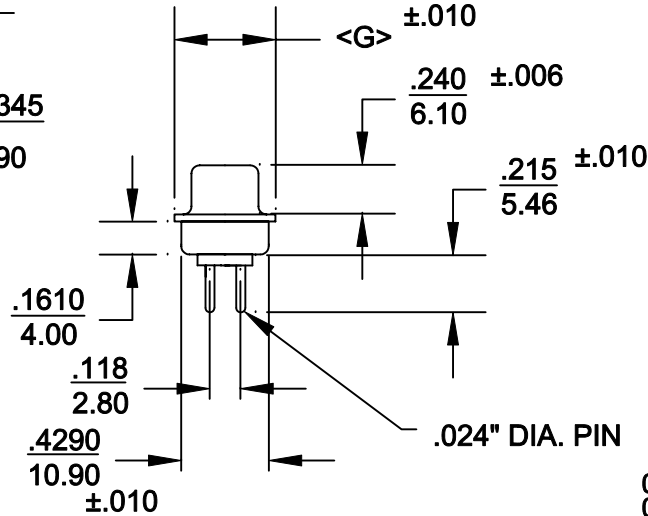
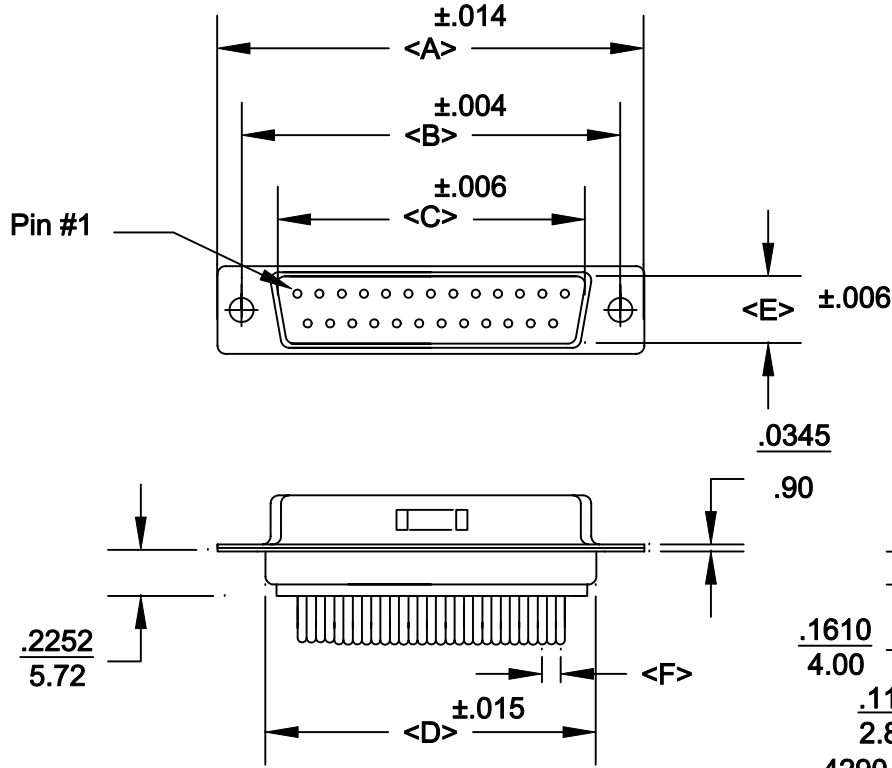


DESCRIPTION: **DIP SOLDER MALE/MACHINED-ECONOMY**

POS.	A	B	C	D	E	F	G	H
9	1.213	0.984	0.666	0.756	0.329	0.109	0.496	0.436
	30.80	24.99	16.92	19.20	8.36	2.77	12.60	11.07
15	1.543	1.312	0.994	1.091	0.329	0.109	0.496	0.763
	39.19	33.32	25.25	27.70	8.36	2.77	12.60	19.38
25	2.087	1.852	1.534	1.618	0.329	0.109	0.496	1.308
	53.00	47.04	38.96	41.10	8.36	2.77	12.60	33.22
37	2.732	2.500	2.181	2.256	0.329	0.109	0.496	1.962
	69.30	63.50	55.42	57.30	8.36	2.77	12.60	49.83
50	2.638	2.406	2.079	2.169	0.445	0.109	0.606	1.744
	67.00	61.00	52.80	55.10	11.30	2.77	15.39	44.32



172-EXX-11XRXX1

SERIES \_\_\_\_\_

POSITIONS \_\_\_\_\_

E09 \_\_\_\_\_

E15 \_\_\_\_\_

E25 \_\_\_\_\_

E37 \_\_\_\_\_

E50 \_\_\_\_\_

GENDER \_\_\_\_\_

1 = MALE

2 = FEMALE

TERMINATION \_\_\_\_\_

1 = DIP SOLDER

SHELL PLATING \_\_\_\_\_

1 = YELLOW CHROMATE

3 = NICKEL

HARDWARE OPTIONS \_\_\_\_\_

00 = NO HARDWARE

01 = .098 4-40 CLINCH NUT BOARD SIDE

02 = .250 4-40 CLINCH NUT BOARD SIDE

03 = .250 4-40 CLINCH NUT MATING SIDE

91 = .225 4-40 SPACER/BOARD LOCK

PLATING OPTIONS \_\_\_\_\_

01 = GOLD FLASH

02 = 30 MICRO-INCH GOLD

**SPECIFICATIONS:**

**MATERIALS:**

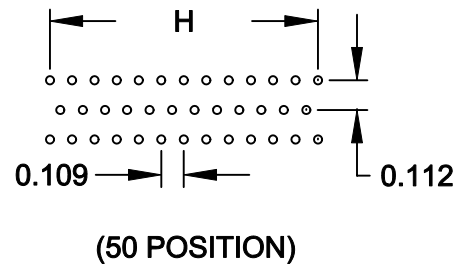
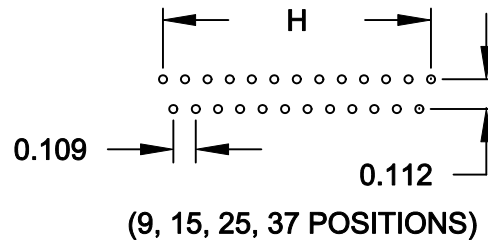
SHELL: STEEL, NICKEL OR YELLOW CHROMATE PLATED  
 INSULATOR: UL 94V-0 RATED WHITE PA6T  
 260° PROCESS TEMP.  
 CONTACTS: BRASS  
 RoHS COMPLIANT

**ELECTRICALS:**

CURRENT RATING: 5 AMPS  
 CONTACT RESISTANCE: 15 mOHMS MAX  
 INSULATOR RESISTANCE: 1000 MOHMS MIN  
 VOLTAGE: 500V AC FOR 1 MINUTE  
 TEMPERATURE: -50°C TO +100°C

	THESE DRAWINGS AND SPECIFICATIONS ARE THE PROPERTY OF NorComp AND SHALL NOT BE REPRODUCED, COPIED OR USED AS THE BASIS FOR THE MANUFACTURE OR SALE OF APPARATUS WITHOUT WRITTEN PERMISSION.		DRAWN: <b>PAM JENKINS</b>	DATE: <b>11-28-05</b>
	<h1>NorComp</h1>		CHECKED:	DATE:
SCALE:			SHEET <b>1</b> OF <b>3</b>	REV <b>1</b>
DWG NO.			<b>172-EXX-11XRXX1</b>	

DESCRIPTION:



THESE DRAWINGS AND SPECIFICATIONS ARE THE PROPERTY OF NorComp AND SHALL NOT BE REPRODUCED, COPIED OR USED AS THE BASIS FOR THE MANUFACTURE OF SALE OF APPARATUS WITHOUT WRITTEN PERMISSION.

DRAWN:  
PAM JENKINS

DATE:  
11-28-05

CHECKED:

DATE:

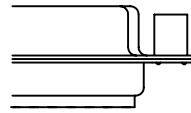
# NorComp

SCALE: SHEET 2 OF 3 REV 1

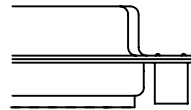
DWG NO. 172-EXX-11XRX1

**DESCRIPTION: CLINCH NUT HARDWARE**

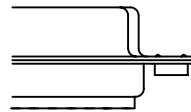
ALL CLINCH-NUTS ARE 4-40 INTERNAL THREADS



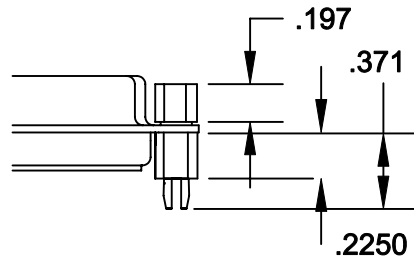
03X..... .250" (MATING SIDE) - CN8



02X ..... .250" (BOARD SIDE) - CN2



01X ..... .098" (BOARD SIDE) - CN1



91X ..... .225" (BOARD SIDE) - .197 MATING SIDE - CN10/SFS0440

NOTE: 4-40 FEMALE SCREW LOCK IS REMOVABLE



THESE DRAWINGS AND SPECIFICATIONS ARE THE PROPERTY OF NorComp AND SHALL NOT BE REPRODUCED, COPIED OR USED AS THE BASIS FOR THE MANUFACTURE OF SALE OF APPARATUS WITHOUT WRITTEN PERMISSION.

DRAWN:  
WAYNE ROBBINS

DATE:  
11-28-05

CHECKED:

DATE:

**NorComp**

SCALE:

SHEET **3** OF **3**

REV **1**

DWG NO.

CLINCH-NUT OPTIONS