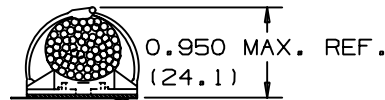
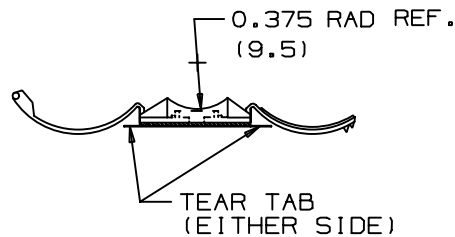
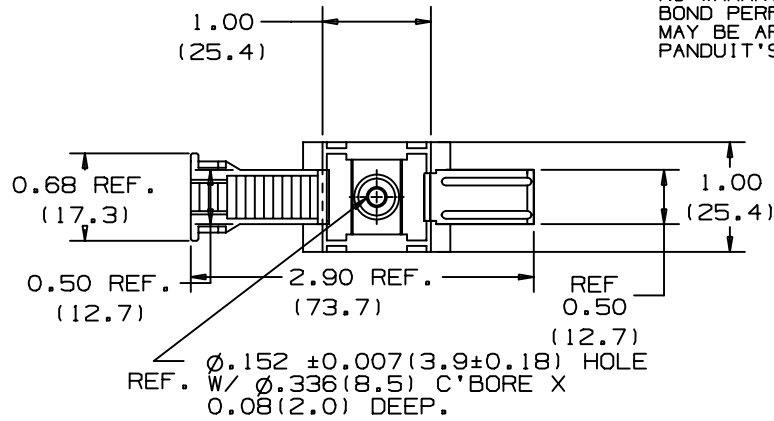


THIS COPY IS PROVIDED ON A RESTRICTED BASIS AND IS NOT TO BE USED IN ANY WAY DETRIMENTAL TO THE INTERESTS OF PANDUIT CORP.

NO WARRANTY EXPRESSED, OR IMPLIED, IS MADE BY PANDUIT WITH RESPECT TO ADHESIVE BOND PERFORMANCE. AMONG OTHER THINGS, THE CONDITIONS UNDER WHICH THESE MOUNTS MAY BE APPLIED AND/OR THE SURFACE TO WHICH THEY MAY BE APPLIED ARE BEYOND PANDUIT'S CONTROL.



ADHESIVE TAPE--PRESSURE SENSITIVE FOAM 0.040 (1.02) THICK WITH PROTECTIVE LINER. MOUNT IS DESIGNED TO SUPPORT 0.50 lb. (227g) MAX. WEIGHT ON A CLEAN, DRY, SMOOTH SURFACE.

| PANDUIT PART NUMBER | BUNDLE DIA. | | RECM. OPTIONAL FASTENER | WEIGHT lbs/100 (g)/PC'S |
|---------------------|---------------|---------------|-------------------------|-------------------------|
| | MIN. IN. (MM) | MAX. IN. (MM) | | |
| ARC.68-A | 0.19 (4.8) | 0.68 (17.3) | ----- | 0.42 (194) |
| ARC.68-S6 | | | #6 (M3) FHCS OR BHSC | 0.38 (177) |

NOTES:

- 1) SEE CURRENT PRICE SHEET FOR PART NUMBER SUFFIX DESIGNATION FOR PACKAGE SIZE AND PART COLOR.
- 2) TO APPLY MOUNTS: a) REMOVE PROTECTIVE LINER; b) PLACE IN DESIRED LOCATION; c) APPLY PRESSURE TO TOP SURFACE OF MOUNT.

(DIMENSIONS IN PARENTHESES ARE IN METRIC.)

CAD FILENAME/LAYERS

Ⓔ G00239H0_P1_ARC.68_00

PANDUIT

CORP. TINLEY PARK, ILLINOIS

ARC.68
ADJUSTABLE RELEASABLE CLAMP

UNLESS OTHERWISE SPECIFIED, DIMENSIONAL TOLERANCES ARE:
(.X) ± 0.1 (2.5) (.XXX) ± 0.020 (.5)
(.XX) ± 0.05 (1.3) ANGLES $\pm 5^\circ$

UNLESS OTHERWISE SPECIFIED, ALL DIMENSIONS ARE GIVEN IN INCHES, THIRD ANGLE PROJECTION.

| REV | DATE | BY | CHK | DESCRIPTION | ECN | R | CUST | SUP |
|-----|---------|-----|-----|--------------------------------------|----------|---|------|-----|
| I | 7/30/01 | JAD | | REVISED FOR TEAR TAB ON EITHER SIDE | GB0237HO | I | | |
| R | 6/13/01 | LGG | | CHANGED DRAWING FROM SS-6770 (RV 11) | GB0237HO | R | | |

DRAWN BY

LGG

MAT'L:

POLYPROPYLENE

DATE

6/13/01

CHK'D

SCALE NONE

DRAWING NO.

GB0239H0

DWG

A
SIZE