

Mini-Com® Surface Mount Boxes

PANDUIT®

SPECIFICATION SHEET

specifications

Surface Mount Boxes shall have a low profile design and be available in a variety of port densities. Boxes shall accept most Mini-Com® Modules for fiber, copper, and audio/video applications. The boxes shall mount with screws, adhesive, or optional magnets. The box covers include breakouts for use with surface raceway. Cable tie slots shall be included to provide strain relief on incoming cables. Select boxes shall include spring-shuttered doors.



technical information

Mounting option: Mounts easily with screws, adhesive tape, or optional magnet

Material: Box is made of ABS, shuttered doors are PC

Compatible raceway, magnets, and packaging:

Part Number	Breakout Suitable for:	No. of Adhesive Strips	No. of Cable Ties	Label/Label Cover Included	Mounting Screws Included	Screw Cover Included	Magnet Pockets
CBXS1**-A*	LDPH5	1	1	No	No	No	1
CBXS2**-A*	LDPH5	1	2	No	Yes	No	1
CBXS3**-AY	LD5/LDPH5	2	2	Yes	Yes	Yes	2
CBXS4**-AY	LD3/LDPH3 LD5/LDPH5	2	2	Yes	Yes	Yes	2
CBXS6**-AY	LD5/LDPH5	2	2	Yes	Yes	Yes	2
CBXSD6**-AY	LD5/LDPH5 LD10/LDPH10	2	2	Yes	Yes	Yes	2
CBX1**-A*	LD3/LDPH3	1	0	No	No	No	0
CBX2**-A	LD3/LDPH3 LD5/LDPH5	1	1	No	Yes	No	1
CBX4**-A	LD3/LDPH3 LD5/LDPH5	2	2	Yes	Yes	Yes	2
CBXJ2**-A*	LDPH5	1	0	No	No	No	1
CBXC4**-A	LD3/LDPH3 LD5/LDPH5	2	1	No	No	No	2
CBXD6**-AY	LD3/LDPH3 LD5/LDPH5 LD10/LDPH10	3	2	Yes	Yes	Yes	2
CBX12**-AY	LD5/LDPH5 LD10/LDPH10	2	4	Yes	Yes	Yes	4

*Raceway does not enter box.

key features and benefits

Modular	Accepts all Mini-Com® Modules, which snap in and out for easy moves, adds, and changes
Low profile design	Presents a more discreet or inconspicuous look
Raceway breakouts	Compatible with specific raceway, conceals cable entering the box
Cover screw	Select boxes provide a screw that secures the cover to the base
Labels and label covers	Select boxes include a label pocket to meet TIA/EIA-606A labeling standards
Magnet pockets	Magnet can be used with magnet pocket for optional mounting (CBX1**-A does not include a magnet pocket); CBM-X for used with standard boxes, CSBM-X for use with shuttered boxes
Shuttered feature	Select boxes include spring-shuttered doors to protect connections from dust and debris

applications

Mini-Com® Surface Mount Boxes offer a variety of mounting options, allowing Mini-Com® Modules to be mounted on a variety of surfaces, such as standard walls, metal surfaces, office furniture, etc. Surface mount boxes include breakouts compatible with Panduit's Raceway system to conceal and allow cable to run into the box providing a point of connection for voice, video, and data applications.

Mini-Com® blanks can be used to reserve space for future expansion.

Shuttered surface mount boxes include a spring-shuttered door that will protect the connections from dust and debris. The 6-port deep shuttered box is deeper and includes a routing bridge to help route the cables and protect the bend radius.

www.panduit.com

Low Profile Surface Mount Boxes:

Two module space:	CBXJ2**-A
Four module space:	CBXC4**-A
Six module space:	CBXD6**-AY
Twelve module space:	CBX12**-AY

Elongated Surface Mount Boxes:

One module space:	CBX1**-A
Two module space:	CBX2**-A
Four module space:	CBX4**-A

Shuttered Surface Mount Boxes:

One module space:	CBXS1**-A
Two module space:	CBXS2**-A
Three module space:	CBXS3**-AY
Four module space:	CBXS4**-AY
Six module space:	CBXS6**-AY
Six module space, deep:	CBXSD6**-AY

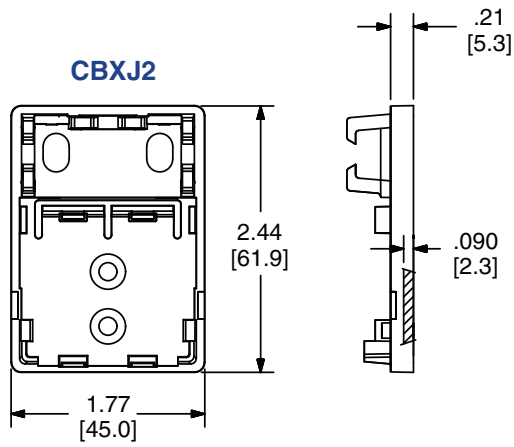
Accessories:

Screw cover:	CSC**-X
Label/label cover kit:	CSGLLC-L
Magnet (standard boxes):	CBM-X
Magnet (shuttered boxes):	CSBM-X

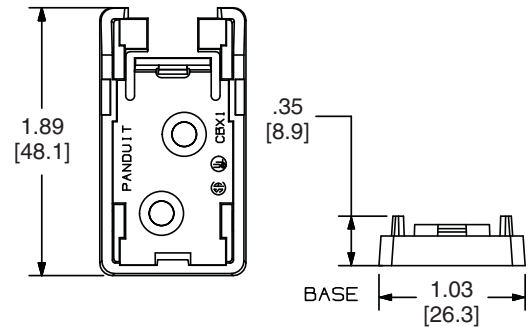
Category 5e and Category 6 copper cable couplers are not compatible with boxes.
**To designate color, add suffix
EI (Electric Ivory), IW (Off White), IG (International Gray), WH (White), BL (Black), AW (Arctic White).

Mini-Com® Surface Mount Boxes

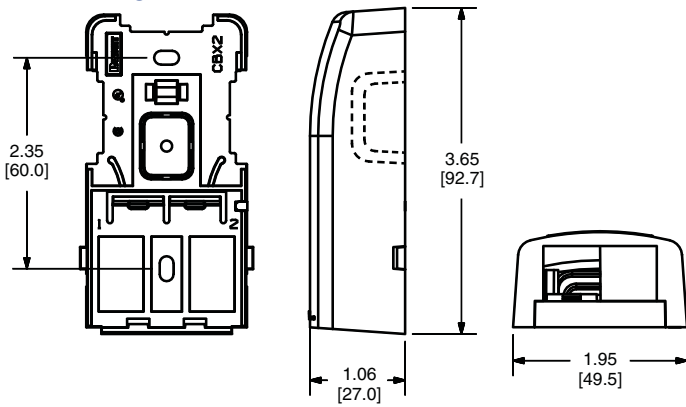
CBXJ2



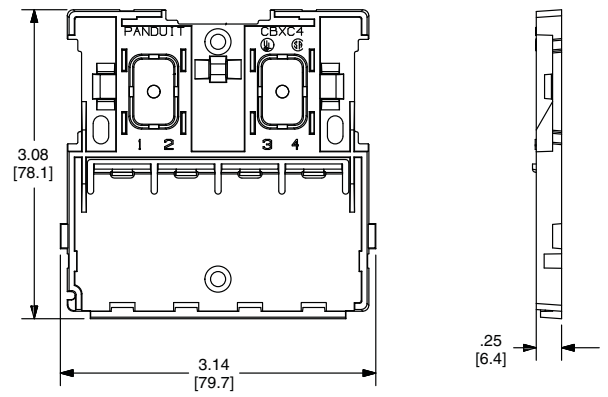
CBX1



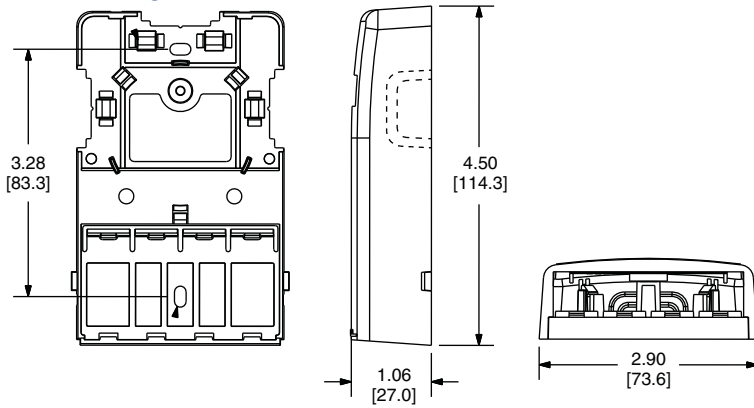
CBX2



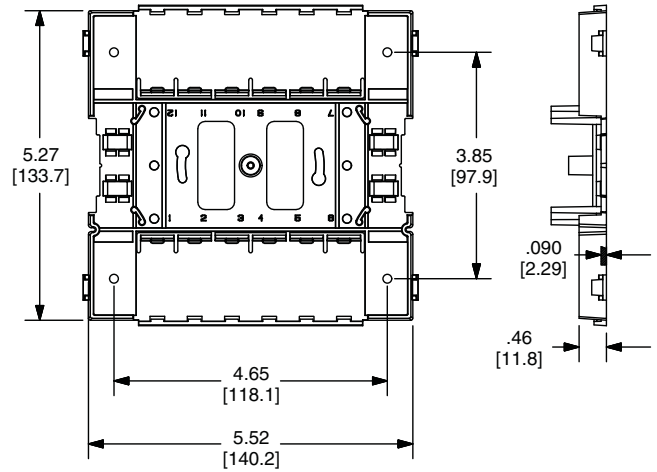
CBXC4



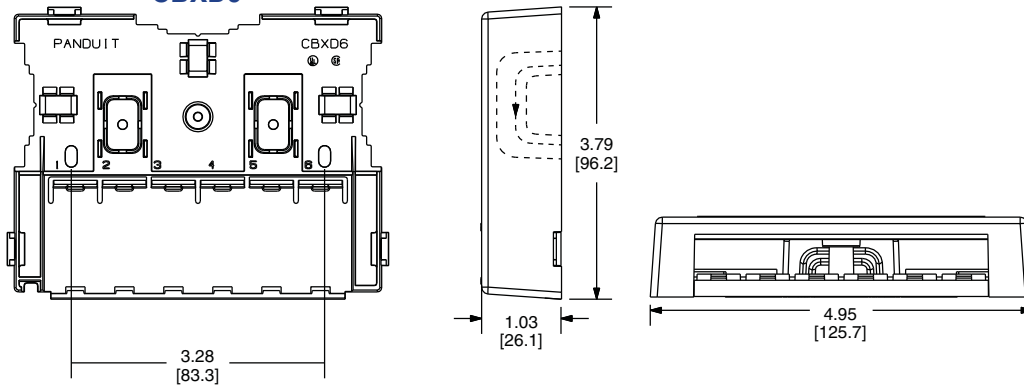
CBX4



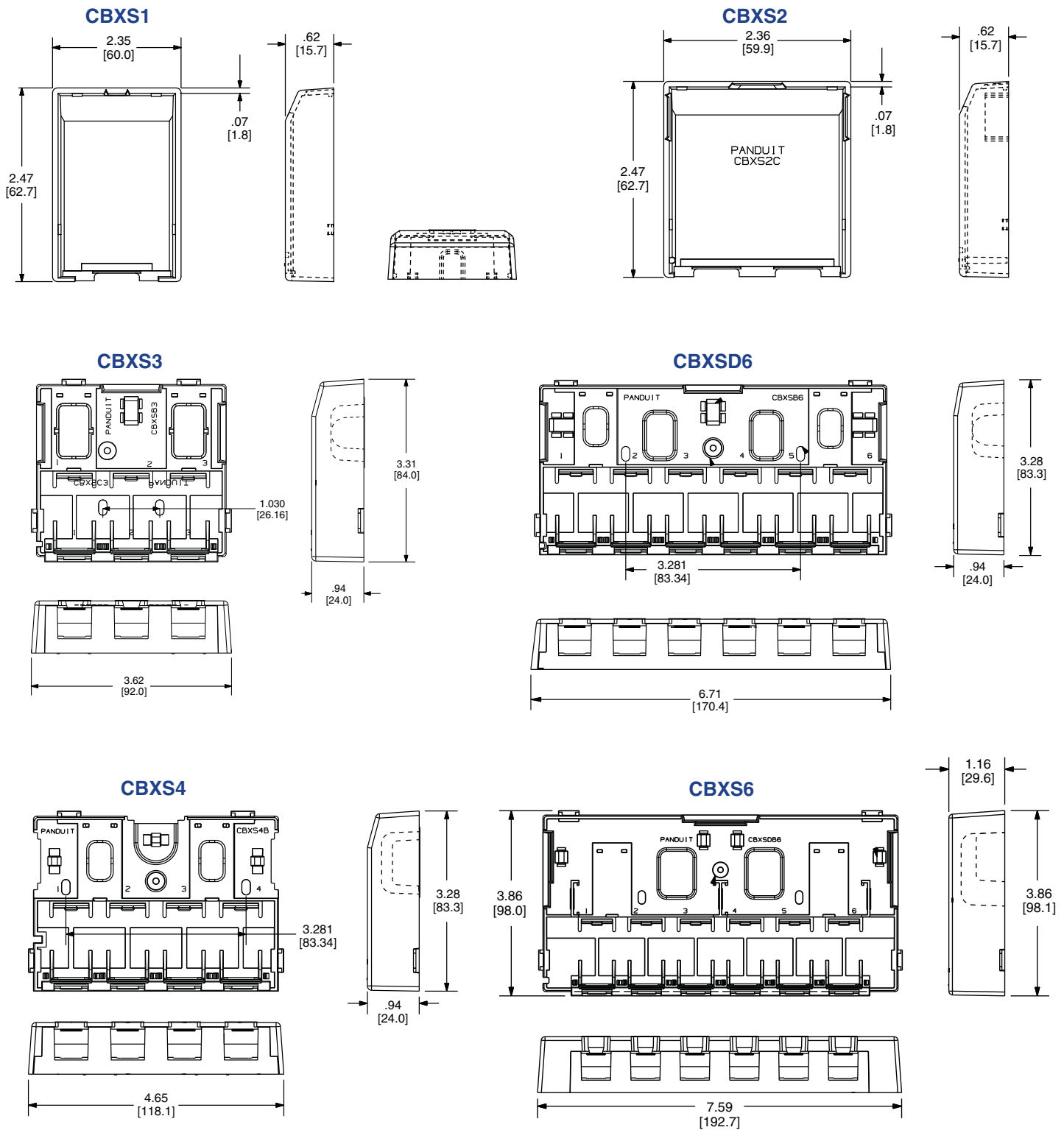
CBX12



CBXD6



Mini-Com® Surface Mount Boxes



Dimensions are in inches. [Dimensions in brackets are metric].

WORLDWIDE SUBSIDIARIES AND SALES OFFICES

PANDUIT CANADA
 Markham, Ontario
 cs-cdn@panduit.com
 Phone: 800.777.3300

PANDUIT EUROPE LTD.
 London, UK
 cs-emea@panduit.com
 Phone: 44.20.8601.7200

PANDUIT SINGAPORE PTE. LTD.
 Republic of Singapore
 cs-ap@panduit.com
 Phone: 65.6305.7575

PANDUIT JAPAN
 Tokyo, Japan
 cs-japan@panduit.com
 Phone: 81.3.6863.6000

PANDUIT LATIN AMERICA
 Guadalajara, Mexico
 cs-la@panduit.com
 Phone: 52.33.3777.6000

PANDUIT AUSTRALIA PTY. LTD.
 Victoria, Australia
 cs-aus@panduit.com
 Phone: 61.3.9794.9020

For a copy of Panduit product warranties, log on to www.panduit.com/warranty

For more information

Visit us at www.panduit.com

Contact Customer Service by email: cs@panduit.com
 or by phone: 800.777.3300 and reference OTSP27

PANDUIT®

©2011 Panduit Corp.
 ALL RIGHTS RESERVED.

WW-OTSP27
 10/2011