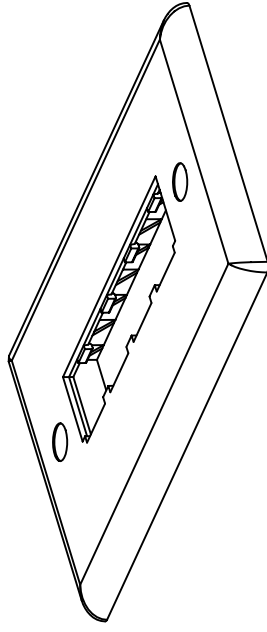
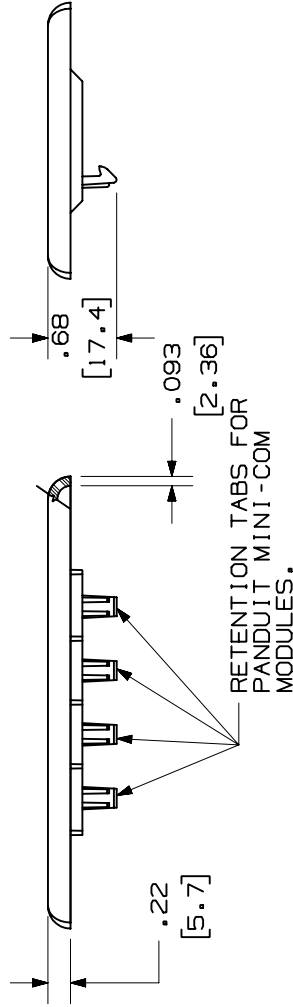
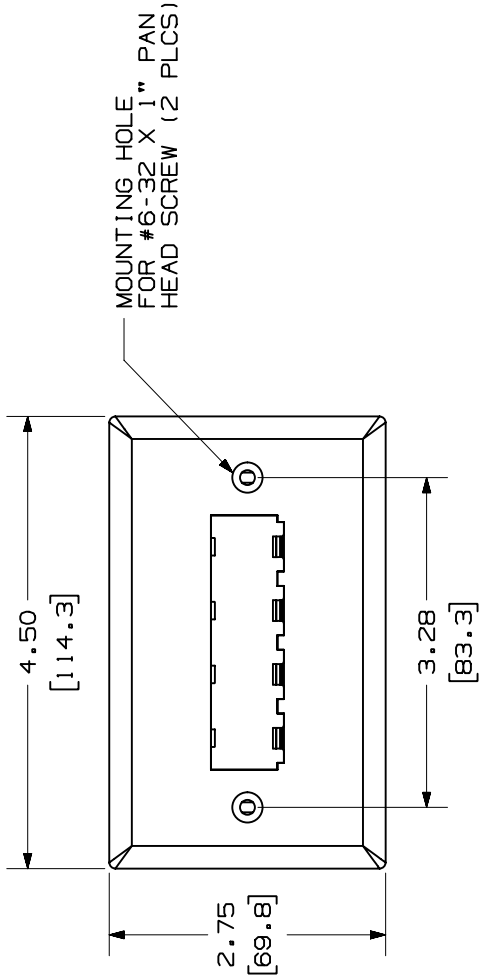


THIS COPY IS PROVIDED ON A RESTRICTED BASIS AND IS NOT TO BE USED IN ANY WAY DETRIMENTAL TO THE INTERESTS OF PANDUIT CORP.



PANDUIT PART NO.	WEIGHT
CFPH4**	.47 LB/10 PCS (214 G/10 PCS)

**NOTES:**

- \*\* 1. SEE CURRENT CATALOG FOR ADDITIONAL PART NUMBER SUFFIXES TO INDICATE COLOR AND OR PACKAGE QUANTITY.
- 2. TWO #6-32 X 1" LONG, SLOTTED PAN HEAD SCREWS WITH NON-THREADED LEAD POINT PROVIDED FOR FASTENING FACEPLATES.
- 3. DIMENSIONS IN PARENTHESES ARE IN METRIC.

GDJ FILENAME=LAYERS

D35544CS\_DC\_CFP44\_00C.PRT

**PANDUIT**

PANDUIT CORP. TINLEY PARK, ILLINOIS

**CLASSIC SERIES 4 POSITION**  
**HORIZONTAL FACEPLATE (CFPH4\*\*)**  
 CUSTOMER DRAWING

UNLESS OTHERWISE SPECIFIED,  
 DIMENSIONAL TOLERANCES ARE:  
 (.X) ± (.XXX) ±.010(.3)  
 (.XX) ± .03(.8) ANGLES ±

UNLESS OTHERWISE SPECIFIED,  
 ALL DIMENSIONS ARE GIVEN  
 IN INCHES, THIRD ANGLE PROJECTION.

DRAWN BY RCA	MAT'L ABS	SCALE NONE
DATE 4-3-97		DRAWING NO. 35544-41
CHK'D HIW		DWG A
		SIZE 4

REV	DATE	BY	CHK	DESCRIPTION	EON	R	CUST	SUP
2	7-13-99	JSP		B. WAS "DESIGNER SERIES".	35544-41			
1	9-11-97	RCA	CEF	A. REV'D TITLE WAS MINI-COM 4 POSITION STANDARD HORIZONTAL FACEPLATE.	35544-41		CEF	
R	4-3-97	RCA	HIW	RELEASED TO PRODUCTION	35544-41		HIW	