


MINI-COM® Angled All Metal Shielded Modular Patch Panels



SPECIFICATION SHEET

specifications

Angled all metal shielded modular patch panels shall be made completely of metal and mount to EIA 19" racks. The built-in angle shall provide optimum support of cables flowing directly out of the panel, to the right and left, into side cable managers. Patch panels shall be available in 24, 48, and 72-port versions. They shall accept all MINI-COM® Shielded Modules and shall be easy to identify with choice of pre-numbered ports or optional labels.



technical information

Dimensions:	CPA24BLY: 1.72"H x 19"W x 4.22"D (43.7 x 482.6 x 107.1mm) CPA48BLY: 3.47"H x 19"W x 4.22"D (88.1 x 482.6 x 107.1mm) CPA72BLY: 3.47"H x 19"W x 4.22"D (88.1 x 482.6 x 107.1mm)
Mounting option:	Mounts to standard EIA 19" rack, or 23" rack when used with extender brackets (PEB1 or PEB2)
Packaging:	Packaged with mounting screws (#12-24 and M6)

key features and benefits

Angled design	This patented design allows cable to flow to each side of the rack and minimizes the need for horizontal cable managers; increases rack and closet density
Modularity	Accepts all shielded MINI-COM® Modules; modules snap in and out to simplify moves, adds, and changes
High-density	24 ports per rack space, 72-port version provides 36 ports per rack space for greater density
Optional label	Follows TIA/EIA-606-A labeling standards to manage and organize installation
Flush mount	Provides more space for plug/module interface and provides improved aesthetics
Optional strain relief bars	Different styles available to help manage and route rear cables
Optional angled filler panels	Fill unused rack openings to provide a clean and consistent look when used with any version of PANDUIT angled patch panels

applications

MINI-COM® Angled All Metal Shielded Modular Patch Panels are designed for use in shielded applications, whether individual closets or complete data centers. The MINI-COM® Angled Patch Panel design allows cable to flow to each side of the rack and minimizes the need for horizontal cable managers by enabling patch cords to be routed directly into vertical cable managers. When used in conjunction with PANDUIT® PATCHRUNNER™ Vertical Cable Management System, the angled patch panels increase rack density, reduce the square foot requirement to support a typical

telecommunication closet, and are popular in applications where rack space is limited.

Grounding in shielded applications may be accomplished in two manners. First is through grounding studs which allow a direct connection to the patch panel. Second is through the use of PANDUIT patent pending bonding screws, which create an electrical bond between patch panels and rack. The serrations on the bottom of the bonding screw removes paint from the patch panel, providing metal-to-metal contact, leading to a properly grounded system.

MINI-COM® Angled All Metal Shielded Modular Patch Panels

24-port:	CPA24BLY
48-port:	CPA48BLY
72-port:	CPA72BLY

MINI-COM® Shielded Jack Modules

TX6™ 10Gig™:	CJS6X88TGY
TX6™ PLUS:	CJS688TGY
TX5e™:	CJS5E88TGY

Angled Filler Panels

1 RU:	CPAF1BLY
2 RU:	CPAF2BLY
Transitional Cover:	CPATCBL*

Strain Relief Bars

Strain relief bar with clips:	SRBWYCY
Strain relief bar (straight):	SRBS19BL-XY
Strain relief bar (U-shaped):	SRB19BLY
High-density strain relief bar manager:	SRBM19BLY
Strain relief bar brackets:	SRBBRKT

Bonding Screws

#12-24 English:	RGTBS-C
M6 Metric:	RGTBSM6-C

Thread-Forming Kits

#12-24 English M6 metric	RGTBSG RGTBSM6G
#10-32 English M5 metric	RGTBS1032G RGTBSM5G

Icons

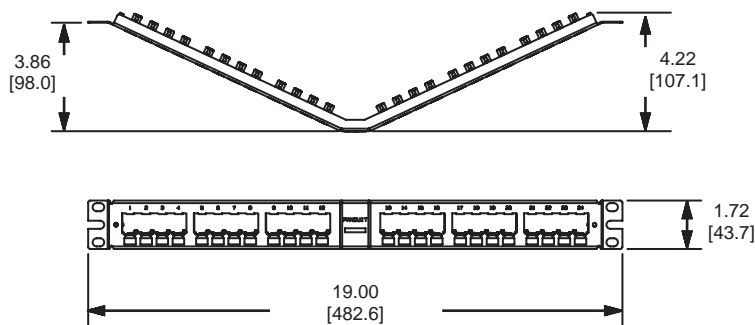
Phone:	CIP**-C
Computer:	CID**-C

*Only works with modular panels and DATA-PATCH™ Panels

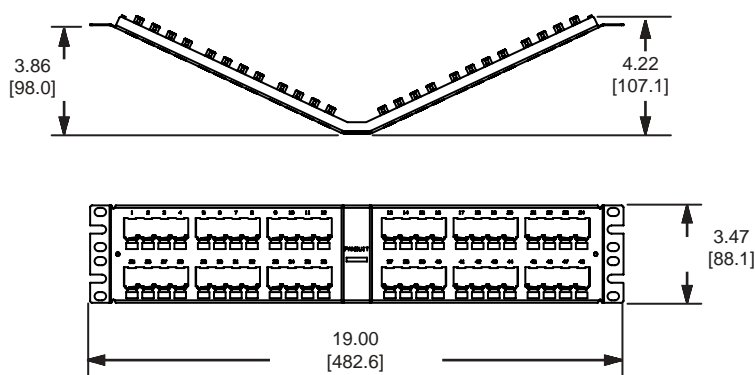
**Substitute for IW (Off White), EI (Electric Ivory), WH (White), IG (International Gray), BL (Black), OR (Orange), RD (Red), BU (Blue), GR (Green), YL (Yellow) or VL (Violet).

MINI-Com® Angled All Metal Shielded Modular Patch Panels

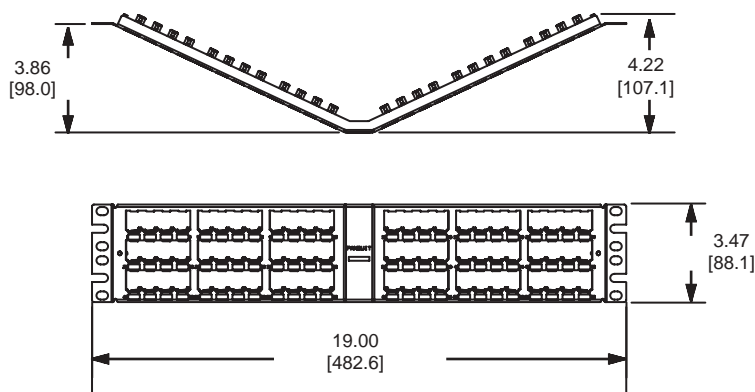
CPA24BLY



CPA48BLY



CPA72BLY



Dimensions are in inches [Dimensions in brackets are metric]

WORLDWIDE SUBSIDIARIES AND SALES OFFICES

PANDUIT CANADA
Markham, Ontario
cs-cdn@panduit.com
Phone: 800.777.3300

PANDUIT EUROPE LTD.
London, UK
cs-emea@panduit.com
Phone: 44.20.8601.7200

PANDUIT SINGAPORE PTE. LTD.
Republic of Singapore
cs-ap@panduit.com
Phone: 65.6305.7575

PANDUIT JAPAN
Tokyo, Japan
cs-japan@panduit.com
Phone: 81.3.3767.7011

PANDUIT LATIN AMERICA
Jalisco, Mexico
cs-la@panduit.com
Phone: 52.333.777.6000

PANDUIT AUSTRALIA PTY. LTD.
Victoria, Australia
cs-aus@panduit.com
Phone: 61.3.9794.9020

For a copy of *PANDUIT* product warranties, log on to www.panduit.com/warranty



For more information
Visit us at www.panduit.com
Contact Customer Service by email: cs@panduit.com
or by phone: 800-777-3300 and reference COSP57

©2007 *PANDUIT* Corp.
ALL RIGHTS RESERVED.
Printed in the U.S.A.
WW-COSP57
7/2007