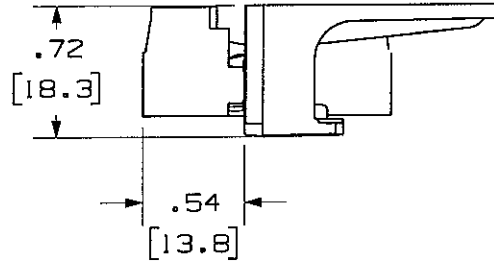
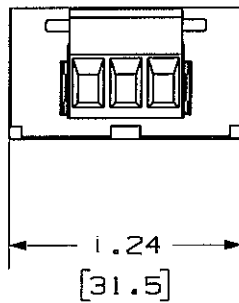


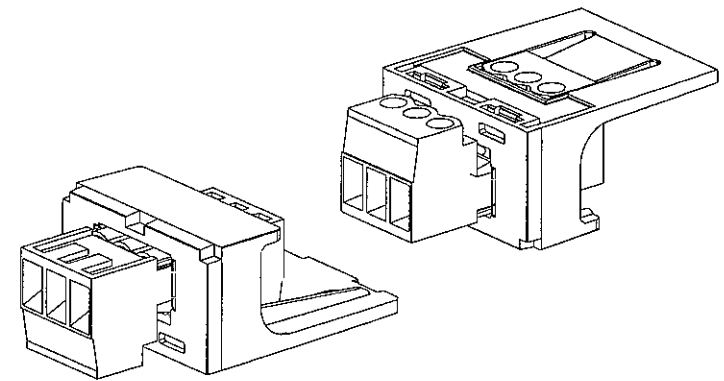
THIS COPY IS PROVIDED ON A RESTRICTED BASIS AND IS NOT TO BE USED IN ANY WAY DETRIMENTAL TO THE INTERESTS OF PANDUIT CORP.



PANDUIT P/N	WEIGHT
CMBS485**	.30 LB/10 PCS (134.8 g/10 PCS)

NOTES:

- SEE CURRENT CATALOG FOR ADDITIONAL PART NUMBER SUFFIXES TO INDICATE COLOR AND OR PACKAGE QUANTITY.
- SEE CATALOG FOR COMPLETE LIST OF PARTS APPLICABLE FOR USE WITH THIS PART.
- DIMENSIONS IN [] ARE IN METRIC.
- PART INCLUDES:
 - 1- MODULE BASE
 - 1- BAS CONNECTOR (ASSEMBLED TO MODULE BASE)
 - 1- BAS PLUG
- WIRE GAGE RANGE: 22-18



MODEL FILENAME	M02531AA_RS485MODULE_06.PRT	SIZE	A
DRAWING FILENAME	M02531AA_DC_06B.PRT		

MINI-COM BAS CONNECTOR MODULE
CUSTOMER DRAWING

NETWORK SYSTEMS
SEP 14 2006
ENGINEERING DEPT



THIRD ANGLE PROJECTION

ALL DIMENSIONS ARE GIVEN IN INCHES, UNLESS OTHERWISE SPECIFIED.

DIMENSIONAL TOLERANCES ARE:
 (.X) ± (.XXX) ± .010(.3)
 (.XX) ± .031(.8) ANGLES ±

1.1. NUMBER	N/A
PRODUCT SPEC	N/A
WORK INSTRUCTION	N/A
SCALE	NONE

REV	DATE	BY	CHK	DESCRIPTION	ECN	R	CUST	SUP	OTH
1	9-12-06	JsP	REFR	A. REVISED ORIENTATION OF MODULE TO SHOW MORE DETAIL OF SCREW TERMINALS.	02531-04	REFR	REFR		
R	3-31-06	JsP	REFR	RELEASED TO PRODUCTION	02531-04	REFR	REFR	REFR	

DRAWN BY	JsP
DATE	3-31-06
CHK'D	REFR
MATERIAL:	MODULE: V-0 ABS CONNECTORS: PBT

PART NO.	CMBS485**
DRAWING NO.	02531-04