


specifications

SC Fiber Optic Adapters shall be compliant with TIA FOCIS-3. Each simplex SC adapter shall connect one SC connector pair in one module space. Each duplex SC adapter shall connect two SC connector pairs in two module spaces. All SC adapters and adapter modules are available with phosphor bronze or zirconia ceramic split sleeves and can be used for singlemode or multimode applications.



PANDUIT

NETWORK CONNECTIVITY GROUP

SPEC SHEET

SC Fiber Optic Adapter

technical information

Split sleeve material:	Phosphor bronze or zirconia ceramic
Insertion loss:	0.10dB typical* (multimode), 0.15dB typical* (singlemode); supports the performance of FOCIS-3 compliant connectors/patch cords
Return loss:	Supports singlemode(>40dB for SPC and >55dB for UPC) and multimode(>20dB) connector polish performance

*PANDUIT® SC Connector/Adapter connection

key features and ...benefits

Robust design	Network reliability; exceeds requirements of TIA/EIA-568-B.3
FOCIS-3 compliant	Ensures intermatability with all FOCIS-3 compliant components
High glass transition temperature latch material (Tg>100°C)	Improved reliability; meets Telcordia GR-326-CORE, Issue 3; maintains latch integrity/geometry in high temperature environments
V-0 flammability rating on housing and inner latches	Meets Telcordia GR-326-CORE, Issue 3
Integrated retention clip	Improved mounting; clip automatically adjusts for FOCIS-3 compliant panel thickness variations, creating a snug fit to reduce rattles; no metal clips to become bent or damaged
Improved adapter protective cap design	Maximum protection from contamination; protective cap fully surrounds split sleeve opening
Choice of phosphor bronze or zirconia ceramic split sleeves	Provides an adapter split sleeve material option to fit specific network requirements
Q.C. number and split sleeve material laser marked on every adapter	Assures 100% traceability; quick and easy identification of split sleeve material; SC-P = Phosphor Bronze and SC-Z = Zirconia Ceramic
MINI-COM® module design	System flexibility; adapter modules can be used in all MINI-COM closet products and work area outlets
Adapters available in patch panels and fiber optic adapter panels (FAPs)	Provides a complete SC system solution
Adapter and module available in multiple colors	Allows color-coding for network segregation
Short flange design	Improved modularity and higher density usage

applications

PANDUIT SC Adapters can be used with MINI-COM modules, patch panels, faceplates and surface mount boxes for a complete SC system solution. SC adapters provide a robust solution for LANs, public networks,

storage area networks and fiber-to-the-desk applications. SC adapters can be mounted in high density applications within OPTICOM™ and OPTICOM HD™ enclosures.

installer tip

Before making connections, always clean adapter split sleeves and ferrule endfaces.
Always insert protective caps into unused ports to prevent contamination.

Visit our website at: www.panduit.com/ncg

SC Adapter Module with Phosphor Bronze Split Sleeves

Duplex:	CMDEISC**
Simplex:	CMSEISC**

Adapter color: Electric Ivory; to change adapter color substitute BU (Blue) for EI

SC Adapter Module with Zirconia Ceramic Split Sleeves

Duplex:	CMDBUSCZ**
Simplex:	CMSBUSCZ**

Adapter color: Blue; to change adapter color substitute EI (Electric Ivory) for BU

Multimode 900µm Tight-Buffered Fiber or 3mm Jacketed Cable

Black boot:	FSCMBL
Red boot:	FSCMRD

Singlemode 900µm Tight-Buffered Fiber or 3mm Jacketed Cable

Blue boot:	FSCSBU
-------------------	--------

SC/UPC Terminator (singlemode)

Simplex:	FTRM-SC1
-----------------	----------

Multimode Patch Cords

OPTI-PLUG™ duplex connector to SC:	F6D6P-3M‡
Simplex 900µm buffered SC pigtails:	F6B3-NM‡
Simplex SC to SC:	F6S3-3M‡
Duplex SC to SC:	F6D3-3M‡
Duplex ST to SC:	F6D2-3M‡
Duplex SC to FC:	F6D3-4M‡

Singlemode Patch Cords

OPTI-PLUG duplex connector to SC:	F9D6P-3M‡
Simplex 900µm buffered SC pigtails:	F9B3-NM‡
Simplex SC to SC:	F9S3-3M‡
Duplex SC to SC:	F9D3-3M‡
Duplex ST to SC:	F9D2-3M‡
Duplex SC to FC:	F9D3-4M‡

**Substitute for module color:
 EI = Electric Ivory
 BU = Blue
 WH = White
 BL = Black
 IW = Off White
 IG = International Gray

Please contact factory for additional patch cord configurations and custom lengths.
 ‡Available in standard lengths of 1, 2, 3 and 10 meters

SC Fiber Optic Adapter

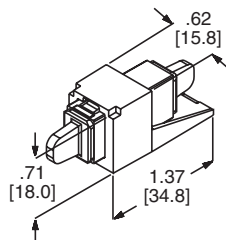
Standards Compliant Performance*

TIA 455	ISO/IEC 874-1	Description	Test Procedure and TIA/EIA-568-B.3 Required Performance	Performance
1	--	Flex	100 cycles; -180 to 180 degrees; max. insertion loss 0.75dB, min. return loss 20dB (MM), 26dB (SM)	< 0.1dB additional loss
2	4.5.11	Impact	8 drops from 1.8m; max. insertion loss 0.75dB, min. return loss 20dB (MM), 26dB (SM)	< 0.1dB additional loss
4	4.5.18	High Temperature	4 days at 60°C followed by post-conditioning FOTP-6; max. insertion loss 0.75dB, min. return loss 20dB (MM), 26dB (SM)	< 0.1dB additional loss
5	4.4.19	Humidity	4 days at 90-95% RH and 40°C; max. insertion loss 0.75dB, min. return loss 20dB (MM), 26dB (SM), max. change during test 0.4dB	< 0.1dB additional loss
6	4.5.4	Cable Retention	11.24 lbs. at 0 degrees, 4.4 lbs. at 90 degrees; max. insertion loss 0.75dB, min. return loss 20dB (MM), 26dB (SM), max. additional loss 0.5dB	< 0.1dB additional loss
21	4.5.32	Durability	500 mate/unmate cycles; max. insertion loss 0.75dB, min. return loss 20dB (MM), 26dB (SM)	< 0.1dB additional loss
34	4.4.7	Insertion Loss	max. insertion loss 0.75dB, min. return loss 20dB (MM), 26dB (SM)	0.10dB typical (MM), 0.15dB typical (SM)
36	4.5.5	Twist	10 cycles; 2.5 cw, 5 ccw, 2.5 cw; max. insertion loss 0.75dB, min. return loss 20dB (MM), 26dB (SM)	< 0.1dB additional loss
107	--	Return Loss	20dB minimum (MM), 26dB minimum (SM)	>20dB (MM), >40dB (SM)
185	4.5.6	Coupling Strength	7.4 lbs. at 0 degrees; max. insertion loss 0.75dB, min. return loss 20dB (MM), 26dB (SM)	< 0.1dB additional loss
188	4.5.17	Low Temperature	4 days at 0°C; max. insertion loss 0.75dB, min. return loss 20dB (MM), 26dB (SM), max. change during test 0.3dB	< 0.1dB additional loss

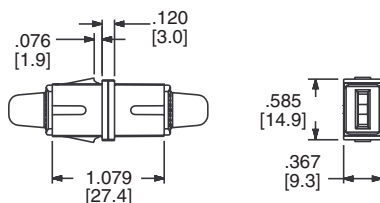
*PANDUIT® SC Connector/Adapter connection

NOTE: Multimode tests performed at 850 and 1300nm. Singlemode test performed at 1310 and 1550nm.

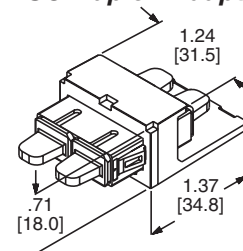
MINI-COM® SC Simplex Adapter Module



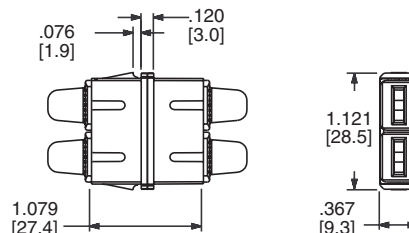
SC Simplex Adapter



MINI-COM SC Duplex Adapter Module



SC Duplex Adapter



Dimensions are in inches (Dimensions in brackets are in millimeters)

Our products are warranted to be free from defects in material and workmanship at the time of sale but our obligation under this warranty is limited to the replacement of any product proved to be defective within 6 months (for product) or 90 days (for tools) from the date of delivery. Tool warranty is void if Panduit tools are modified, altered or misused in any way. Use of Panduit tooling with any product other than the specified Panduit products for which the tool was designed, constitutes misuse. Before using, user shall determine the suitability of the product for his intended use and user assumes all risk and liability whatsoever in connection therewith.

This warranty is made in lieu of and excludes all other warranties, expressed or implied. THE IMPLIED WARRANTIES OF MERCHANTABILITY AND FITNESS FOR A PARTICULAR USE ARE SPECIFICALLY EXCLUDED. Neither seller nor manufacturer shall be liable for any other injury, loss or damage whether direct or consequential, arising out of the use of, or the inability to use, the product.

The information contained in this literature is based on our experience to date and is believed to be reliable. It is intended as a guide for use by persons having technical skill at their own discretion and risk. We do not guarantee favorable results or assume any liability in connection with its use. Dimensions contained herein are for reference purposes only. For specific dimensional requirements consult the factory. This publication is not to be taken as a license to operate under, or a recommendation to infringe any existing patents. This supersedes and voids all previous literature, etc.



WORLD HEADQUARTERS
PANDUIT CORP.
Tinley Park, Illinois, USA
Phone: 888-506-5400, ext. 6914
708-532-1800, ext. 6914
Fax: 708-460-2897
Email: info@panduit.com
Internet: www.panduit.com/hcg

**For Pricing and Further Information —
Contact your local authorized
PANDUIT PAN-NET™ Distributor or Sales Office**

PANDUIT CANADA
Div. of PANDUIT CORP.
Markham, Ontario
Phone: 905-475-6922

EUROPEAN HEADQUARTERS
PANDUIT EUROPE LTD.
London, UK
Phone: 44(0) 208-601-7200

ASIAN HEADQUARTERS
PANDUIT SINGAPORE PTE. LTD.
Republic of Singapore
Phone: (65) 379 6700

PANDUIT CORP.
Japan Branch
Phone (81) (3) 3767-7011

PANDUIT MEXICO/LATIN AMERICA
& CARIBBEAN
Phone: (52) 3 666-2501

PANDUIT (AUST.) PTY. LTD.
Phone: (61) 3-9794 9020