

Search Results

Evaluate

- Advertisements
- PDFPANELMAX DIN.
- FAQ's
- Line Cards
- PDFAchieve Pane ..
- Press Releases
- Panduct Pane..
- Product Bulletins
- PDFPANELMAX DIN.
- Videos
- WMV-DIN Rail Duc

Design a Solution

- Catalog Cut Sheet
- PDFDRD22LG6 Pro
- Part Drawings
- DWG-Rail Duct 2x ..
- PDFRail Duct 2x
- DXF-Rail Duct 2x

How to Buy


- Bill of Material
- Favorite Products List
- Locate Distributor

Install & Maintain

- Installation Instructions
- PDFRW254 PanelM.


Home > Products Overview > Search Results >

Current refinements (click  to remove) Search Tips

 Text Search: 'DRD22LG6'


Your search criteria matched only one product, shown below

DRD22LG6



- Space saving design positions DIN rail and components off the panel directly above an integrated wire management channel for up to a 30% smaller footprint for duct and components; increased design flexibility and component access for easier installation and maintenance
- DIN rail and DIN component compatible with standard 35mm or 15mm rails and many DIN rail mount components for design flexibility
- Integrated DIN rail fastening slot allows the DIN rail to mount directly to product with plastic thread cutting screws for up to 40% faster duct and rail installation and reduced labor costs
- Hinged cover remains attached during maintenance and upgrades preventing lost covers, ensuring panel integrity, safety and aesthetics; L-shaped cover acts as ledge to aid wire installation for ease of use
- Slotted platform (horizontal) manage the wire from channel mounted components, outer sidewall slots (vertical) manage wire from adjacent panel mounted components; unique finger and slot progression for optimal wire management and aesthetics

- Channel pass through slots allows wires to transition internally between channels to ease wire connections to either side of components mounted on the same rail minimizing wire length and reducing material cost
- Optional wire retainer accessory retains cabling with cover opened or removed easing wire installation and future wire additions

Part Number	DRD22LG6
RoHS Compliancy Status	Compliant
Part Description	2" height PanelMax™ DIN Rail Wiring Duct with dual wiring channels. Base, covers, and DIN rail fasteners included. Light Gray.
Product Type	Type DRD DIN Rail Wiring Duct
Material	Lead-Free PVC
Color	Light Gray
CSA Certified	Yes
UL Recognized (File No. E147128)	Yes
Height (In.)	2.15
Length (ft.)	6
Length (m)	1.8
Width (In.)	6.25
Duct Size W x H (In.)	6.25 x 2.15
Duct Size W x H (mm)	159mm x 55mm
Mounting Method	Standard Mounting Holes
Pricing Description	2" Height PanelMax DIN Wiring Duct (base, cover, rail fasteners)
Slot Width (In.)	0.31
Slot Width (mm)	8
Cover Part Number	DRDC2LG6
Min. Order UOM	FT
Min. Order Qty.	6
BOM Qty. (# of Pkgs.)	<input type="text" value="0"/>
Add to Favorite Product List	

Please [register](#) to utilize the 'Bill of Materials', 'Submit Quotes' and 'Favorite Product List' features.