


LC Fiber Optic Connectors

specifications

LC small form factor (SFF) field polish connectors with rear pivot latch are TIA/EIA-604 FOCIS-10 compatible. LC simplex and duplex connectors are field terminable. The fibers shall terminate in 1.25mm ceramic ferrules with non-optical disconnect functionality and an average insertion loss of .1dB per mated pair for multimode and singlemode fiber.



technical information

| | |
|--------------------------------|---|
| Standards requirements: | TIA/EIA-604 FOCIS-10 compatible; exceeds TIA/EIA-568-B.3 requirements |
| Fiber compatibility: | 62.5/125µm OM1, 50/125µm OM2, 10Gig™ 50/125µm laser optimized OM3 and 9/125µm OS1 |
| Fiber cable type: | 900µm tight-buffered cable recommended |
| Fiber cable size: | 1.6mm – 2.0mm jacketed cable |
| Ferrule type: | Zirconia ceramic ferrule |
| Insertion loss: | .1dB average (multimode and singlemode) |
| Return loss: | >20dB (multimode), >40dB (singlemode) |

key features and benefits

| | |
|---|--|
| Rear pivot latch design, robust construction | Longer beam reduces deflection during mating and unmating to reduce latch fatigue, leading to longer cycle life |
| Anti-s snag latch | Low profile latch resists cable snagging |
| Wide “positive grip” thumb latch | Multi-grooved, full body width thumb latch improves grip for better control during matings/unmatings; promotes fast, easy MACs (moves, adds, changes) in high-density applications |
| Audible “click” upon successful mating | Provides user with a definitive signal of successful connector mating |
| Field installable duplex clip with integrated polarity markers | Allows fast, easy field polarity changes without tools; quick identification of polarity |
| One connector body design for both simplex and duplex applications | A single connector design is used for both simplex and duplex patch cords and inside the wall applications to simplify installation |
| Protective cap locks onto connector latch with audible “click” | Protective cap automatically locks onto connector latch, completely covering connector end; prevents ferrule end face damage by providing protection from contamination and impact |
| Anaerobic adhesive field installation | Simplifies and reduces installation time by 50% compared to heat cured epoxy terminations; curing oven/time not required |
| Rugged body construction | Stable performance under side loads for improved reliability |
| Independent free-floating ferrules | Ensures physical fiber contact for consistent low return loss, unlike unitary multi-fiber ferrule connectors |
| 1.25mm ceramic ferrules | Provide the highest durability for repeated matings |

applications

PANDUIT LC Fiber Optic Connectors provide a rugged solution for high-density telecommunication rooms, LANs, public networks and fiber-to-the-desk applications. LC simplex and duplex connectors are used for equipment cross-connects or interconnects in backbone, horizontal and work

area applications for high-speed data transmissions. The high-density design and 1.25mm ferrules double the port density (compared to SC connectors) to reduce space requirements on racks, enclosures, panels and faceplates.

*MTP is a registered trademark of US Conec Ltd.

www.panduit.com

LC Simplex Fiber Optic Connectors for 900µm Buffered Fiber and 1.6mm – 2.0mm Jacketed Cable

| | |
|--------------------|---------|
| Multimode: | FLCSMEI |
| Singlemode: | FLCSSBU |

LC Duplex Fiber Optic Connectors for 1.6mm – 2.0mm Jacketed Cable

| | |
|--------------------|---------|
| Multimode: | FLCDMEI |
| Singlemode: | FLCDSBU |

LC Duplex Fiber Optic Connectors for 900µm Buffered Fiber

| | |
|--------------------|------------|
| Multimode: | FLCDM900EI |
| Singlemode: | FLCDS900BU |

LC Sr./Jr. SFF Fiber Optic Adapters

| | |
|--------------------------------|-------------|
| Duplex MM: | FADJLCEI-L |
| Duplex 10Gig™: | FADJLCAQ-L |
| Duplex 10Gig™ (zirc.): | FADJLCZAQ-L |
| Simplex 10Gig™ (zirc.): | FASJLCZAQ-L |
| Duplex SM (zirc.): | FADJLCZBU-L |
| Simplex SM (zirc.): | FASJLCZBU-L |

L = Bag of 50 adapters; 100 per carton.
For Sr./Sr., replace J in part number with S.

MINI-COM® Sr./Jr. LC Adapter Modules

| | |
|-------------------------------|-------------|
| Duplex MM: | CMDJLC** |
| Duplex 10Gig™: | CMDJAQLCBL |
| Duplex 10Gig™ (zirc.): | CMDJAQLCZBL |
| Duplex SM (zirc.): | CMDJLCZ** |

For Sr./Sr., replace J in part number with S.

OPTICOM® LC Fiber Adapter Panels

| | |
|-------------------------------|-------------|
| 6 duplex 10Gig™: | FAP6WAQDLQZ |
| 6 duplex MM: | FAP6WEIDLQ |
| 6 duplex SM (zirc.): | FAP6WBUDLCZ |
| 12 duplex MM: | FAP12WEIDLQ |
| 12 simplex SM (zirc.): | FAP12WBULCZ |

OPTICOM® QUICKNET™ Pre-Terminated MTP* Cassettes

| | |
|-------------------------------|----------|
| 6 LC to MTP* (12f): | FC^12-10 |
| 12 LC to 2 MTP* (24f): | FC^24-10 |

OPTI-CORE® Fiber Optic Patch Cords

| | |
|-------------------------------|------------|
| Duplex LC to LC: | F^E10-10M‡ |
| Simplex LC to LC: | F^F10-10M‡ |
| Simplex LC to pigtail: | F^B10-NM‡ |

LC Termination Tooling

| | |
|------------------------------|------------|
| 110V termination kit: | FLPKIT |
| 230V termination kit: | FLPKIT-W |
| Refurbishment kit: | FLPKIT-RFB |

HD Connector Removal Tool

| | |
|-----------------------|-------|
| For LC and SC: | HDCRT |
|-----------------------|-------|

**Substitute for module color:

| | |
|-------------------------|---------------|
| EI = Electric Ivory | BU = Blue |
| IG = International Gray | WH = White |
| TG = Technical Gray | BL = Black |
| AW = Arctic White | W = Off White |
| EW = European White | |

^Substitute for fiber type:

X (OM3 – 10Gig™ 50/125µm), 5 (OM2 – 50/125µm), 6 (OM1 – 62.5/125µm) or 9 (OS1 – 9/125µm).

‡Substitute for length in meters: 1, 2, 3, 5 or 10 for patch cords, and 1, 2 or 3 for pigtails; singlemode patch cords are also available in 12, 15, 25 or 30 meter lengths. Contact Customer Service for other available lengths.

LC Fiber Optic Connectors

performance information

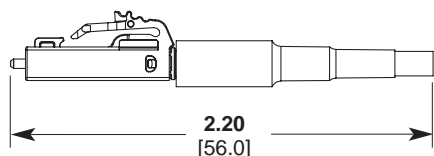
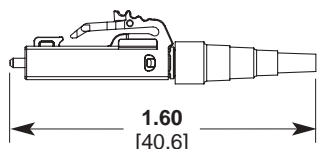
| Test Parameter | Description | Result |
|---|---|---|
| Qualification test suite (TIA/EIA-568-B.3 requirements) | Complete testing protocol per TIA/EIA-568-B.3 using TIA/EIA FOTPs that include mechanical, environmental and optical test sequences | Compliant; exceeds TIA/EIA-568-B.3 requirements |
| Connector intermatatability | Dimensional and material compliance to TIA/EIA standards | All connectors are FOCIS compatible with TIA/EIA-604-10 |

selection information

| Part Number | Connector Type | Cable Type | Fiber | Ferrule | Housing Color | Boot Color | Average Insertion Loss* | Return Loss |
|-------------|----------------|---|------------|------------------|----------------|----------------|-------------------------|-------------|
| FLCSMEI | Simplex | 900µm buffered fiber and 1.6mm – 2.0mm jacketed cable | Multimode | Zirconia Ceramic | Electric Ivory | Electric Ivory | .1dB | >20 |
| FLCDMEI | Duplex | 1.6mm – 2.0mm jacketed cable | | | | | | |
| FLCDM900EI | Duplex | 900µm buffered fiber | | | | | | |
| FLCSSBU | Simplex | 900µm buffered fiber and 1.6mm – 2.0mm jacketed cable | Singlemode | Zirconia Ceramic | Blue | Blue | .1dB | >40 |
| FLCDSBU | Duplex | 1.6mm – 2.0mm jacketed cable | | | | | | |
| FLCDS900BU | Duplex | 900µm buffered fiber | | | | | | |

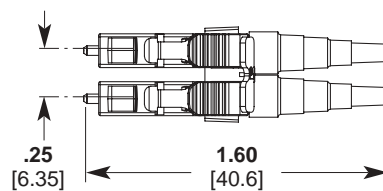
*All connector insertion loss values calculated from tests taken with precision launch jumper assemblies per TIA/EIA-FOTP-171.

LC Simplex Connectors For 900µm Fiber and 1.6mm – 2.0mm Jacketed Cable

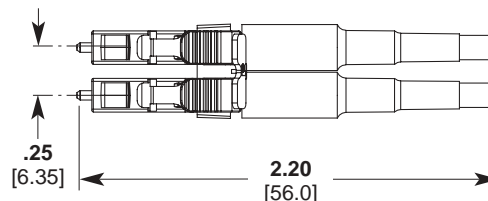


FLCSMEI, FLCSSBU

LC Duplex Connectors For 900µm Fiber or 1.6mm – 2.0mm Jacketed Cable



FLCDM900EI, FLCDS900BU



FLCDMEI, FLCDSBU

Dimensions are in inches [Dimensions in brackets are in millimeters].

WORLDWIDE SUBSIDIARIES AND SALES OFFICES

PANDUIT CANADA
Markham, Ontario
cs-cdn@panduit.com
Phone: 800.777.3300

PANDUIT EUROPE LTD.
London, UK
cs-emea@panduit.com
Phone: 44.20.8601.7200

PANDUIT SINGAPORE PTE. LTD.
Republic of Singapore
cs-ap@panduit.com
Phone: 65.6379.6700

PANDUIT JAPAN
Tokyo, Japan
cs-japan@panduit.com
Phone: 81.3.3767.7011

PANDUIT LATIN AMERICA
Jalisco, Mexico
cs-la@panduit.com
Phone: 52.333.666.2501

PANDUIT AUSTRALIA PTY. LTD.
Victoria, Australia
cs-aus@panduit.com
Phone: 61.3.9794.9020

For a copy of PANDUIT product warranties, log on to www.panduit.com/warranty



For more information
Visit us at www.panduit.com
Contact Customer Service by email: cs@panduit.com
or by phone: 800-777-3300 and reference FBSP13

©2005 PANDUIT Corp.
ALL RIGHTS RESERVED.
Printed in the U.S.A.
WW-FBSP13
Replaces SA-FBSP07
10/2005