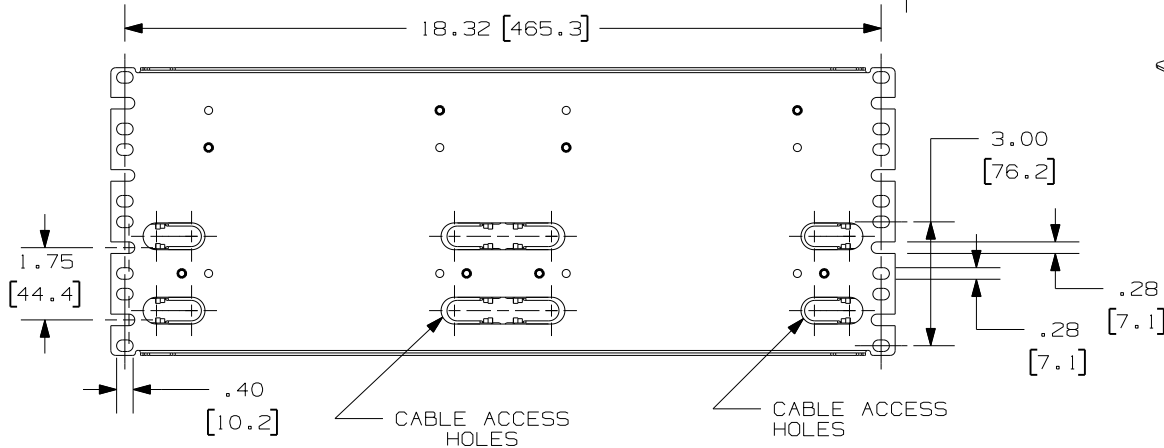
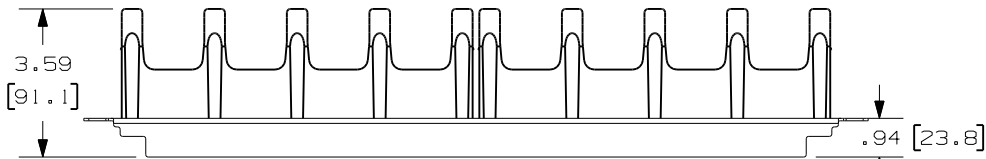
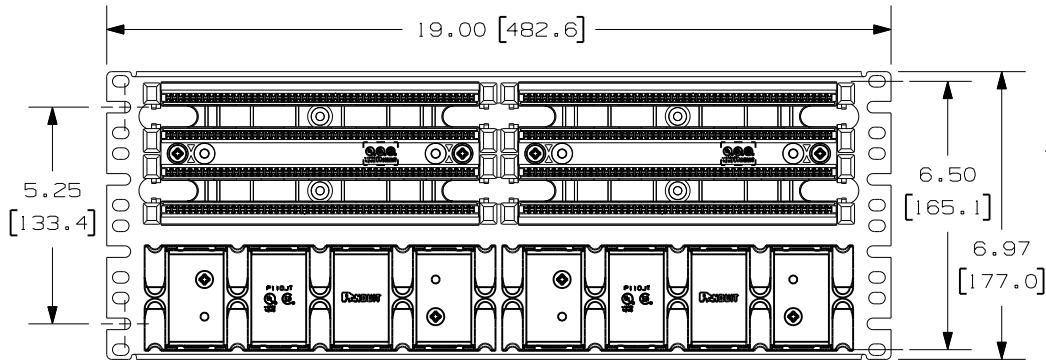
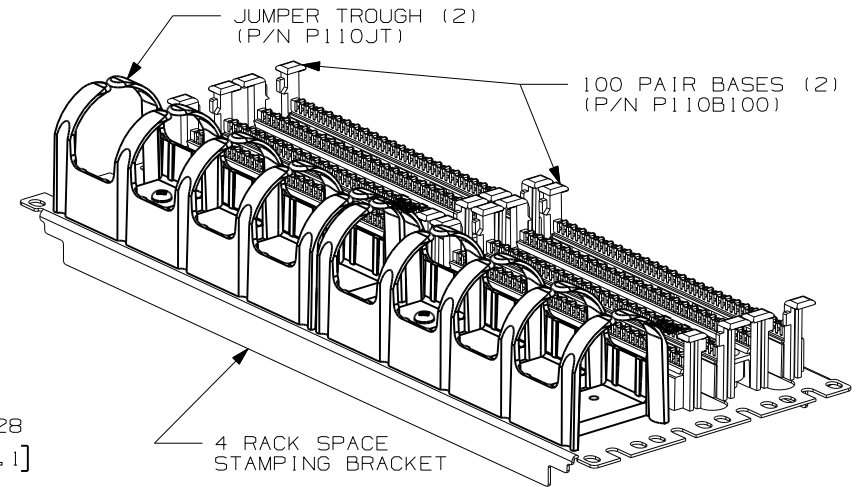


THIS COPY IS PROVIDED ON A RESTRICTED BASIS AND IS NOT TO BE USED IN ANY WAY DETRIMENTAL TO THE INTERESTS OF PANDUIT CORP.



110 WIRING BLOCK KIT					
PANDUIT PART NO.	CONNECTING BLOCK 4 PAIR	CONNECTING BLOCK 5 PAIR	LABEL HOLDER	LABEL	WEIGHT
P110B1004R4WJY	40	8	4	4	4.21 LB/ea (1913.6 g/ea)
P110B1005R4WJY	-	40	4	4	4.21 LB/ea (1913.6 g/ea)

- NOTES:
- SEE CURRENT CATALOG FOR ADDITIONAL PART NUMBER SUFFIXES TO INDICATE PACKAGE QUANTITY.
  - STAMPING ASSEMBLY IS DESIGNED FOR 19" RACK MOUNT APPLICATIONS.
  - 110 BASES AND TROUGHS ARE PRE-ASSEMBLED TO PANEL. (4) #12 MOUNTING SCREWS AND (4) METRIC M6x1x15MM SCREWS ARE ALSO PROVIDED FOR RACK MOUNTING.
  - A 110 WIRING BLOCK KIT IS ALSO INCLUDED WITH EACH ASSEMBLY (SEE CHART).
  - DIMENSIONS IN BRACKETS ARE IN METRIC.



MODEL FILENAME	D35735AB_96ASSY_04	SIZE	A
DRAWING FILENAME	M02479NG_DC346_00B.PRT		

TITLE 110 RACK MOUNTABLE BASE & JUMPER TROUGH WITH 4/5 PAIR CONNECTOR KIT CUSTOMER DRAWING

**PANDUIT**™  
CORP.  
TINLEY PARK, ILL 60477

ALL DIMENSIONS ARE GIVEN IN INCHES, UNLESS OTHERWISE SPECIFIED.  
DIMENSIONAL TOLERANCES ARE:  
(.X) ± (.XXX) ±  
(.XX) ± (ANGLES) ±

THIRD ANGLE PROJECTION	DRAWN BY NER	REVIEW DRAWING NUMBERS	I.T. NUMBER
	DATE 3-24-06		PRODUCT SPEC
	CHK'D WJC	MAT'L TROUGH & BASES (POLYCARBONATE) PANEL (C.R.S. 16 GAUGE)	WORK INSTRUCTION
			SCALE NONE
			PART NO. SEE CHART
			DRAWING NO. 02479-346

REV	DATE	BY	CHK	DESCRIPTION	ECN	R	CUST	SUP	OTH
I	7-12-07	BJN	WFM	A. QTY 40 WAS 20, 8 WAS & 4 WAS 2	02479-346		REGA		
R	3-24-06	NER	WJC	RELEASED TO PRODUCTION	02479-346		RMD		