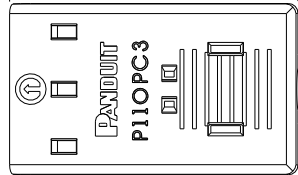
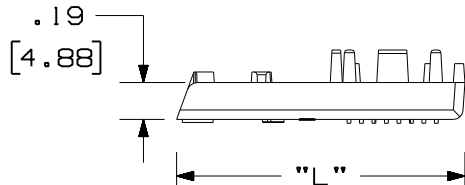
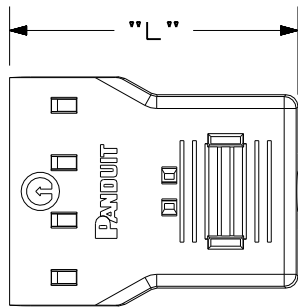


THIS COPY IS PROVIDED ON A RESTRICTED BASIS AND IS NOT TO BE USED IN ANY WAY DETRIMENTAL TO THE INTERESTS OF PANDUIT CORP.

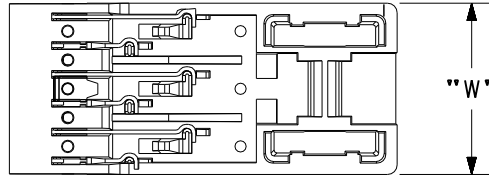
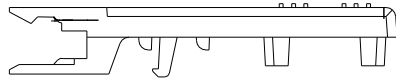
### 3 PAIR CONNECTOR DISPLAYED



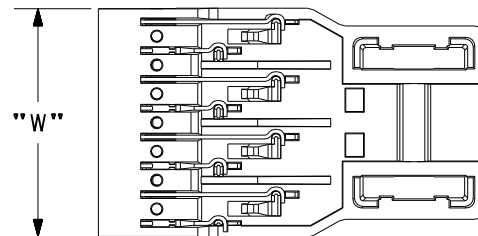
TOP HALF  
1, 2, 3 PAIR



TOP HALF  
4 PAIR



BOTTOM HALF  
1, 2, 3 PAIR

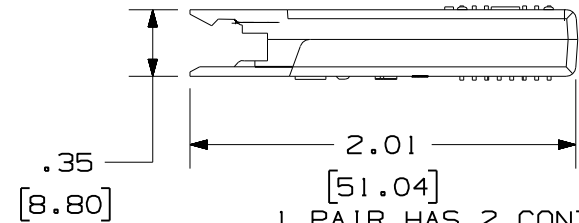


BOTTOM HALF  
4 PAIR

PANDUIT P/N	WEIGHT	"L"	"W"
P110PC1-XY	.05 LB/10 PCS (23 g/10 PCS)	1.50 (38.14)	.29 (7.66)
P110PC2-XY	.11 LB/10 PCS (49 g/10 PCS)	1.50 (38.14)	.59 (14.98)
P110PC3-XY	.15 LB/10 PCS (70 g/10 PCS)	1.50 (38.14)	.89 (22.66)
P110PC4-XY	.21 LB/10 PCS (93. g/10 PCS)	1.50 (38.14)	1.19 (30.29)

NOTES:

1. SEE CURRENT CATALOG FOR ADDITIONAL PART NUMBER SUFFIXES TO INDICATE COLOR AND OR PACKAGE QUANTITY.
2. SEE CATALOG FOR A COMPLETE LIST OF PARTS APPLICABLE FOR USE WITH THIS PART.
3. DIMENSIONS IN PARENTHESES ARE IN METRIC.
4. CAP(TOP HALF) IS CLEAR.
5. MATERIAL:  
HOUSING- PC  
CONTACT- PLATED PHOSPHOR BRONZE



- 1 PAIR HAS 2 CONTACTS
- 2 PAIR HAS 4 CONTACTS
- 3 PAIR HAS 6 CONTACTS
- 4 PAIR HAS 8 CONTACTS

CAD FILENAME/LAYERS M02479JP\_DC252\_00A

**PANDUIT** CORP. TINLEY PARK, ILLINOIS  
1 PAIR, 2 PAIR, 3 PAIR, & 4 PAIR  
PATCH CORD CONNECTORS  
CUSTOMER DRAWING

UNLESS OTHERWISE SPECIFIED,  
DIMENSIONAL TOLERANCES ARE:  
(.X) ± (.XXX) ±.010(.3)  
(.XX) ±.03(.8) ANGLES ±

UNLESS OTHERWISE SPECIFIED,  
ALL DIMENSIONS ARE GIVEN  
IN INCHES, THIRD ANGLE PROJECTION.

DRAWN BY LZ

MAT'L:

SCALE NONE

DATE 3-18-06

SEE NOTES

DRAWING NO. 02479-252

DWG SIZE A

REV	DATE	BY	CHK	DESCRIPTION	ECN	CHK	CUST	SUP
R	3-18-06	LZ		RELEASED TO PRODUCTION.	02479-252			