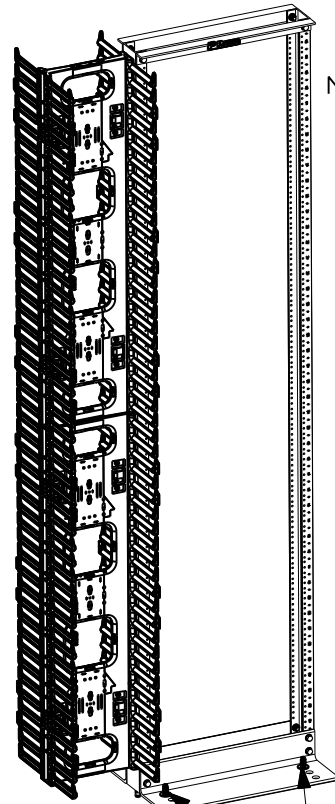
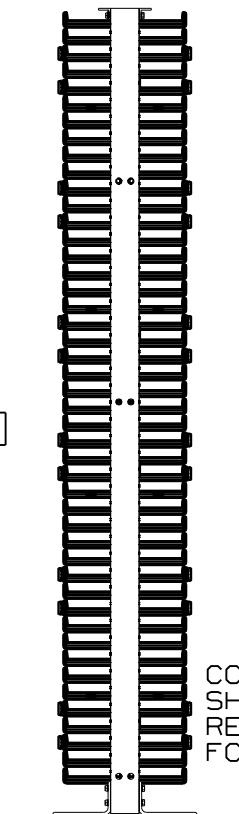
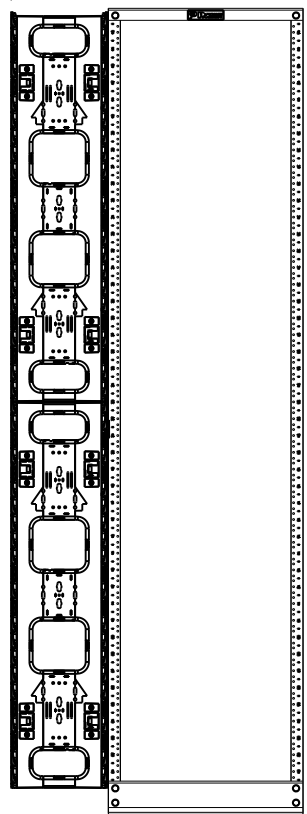
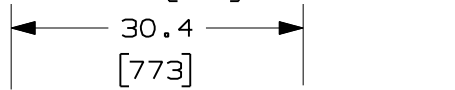
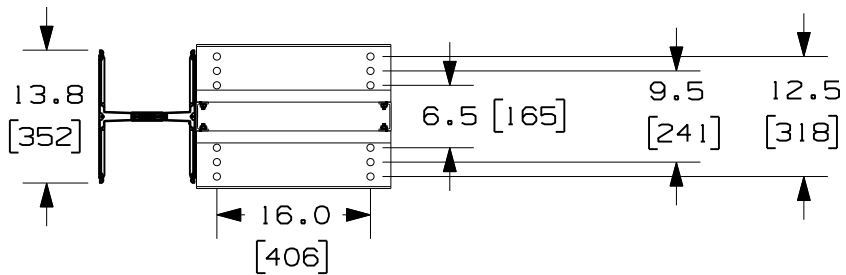


THIS COPY IS PROVIDED ON A RESTRICTED BASIS AND IS NOT TO BE USED IN ANY WAY DETRIMENTAL TO THE INTERESTS OF PANDUIT CORP.



CONCRETE STUD ANCHORS SHOWN IN PANDUIT RECOMMENDED PLACEMENT FOR INSTALLATION

PANDUIT P/N	WEIGHT
RNRV10	47.7 LBS/EACH 21.7 Kg/EACH

NOTES:

- VISIT OUR ON-LINE CATALOG AT WWW.PANDUIT.COM FOR A CURRENT LIST OF PRODUCTS APPLICABLE FOR USE WITH THIS PART.
- COMPONENTS:
1- STANDARD 19" RACK
1- 45 RU NETRUNNER 10" HIGH CAPACITY DUAL SIDED VERTICAL MANAGER
1- BAG OF (4) CONCRETE STUD ANCHORS
- DIMENSIONS IN PARENTHESIS ARE METRIC.
- CONCRETE STUD ANCHORS MAY BE INSTALLED IN ANY ROW, FRONT AND REAR.
- REFERENCE R2P AND NRV10 CUSTOMER DRAWINGS (LOCATED AT WWW.PANDUIT.COM) FOR ADDITIONAL INFORMATION REGARDING THIS CONTRACTOR PACK.

MODEL FILENAME	09V064AM/00.PRT
CAD FILENAME/LAYERS	09V064AM_DC/00A.PRT

PANDUIT CORP. TINLEY PARK, ILLINOIS
 CONTRACTOR PACK WITH STANDARD RACK AND 45RU NETRUNNER 10" HIGH CAPACITY DUAL SIDED VERTICAL MANAGER (RNRV10)
 CUSTOMER DRAWING

UNLESS OTHERWISE SPECIFIED, DIMENSIONAL TOLERANCES ARE:
 UNLESS OTHERWISE SPECIFIED, ALL DIMENSIONS ARE GIVEN IN INCHES, THIRD ANGLE PROJECTION.

DRAWN BY BAME	MAT'L: VERTICAL MGR-ABS COVERS-PVC RACK-ALUMINUM	SCALE NONE
DATE 10-28-10	CHK'D NAGL	DRAWING NO. 09V064AM-DC
		DWG A SIZE

REV	DATE	BY	CHK	DESCRIPTION	ECN	R	CUST	SUP	OTH
OOA	10-28-10	BAME	NAGL	DRAWING RELEASED	09V064AM-DC				