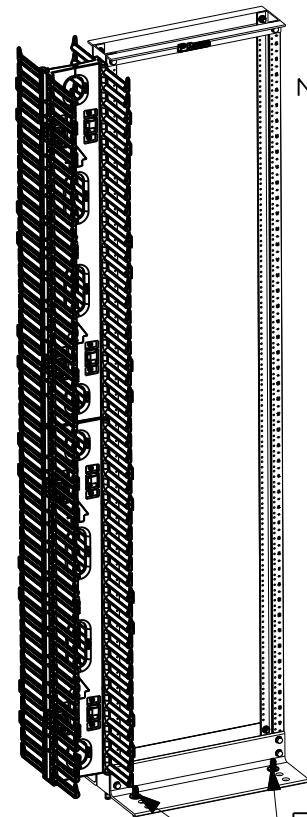
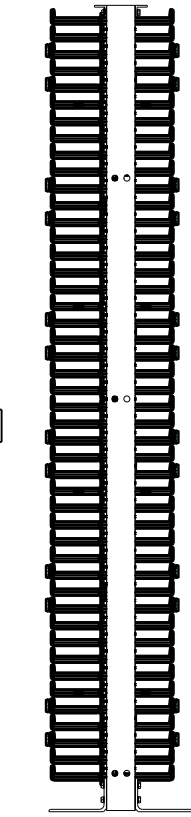
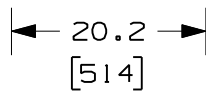
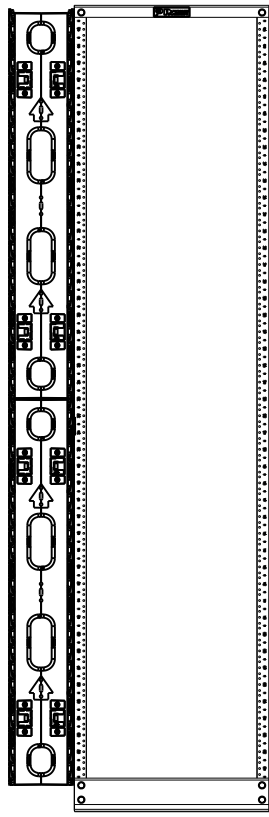
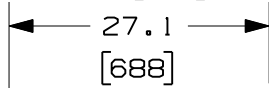
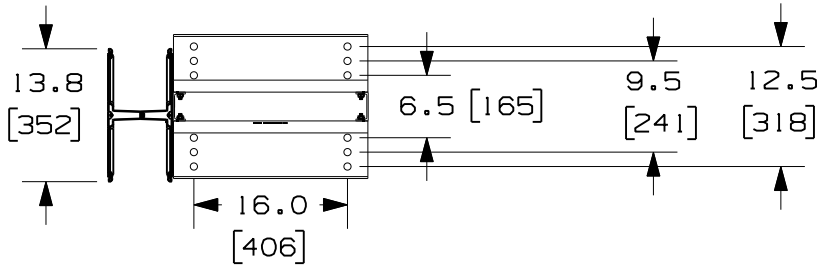


THIS COPY IS PROVIDED ON A RESTRICTED BASIS AND IS NOT TO BE USED IN ANY WAY DETRIMENTAL TO THE INTERESTS OF PANDUIT CORP.



CONCRETE STUD ANCHORS SHOWN IN PANDUIT RECOMMENDED PLACEMENT FOR INSTALLATION

PANDUIT P/N	WEIGHT
RNRV6	45.7 LBS/EACH 20.8 Kg/EACH

- NOTES:
- VISIT OUR ON-LINE CATALOG AT WWW.PANDUIT.COM FOR A CURRENT LIST OF PRODUCTS APPLICABLE FOR USE WITH THIS PART.
 - COMPONENTS:
1- STANDARD 19" RACK
1- 45 RU NETRUNNER HIGH CAPACITY DUAL SIDED VERTICAL MANAGER
1- BAG OF (4) CONCRETE STUD ANCHORS
 - DIMENSIONS IN PARENTHESIS ARE METRIC.
 - CONCRETE STUD ANCHORS MAY BE INSTALLED IN ANY ROW, FRONT AND REAR.
 - REFERENCE R2P AND NRV6 CUSTOMER DRAWINGS (LOCATED AT WWW.PANDUIT.COM) FOR ADDITIONAL INFORMATION REGARDING THIS CONTRACTOR PACK.

MODEL FILENAME	09V064AL/00.PRT
CAD FILENAME/LAYERS	09V064AL_DC/00A.PRT
PANDUIT CORP. TINLEY PARK, ILLINOIS	
CONTRACTOR PACK WITH STANDARD RACK AND 45RU NETRUNNER HIGH CAPACITY DUAL SIDED VERTICAL MANAGER (RNRV6) CUSTOMER DRAWING	

UNLESS OTHERWISE SPECIFIED, DIMENSIONAL TOLERANCES ARE:
UNLESS OTHERWISE SPECIFIED, ALL DIMENSIONS ARE GIVEN IN INCHES, THIRD ANGLE PROJECTION.

REV	DATE	BY	CHK	DESCRIPTION	ECN	R	CUST	SUP	OTH
OOA	10-28-10	BAME	NABL	DRAWING RELEASED	09V064AL-DC				

DRAWN BY BAME	MAT'L: VERTICAL MGR-ABS COVERS-PVC RACK-ALUMINUM	SCALE NONE
DATE 10-28-10	CHK'D NABL	DRAWING NO. 09V064AL-DC
		DWG SIZE A