


TX6A™ 10Gig™ Shielded Patch Cords

PANDUIT®

SPECIFICATION SHEET

specifications

Category 6A/Class E_A S/FTP patch cords shall be constructed of 26 AWG shielded twisted pair stranded copper cable with an enhanced performance shielded modular plug at each end. Patch cord cable shall be offered in multiple colored S/FTP cable for design flexibility with a black strain relief boot on each modular plug. All patch cords shall be compatible with both T568A and T568B wiring schemes.



technical information

Category 6A/ISO 11801 Class E_A channel performance tested to 500MHz:	Certified channel performance in a 4-connector configuration up to 100 meters and exceeds the requirement of ISO 11801 Class E _A Edition 2.1, IEEE 802.3an-2006 and ANSI/TIA-568-C.2 Category 6A standards for supporting 10GBASE-T transmission over copper twisted pair cabling when used as part of the Panduit® TX6A™ 10Gig™ Shielded Copper Cabling System
Cable diameter:	0.240 in. (6.1mm) nominal
FCC and ANSI compliance:	Meets all applicable ANSI/TIA-968-A requirements; contacts plated with 50 microinches of gold for superior performance
IEC compliance:	Meets IEC 60603-7
Flame rating:	Meets IEC 60332-1, IEC 60754-1, IEC 61034-2
UL rated:	UL 1863 approved
RoHS compliance:	Compliant
PoE compliance:	Meet requirements of IEEE 802.3at and IEEE 802.3af for PoE applications
Flammability rating:	CM/LSZH dual rated

key features and benefits

100% performance tested for wire map, NEXT, and return loss	Confidence that each patch cord delivers specified component level performance
Centered de-embedded plug	Performs in center of ANSI/TIA-568-C.2 component range, ensuring interoperability and optimum performance
Integral pair manager	Optimizes performance and consistency by reducing untwist at plug
Patented tangle-free latch	Prevents snags and provides easy release, saving time on frequent moves, adds and changes
Slender strain relief boot	Provides easy access in high-density applications
Flexible stranded cable	Copper cable made of 0.24 inch S/FTP stranded 26 AWG allows for high density applications and superior panel cable management
Identification	Provides identification of performance level, length, and quality control number for future traceability
Robust construction	Rated to 2500 mating cycles
Keyed version available	Color-specific keys with positive and negative keying features mechanically and visually distinguish connections to prevent unintentional mating with unlike keyed or non-keyed jack modules
Color bands (optional)	Snap onto cable, allowing additional color-coding options
RJ45 plug lock-in device (optional)	Secures plug into jack to prevent unauthorized removal of patch cord

applications

TX6A™ 10Gig™ Shielded Patch Cords are a component of the Panduit TX6A™ 10Gig™ Shielded Copper Cabling System. This end-to-end system provides a cost-effective medium for ensuring that network bandwidth needs are easily met today and tomorrow. This shielded cabling system provides high performance, excellent EMI suppression, and aids in secure data transmission. The Panduit solution helps ensure organizations efficiently and reliably meet their data transmission needs. With certified performance to the ISO 11801 Class E_A Edition 2.1,

IEEE 802.3an-2006 and ANSI/TIA-568-C.2 Category 6A standards, this system will support the following applications:

- Stacking switched and switch-to-switch links
- Aggregation of Gigabit Ethernet channels
- Streaming video
- Scientific modeling
- Storage area networks
- Real-time intensive financial transactions
- Animation
- Medical imaging

TX6A™ 10Gig™ Shielded Copper Cabling System

TX6A™ 10Gig™ Shielded Patch Cords*

Foot lengths: STP6X*1G
Meter lengths: STP6X**MIG

TX6A™ 10Gig™ Shielded Jack Module

Jack module: CJS6X88TGY

TX6A™ 10Gig™ Shielded Copper Cable – U/FTP

Plenum: PUFF6X04BU-UG^
Riser: PUFR6X04BU-UG^

TX6A™ 10Gig™ Shielded Copper Cable – S/FTP

LSZH: PSL7004DG-ED
LSZH: PUFL6X04WH-KD

Mini-Com® Angled All Metal Shielded Modular Patch Panels

24-port, 1 RU: CPA24BLY
48-port, 2 RU: CPA48BLY
72-port, 2 RU: CPA72BLY

Mini-Com® Flat All Metal Shielded Modular Patch Panels

24-port, 1 RU: CP24BLY
48-port, 2 RU: CP48BLY
72-port, 2 RU: CP72BLY

Tools and Accessories

Patch cord removal tool: PCRT1
Flashlight kit: KPCRT-FL
Patch cord band: PCBAND***-Q

Standard

RJ45 plug lock-in device: PSL-DCPLX^^

Recessed

RJ45 plug lock-in device: PSL-DCPLRX^^

*For lengths 3 to 20 feet (increments of one foot) and 25, 30, 35, 40 feet change the length designation in the part number to the desired length. For standard cable colors other than IG (International Gray) substitute IG with BL (Black), BU (Blue), GR (Green), RD (Red), YL (Yellow), OR (Orange), or VL (Violet) to the end of the part number. For example, the part number for a blue 15-foot patch cord is STP6X15BU.

**For lengths 0.5 to 10 meters (increments of 0.5 meter) and 1.5, 2.5, 15, 20, 25, 30, 35, 40 meters, change the length designation in the part number to the desired length. For standard cable colors other than IG (International Gray) substitute IG suffix with BL (Black), BU (Blue), GR (Green), RD (Red), YL (Yellow), OR (Orange), or VL (Violet) to the end of the part number. For example, the part number for a blue 15-meter patch cord is STP6X15MBU.

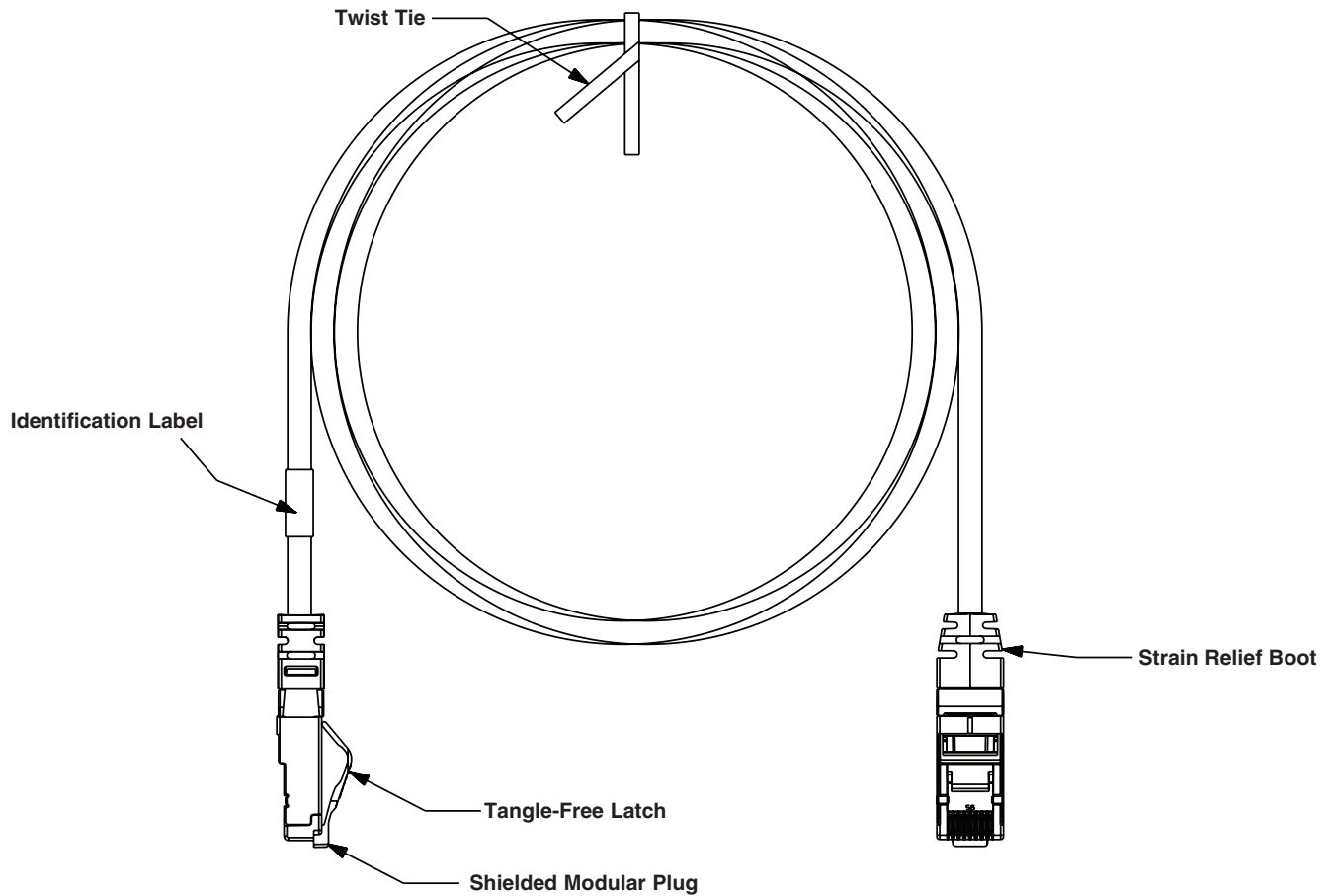
^For standard colors other than BU (Blue), replace BU (Blue) with WH (White), YL (Yellow), or IG (International Gray).

***To designate color, add suffix WH (White), EI (Electric Ivory), IG (International Gray), BL (Black), BU (Blue), RD (Red), YL (Yellow), GR (Green), OR (Orange), or VL (Violet) before the -Q in the part number. 25/package.

^^For colors other than Red, add -BL (Black), -BU (Blue), -GR (Green), -YL (Yellow), -OR (Orange), -IW (International White), or -IG (International Gray) to the end of the part number. 10/package. Add -C for bulk packages of 100.

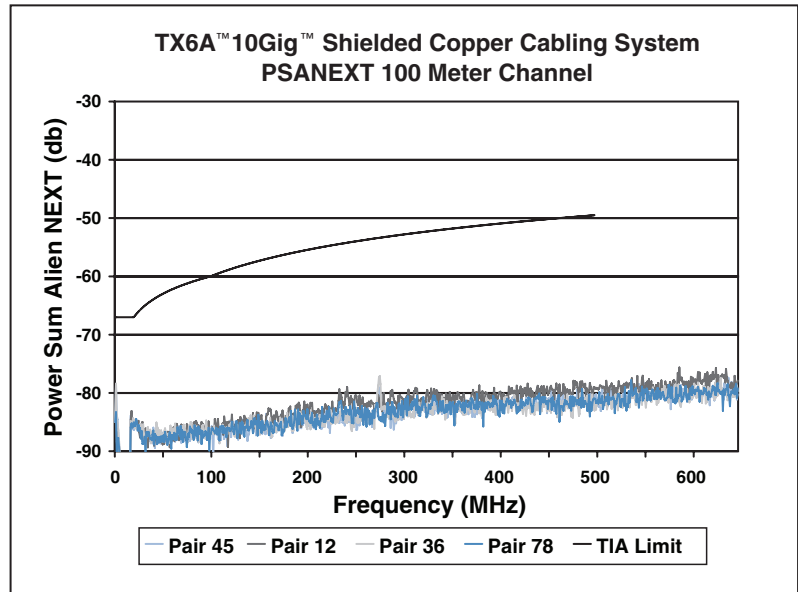
Contact customer service for keyed connectivity, bulk packaged jack modules, and patch cords.

TX6A™ 10Gig™ Shielded Patch Cords



T568B Wiring Scheme

Plug Position	Cable Wire
1	White/Orange
2	Orange
3	White/Green
4	Blue
5	White/Blue
6	Green
7	White/Brown
8	Brown



WORLDWIDE SUBSIDIARIES AND SALES OFFICES

PANDUIT CANADA
Markham, Ontario
cs-cdn@panduit.com
Phone: 800.777.3300

PANDUIT EUROPE LTD.
London, UK
cs-emea@panduit.com
Phone: 44.20.8601.7200

PANDUIT SINGAPORE PTE. LTD.
Republic of Singapore
cs-ap@panduit.com
Phone: 65.6305.7575

PANDUIT JAPAN
Tokyo, Japan
cs-japan@panduit.com
Phone: 81.3.6863.6000

PANDUIT LATIN AMERICA
Guadalajara, Mexico
cs-la@panduit.com
Phone: 52.33.3777.6000

PANDUIT AUSTRALIA PTY. LTD.
Victoria, Australia
cs-aus@panduit.com
Phone: 61.3.9794.9020

For a copy of Panduit product warranties, log on to www.panduit.com/warranty

For more information

Visit us at www.panduit.com

Contact Customer Service by email: cs@panduit.com
or by phone: 800-777-3300

PANDUIT®

©2014 Panduit Corp.
ALL RIGHTS RESERVED.
COSP360--WW-ENG
Replaces WW-COSP59
12/2015