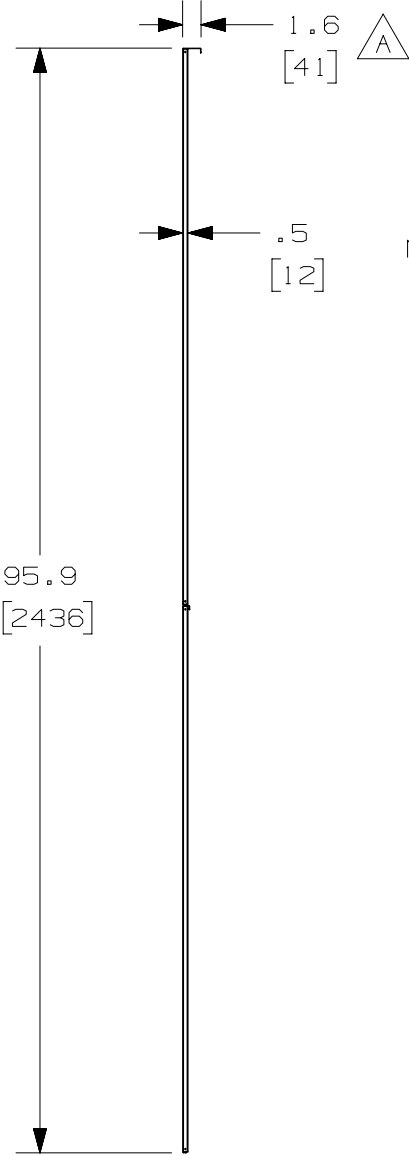
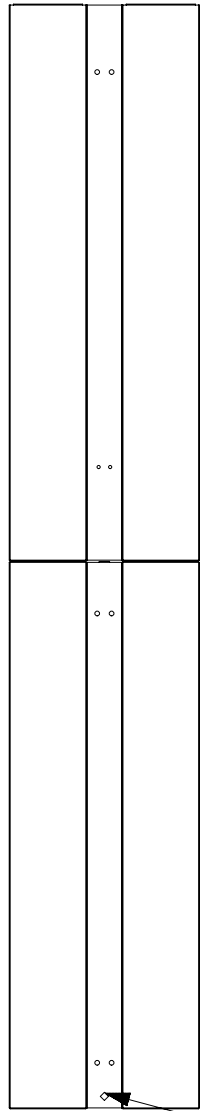


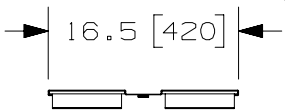
THIS COPY IS PROVIDED ON A RESTRICTED BASIS AND IS NOT TO BE USED IN ANY WAY DETRIMENTAL TO THE INTERESTS OF PANDUIT CORP.



PANDUIT P/N	WEIGHT
PR2VEP96 PR2VEP96WH	11.0 LBS/EACH 5.0 Kg/EACH

NOTES:

- VISIT OUR ON-LINE CATALOG AT [WWW.PANDUIT.COM](http://WWW.PANDUIT.COM) FOR A CURRENT LIST OF PRODUCTS APPLICABLE FOR USE WITH THIS PART.
- COMPONENTS:  
2- 8FT END PANEL SECTIONS  
1- HARDWARE MOUNTING KIT
- PR2VEP96 IS BLACK IN COLOR.  
PR2VEP96WH IS WHITE IN COLOR.
- DIMENSIONS IN PARENTHESIS ARE METRIC.



DIAMOND INDICATES  
BOTTOM OF PART

TITLE <b>VERTICAL END PANEL FOR 8FT PATCHRUNNER 2 VERTICAL MANAGERS</b>		<b>PANDUIT</b>
CUSTOMER DRAWING		
ITEM REVISION NAME <b>00072SGP/02</b>		
DATASET FILE NAME <b>00072SGP_DC/02A</b>		
UNLESS OTHERWISE SPECIFIED, DIMENSIONAL TOLERANCES ARE: IN ( mm )	MATERIAL: <b>STEEL</b>	
.X ± .XX ±	.XXX ± ANGLES ±	DRAWING NUMBER: <b>00072SGP-DC</b>
THIRD ANGLE PROJECTION		
DRAWN BY <b>BAME</b>	DATE <b>10-13-17</b>	CHK <b>KRKE</b>
SCALE <b>NONE</b>	SHT 1 OF 2	
SIZE <b>A</b>		

REV	DATE	BY	CHK	APR	DESCRIPTION	ECN
02A	4-1-19	RYB			A. WAS 1.47"	M09000JG
00A	10-13-17	BAME	KRKE	JEFK	DRAWING RELEASED	M09000GU

D10100DA/15

2

1

2

1

