

Printed-circuit board connector - PTCM 0,5/ 8-PL-2,5 WH - 1015458

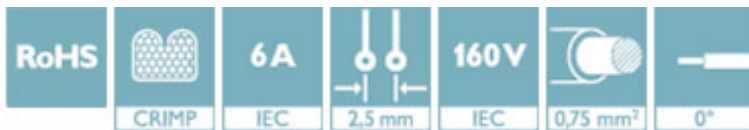
Please be informed that the data shown in this PDF Document is generated from our Online Catalog. Please find the complete data in the user's documentation. Our General Terms of Use for Downloads are valid (<http://phoenixcontact.com/download>)

PCB connector, nominal current: 6 A, rated voltage (III/2): 160 V, nominal cross section: 0.75 mm², number of positions: 8, pitch: 2.5 mm, connection method: Crimp connection, color: white, contact surface: Tin




Your advantages

- ✓ White design: Stable color when welding and during use
- ✓ High current carrying capacity of 6 A in very compact dimensions
- ✓ Intuitive locking mechanism prevents accidental disconnection
- ✓ Cost-effective connection of crimped conductors in large quantities
- ✓ Tools for manual and automatic crimping available as an option



Key Commercial Data

Packing unit	100 pc
GTIN	 4 055626 496627
GTIN	4055626496627

Technical data

Item properties

Brief article description	Printed-circuit board connector
Plug-in system	COMBICON COMPACT PTSM
Type of contact	Female connector
Range of articles	PTCM 0,5/...-PL
Pitch	2.5 mm
Number of positions	8
Connection method	Crimp connection
Number of levels	1
Number of connections	8
Number of potentials	8

Electrical parameters

Printed-circuit board connector - PTCM 0,5/ 8-PL-2,5 WH - 1015458

Technical data

Electrical parameters

Nominal current	6 A
Nom. voltage	160 V
Rated voltage	160 V
Rated voltage (III/2)	160 V
Rated voltage (II/2)	320 V
Rated surge voltage (III/3)	2.5 kV
Rated surge voltage (III/2)	2.5 kV
Rated surge voltage (II/2)	2.5 kV

Connection capacity

Connection method	Crimp connection
Conductor cross section flexible	0.14 mm ² ... 0.75 mm ² (Maximum external diameter of the insulation 1.9 mm)
Conductor cross section AWG / kcmil	26 ... 18 (Maximum external diameter of the insulation 1.9 mm)
Stripping length	4.1 mm ... 4.5 mm

Material data - contact

Note	WEEE/RoHS-compliant, free of whiskers according to IEC 60068-2-82/ JEDEC JESD 201
Contact material	Cu alloy
Surface characteristics	hot-dip tin-plated

Material data - housing

Insulating material	PA
Insulating material group	I
CTI according to IEC 60112	600
Flammability rating according to UL 94	V0
Glow wire flammability index GWFI according to EN 60695-2-12	850
Glow wire ignition temperature GWIT according to EN 60695-2-13	775
Temperature for the ball pressure test according to EN 60695-10-2	125 °C

Dimensions for the product

Length [l]	16.2 mm
Width [w]	14.46 mm
Height [h]	3.9 mm
Pitch	2.5 mm
Height (without solder pin)	3.9 mm

Packaging information

Type of packaging	packed in cardboard
Pieces per package	100
Denomination packing units	Pcs.

Ambient conditions

Ambient temperature (storage/transport)	-40 °C ... 70 °C
---	------------------

Printed-circuit board connector - PTCM 0,5/ 8-PL-2,5 WH - 1015458

Technical data

Ambient conditions

Ambient temperature (assembly)	-5 °C ... 100 °C
Ambient temperature (operation)	-40 °C ... 105 °C (dependent on the derating curve)

Termination and connection method

Mechanical tests according to standard

Test specification	IEC 61984
Visual examination	Test passed IEC 60512-1-1:2002-02
Dimensional test	Test passed IEC 60512-1-2:2002-02
Resistance of marking	Test passed IEC 60068-2-70:1995-12
Result	Test passed
Specification	IEC 60512-13-2:2006-02
No. of cycles	25
Insertion strength per pos. approx.	3 N
Withdraw strength per pos. approx.	2 N
Polarization and coding	Test passed IEC 60512-13-5:2006-02
Result	Test passed
Specification	IEC 60512-15-1:2008-05
Test force per pos.	20 N

Air clearances and creepage distances

Clearances and creepage distances	IEC 60664-1:2007-04
Specification	IEC 60664-1:2007-04
Minimum clearance - inhomogeneous field (III/3)	1.5 mm
Minimum clearance - inhomogeneous field (III/2)	1.5 mm
Minimum clearance - inhomogeneous field (II/2)	1.5 mm
Minimum creepage distance value (III/3)	2 mm
Minimum creepage distance value (III/2)	1.5 mm
Minimum creepage distance value (II/2)	1.6 mm

Current carrying capacity / derating curves

Specification	IEC 61984
---------------	-----------

Mechanical tests (A)

Test specification	IEC 61984
Insertion strength per pos. approx.	3 N
Withdraw strength per pos. approx.	2 N
Polarization when inserted requirement >20 N	Test passed
Contact holder in insert requirements >20 N	Test passed

Durability tests (B)

Specification	IEC 60512-9-1:2010-03
Contact resistance R ₁	2 mΩ
Insertion/withdrawal cycles	25

Printed-circuit board connector - PTCM 0,5/ 8-PL-2,5 WH - 1015458

Technical data

Durability tests (B)

Contact resistance R_2	2.1 mΩ
Impulse withstand voltage at sea level	2.95 kV
Power-frequency withstand voltage	1.39 kV
Insulation resistance, neighboring positions	> 0,4 TΩ

Climatic tests (D)

Specification	ISO 6988:1985-02
Cold stress	-55 °C/2 h
Thermal stress	105 °C/168 h
Corrosive stress	0.2 dm ³ SO ₂ on 300 dm ³ /40 °C/1 cycle
Impulse withstand voltage at sea level	2.95 kV
Power-frequency withstand voltage	1.39 kV

Environmental and durability tests (E)

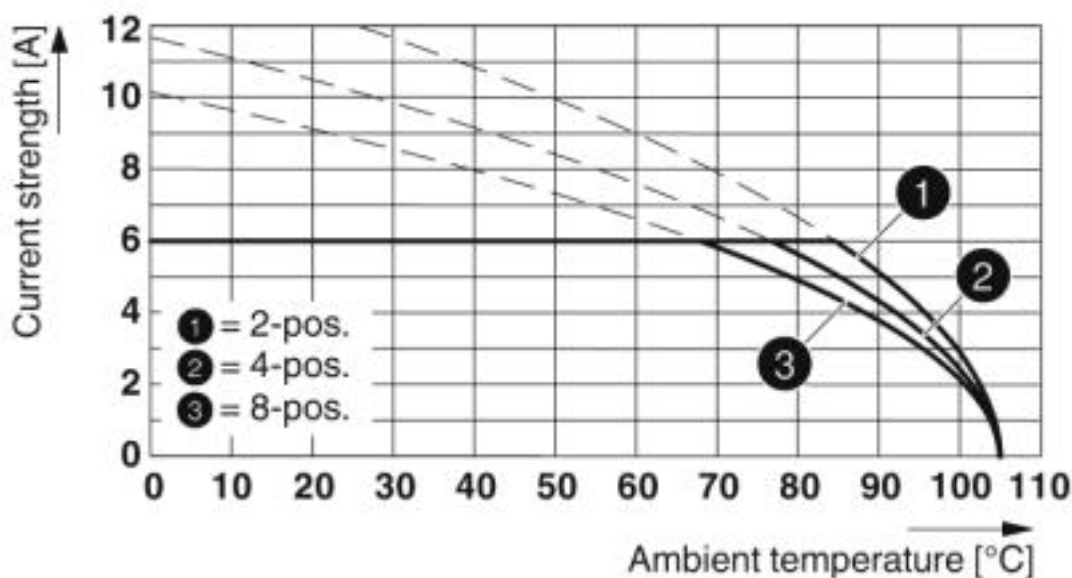
Specification	IEC 61984:2008-10
Result, degree of protection, IP code	Back of hand safety with IP10 access probe

Environmental Product Compliance

China RoHS	Environmentally friendly use period: unlimited = EFUP-e
	No hazardous substances above threshold values

Drawings

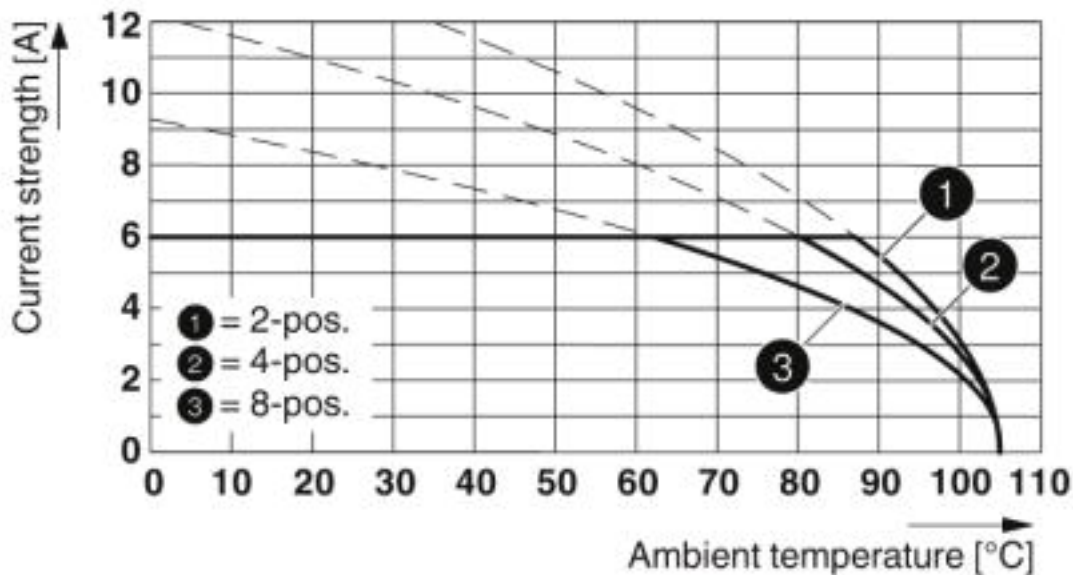
Diagram



Type: PTCM 0,5/...-PL-2,5 WH with PTCM 0,5/...-PI-2,5 WH

Printed-circuit board connector - PTCM 0,5/ 8-PL-2,5 WH - 1015458

Diagram



Type: PTCM 0,5/...-PL-2,5 WH with PTSM 0,5/...-HH-2,5-THR WH R...

Classifications

eCl@ss

eCl@ss 10.0.1	27440309
eCl@ss 4.0	27260700
eCl@ss 4.1	27260700
eCl@ss 5.0	27260700
eCl@ss 5.1	27260700
eCl@ss 6.0	27260700
eCl@ss 7.0	27440309
eCl@ss 8.0	27440309
eCl@ss 9.0	27440309

ETIM

ETIM 6.0	EC002638
ETIM 7.0	EC002638

Approvals

Approvals

Approvals


cULus Recognized / EAC

Printed-circuit board connector - PTCM 0,5/ 8-PL-2,5 WH - 1015458

Approvals

Ex Approvals

Approval details

cULus Recognized  http://database.ul.com/cgi-bin/XYV/template/LISEXT/1FRAME/index.htm E60425-20101209		
	B	D
Nominal voltage UN	150 V	150 V
Nominal current IN	6 A	6 A
mm ² /AWG/kcmil	22-18	22-18

EAC 	B.01687
---	---------

Accessories

Accessories

Crimp contact

Accessories - PTCM-MP-P 0,34-0,75 R - 1013777



Crimp contact, type of contact: Female connector, connection method: Crimp connection, contact surface: Tin

Accessories - PTCM-MP-P 0,14-0,5 R - 1013778



Crimp contact, type of contact: Female connector, connection method: Crimp connection, contact surface: Tin

Accessories - PTCM-MP-P 0,34-0,75 - 1013780



Crimp contact, type of contact: Female connector, connection method: Crimp connection, contact surface: Tin

Printed-circuit board connector - PTCM 0,5/ 8-PL-2,5 WH - 1015458

Accessories

Accessories - PTCM-MP-P 0,14-0,5 - 1013781



Crimp contact, type of contact: Female connector, connection method: Crimp connection, contact surface: Tin

Crimping tool

Crimping pliers - CRIMPFOX-P CC 0.75 L - 1064998



Crimping pliers, for COMBICON crimp connectors with cross section: 0.14 ... 0.75 mm². Unlockable pressure lock, precise parallel crimping, front entry, B crimp, incl. 2 positioning aids

Additional products

Feed-through header - PTSM 0,5/ 8-HH0-2,5-SMD WH R44 - 1814977



PCB headers, nominal current: 6 A, rated voltage (III/2): 160 V, nominal cross section: 0.5 mm², number of positions: 8, pitch: 2.5 mm, color: white, contact surface: Tin, mounting: SMD soldering, pin layout: Linear pad geometry

Feed-through header - PTSM 0,5/ 8-HV-2,5-SMD WH R44 - 1778751



PCB headers, nominal current: 6 A, rated voltage (III/2): 160 V, nominal cross section: 0.5 mm², number of positions: 8, pitch: 2.5 mm, color: white, contact surface: Tin, mounting: SMD soldering, pin layout: Linear pad geometry, solder pin [P]: 2 mm, Article with anti-rotation pin

Feed-through header - PTSM 0,5/ 8-HV0-2,5-SMD WH R44 - 1839321



PCB headers, nominal current: 6 A, rated voltage (III/2): 160 V, nominal cross section: 0.5 mm², number of positions: 8, pitch: 2.5 mm, color: white, contact surface: Tin, mounting: SMD soldering, pin layout: Linear pad geometry

Printed-circuit board connector - PTCM 0,5/ 8-PL-2,5 WH - 1015458

Accessories

Feed-through header - PTSM 0,5/ 8-HTB-2,5-SMD WH R44 - 1830184



PCB headers, nominal current: 6 A, rated voltage (III/2): 160 V, nominal cross section: 0.5 mm², number of positions: 8, pitch: 2.5 mm, color: white, contact surface: Tin, mounting: SMD soldering, pin layout: Linear pad geometry

Feed-through header - PTSM 0,5/ 8-HH-2,5-THR WH R44 - 1814906



PCB headers, nominal current: 6 A, rated voltage (III/2): 160 V, nominal cross section: 0.5 mm², number of positions: 8, pitch: 2.5 mm, color: white, contact surface: Tin, mounting: THR soldering, pin layout: Linear pinning, solder pin [P]: 2.1 mm

Feed-through header - PTSM 0,5/ 8-HV-2,5-THR WH R44 - 1815329



PCB headers, nominal current: 6 A, rated voltage (III/2): 160 V, nominal cross section: 0.5 mm², number of positions: 8, pitch: 2.5 mm, color: white, contact surface: Tin, mounting: THR soldering, pin layout: Linear pinning, solder pin [P]: 2 mm

Printed-circuit board connector - PTSM 0,5/ 8-PI-2,5 WH - 1709456



PCB connector, nominal current: 6 A, rated voltage (III/2): 160 V, nominal cross section: 0.5 mm², number of positions: 8, pitch: 2.5 mm, connection method: Push-in spring connection, color: white, contact surface: Tin

Feed-through header - PTSM 0,5/ 8-HH-2,5-SMD WH R44 - 1708017



PCB headers, nominal current: 6 A, rated voltage (III/2): 160 V, nominal cross section: 0.5 mm², number of positions: 8, pitch: 2.5 mm, color: white, contact surface: Tin, mounting: SMD soldering, pin layout: Linear pad geometry, solder pin [P]: 2 mm, Article with anti-rotation pin

Printed-circuit board connector - PTCM 0,5/ 8-PL-2,5 WH - 1015458

Accessories

Printed-circuit board connector - PTCM 0,5/ 8-PI-2,5 WH - 1015248



PCB connector, nominal current: 6 A, rated voltage (III/2): 160 V, nominal cross section: 0.75 mm², number of positions: 8, pitch: 2.5 mm, connection method: Crimp connection, color: white, contact surface: Tin

Phoenix Contact 2020 © - all rights reserved
<http://www.phoenixcontact.com>

PHOENIX CONTACT GmbH & Co. KG
Flachsmarktstr. 8
32825 Blomberg
Germany
Tel. +49 5235 300
Fax +49 5235 3 41200
<http://www.phoenixcontact.com>