

High-current terminal block - UBAL 50 BN - 1086470

Please be informed that the data shown in this PDF Document is generated from our Online Catalog. Please find the complete data in the user's documentation. Our General Terms of Use for Downloads are valid (<http://phoenixcontact.com/download>)



High-current terminal block, Terminal block for aluminum and copper conductors (AL-CU), nom. voltage: 1000 V, nominal current: 145 A, connection method: Screw connection, number of connections: 2, number of positions: 1, cross section: 6 mm² - 50 mm², AWG: 6 - 1/0, width: 19.2 mm, height: 51 mm, color: brown, mounting type: NS 35/15, NS 35/7,5

Your advantages

- Maintenance-free terminal points that are greased beforehand simplify the connection of aluminum conductors
- Tailor-made screw connection for multi-stranded aluminum conductors and copper wires
- Extremely robust housing made from fiberglass-reinforced polyamide with V0 approval



Key Commercial Data

Packing unit	20 pc
GTIN	
GTIN	4055626877969

Technical data

General

Note	Terminal block for aluminum and copper conductors (AL-CU)
Number of positions	1
Number of levels	1
Number of connections	2
Potentials	1
Nominal cross section	50 mm ²
Color	brown
Insulating material	PA
Flammability rating according to UL 94	V0
Rated surge voltage	8 kV
Degree of pollution	3
Overvoltage category	III
Insulating material group	II

High-current terminal block - UBAL 50 BN - 1086470

Technical data

General

Note	The following values apply to aluminum conductors
Maximum load current	145 A (with 50 mm ² conductor cross section – test current in accordance with IEC 61238-1)
Nominal current I _N	145 A
Nominal voltage U _N	1000 V
Note	The following values apply to copper wires
Maximum load current	150 A (with 50 mm ² conductor cross section)
Nominal current I _N	150 A
Nominal voltage U _N	1000 V
Open side panel	No
Ambient temperature (operation)	-60 °C ... 85 °C
Ambient temperature (storage/transport)	-25 °C ... 55 °C (For a short time, not exceeding 24 h, -60 to +70 °C)
Permissible humidity (storage/transport)	30 % ... 70 %
Ambient temperature (assembly)	-5 °C ... 70 °C
Ambient temperature (actuation)	-5 °C ... 70 °C

Dimensions

Width	19.2 mm
Length	82.5 mm
Height	51 mm
Height NS 35/7,5	51 mm
Height NS 35/15	58.5 mm

Connection data

Note	Screws with hexagonal socket
Connection method	Screw connection
Screw thread	M10
Stripping length	23 mm
Note	The following values apply to aluminum conductors
Connection in acc. with standard	IEC 61238-1
Conductor cross section solid min.	6 mm ²
Conductor cross section solid max.	50 mm ²
Conductor cross section AWG min.	6
Conductor cross section AWG max.	1/0
Conductor cross section flexible min.	6 mm ²
Conductor cross section flexible max.	50 mm ²
Note	The values for aluminum conductors relate to multi-stranded conductors in accordance with EN 60228. Application notes on connecting aluminum conductors can be found in the download area.
	The following values apply to copper wires
Connection in acc. with standard	IEC 60947-7-1
Conductor cross section solid min.	2.5 mm ²

High-current terminal block - UBAL 50 BN - 1086470

Technical data

Connection data

Conductor cross section solid max.	50 mm ²
Conductor cross section AWG min.	6
Conductor cross section AWG max.	1/0
Conductor cross section flexible min.	2.5 mm ²
Conductor cross section flexible max.	35 mm ²
Conductor cross section flexible, with ferrule without plastic sleeve min.	2.5 mm ²
Conductor cross section flexible, with ferrule without plastic sleeve max.	35 mm ²
Conductor cross section flexible, with ferrule with plastic sleeve min.	2.5 mm ²
Conductor cross section flexible, with ferrule with plastic sleeve max.	35 mm ²
2 conductors with same cross section, stranded min.	1.5 mm ²
2 conductors with same cross section, stranded max.	16 mm ²

Standards and Regulations

Connection in acc. with standard	IEC 61238-1
	IEC 60947-7-1
Flammability rating according to UL 94	V0

Environmental Product Compliance

China RoHS	Environmentally friendly use period: unlimited = EFUP-e
	No hazardous substances above threshold values

Drawings

Circuit diagram



Classifications

eCl@ss

eCl@ss 10.0.1	27141120
eCl@ss 4.0	27141120
eCl@ss 4.1	27141120
eCl@ss 5.0	27141120
eCl@ss 5.1	27141100
eCl@ss 6.0	27141100
eCl@ss 7.0	27141120
eCl@ss 8.0	27141120
eCl@ss 9.0	27141120

High-current terminal block - UBAL 50 BN - 1086470

Classifications

ETIM

ETIM 2.0	EC000897
ETIM 3.0	EC000897
ETIM 4.0	EC000897
ETIM 5.0	EC000897
ETIM 6.0	EC000897
ETIM 7.0	EC000897

UNSPSC

UNSPSC 6.01	30211811
UNSPSC 7.0901	39121410
UNSPSC 11	39121410
UNSPSC 12.01	39121410
UNSPSC 13.2	39121410
UNSPSC 18.0	39121410
UNSPSC 19.0	39121410
UNSPSC 20.0	39121410
UNSPSC 21.0	39121410

Approvals

Approvals

Approvals

UL Recognized

Ex Approvals

Approval details

UL Recognized		http://database.ul.com/cgi-bin/XYV/template/LISEXT/1FRAME/index.htm	FILE E 60425
---------------	--	---	--------------

Accessories

Accessories

End cover

High-current terminal block - UBAL 50 BN - 1086470

Accessories

Cover plate - CEC UBAL 50 - 1086473



Cover plate, color: yellow


Terminal marking

Marker for terminal blocks - UCT-TM 5 - 0828734




Marker for terminal blocks, Sheet, white, unlabeled, can be labeled with: TOPMARK NEO, TOPMARK LASER, BLUEMARK ID COLOR, BLUEMARK ID, BLUEMARK CLED, THERMOMARK PRIME, THERMOMARK CARD 2.0, THERMOMARK CARD, mounting type: snap into tall marker groove, for terminal block width: 5.2 mm, lettering field size: 4.6 x 10.5 mm, Number of individual labels: 72

Marker for terminal blocks - UCT-TM 5 OG - 0829155



Marker for terminal blocks, Sheet, orange, unlabeled, can be labeled with: TOPMARK NEO, TOPMARK LASER, BLUEMARK ID COLOR, BLUEMARK ID, BLUEMARK CLED, THERMOMARK PRIME, THERMOMARK CARD 2.0, THERMOMARK CARD, mounting type: snap into tall marker groove, for terminal block width: 5.2 mm, lettering field size: 4.6 x 10.5 mm, Number of individual labels: 72

Marker for terminal blocks - UCT-TM 5 BU - 0829157



Marker for terminal blocks, Sheet, blue, unlabeled, can be labeled with: TOPMARK NEO, TOPMARK LASER, BLUEMARK ID COLOR, BLUEMARK ID, BLUEMARK CLED, THERMOMARK PRIME, THERMOMARK CARD 2.0, THERMOMARK CARD, mounting type: snap into tall marker groove, for terminal block width: 5.2 mm, lettering field size: 4.6 x 10.5 mm, Number of individual labels: 72

Marker for terminal blocks - UCT-TM 5 YE - 0828735




Marker for terminal blocks, Sheet, yellow, unlabeled, can be labeled with: TOPMARK NEO, TOPMARK LASER, BLUEMARK ID COLOR, BLUEMARK ID, BLUEMARK CLED, THERMOMARK PRIME, THERMOMARK CARD 2.0, THERMOMARK CARD, mounting type: snap into tall marker groove, for terminal block width: 5.2 mm, lettering field size: 4.6 x 10.5 mm, Number of individual labels: 72

High-current terminal block - UBAL 50 BN - 1086470


Accessories

Marker for terminal blocks - UCT-TM 5 RD - 0829154



Marker for terminal blocks, Sheet, red, unlabeled, can be labeled with: TOPMARK NEO, TOPMARK LASER, BLUEMARK ID COLOR, BLUEMARK ID, BLUEMARK CLED, THERMOMARK PRIME, THERMOMARK CARD 2.0, THERMOMARK CARD, mounting type: snap into tall marker groove, for terminal block width: 5.2 mm, lettering field size: 4.6 x 10.5 mm, Number of individual labels: 72

Marker for terminal blocks - UCT-TM 5 GN - 0829158



Marker for terminal blocks, Sheet, green, unlabeled, can be labeled with: TOPMARK NEO, TOPMARK LASER, BLUEMARK ID COLOR, BLUEMARK ID, BLUEMARK CLED, THERMOMARK PRIME, THERMOMARK CARD 2.0, THERMOMARK CARD, mounting type: snap into tall marker groove, for terminal block width: 5.2 mm, lettering field size: 4.6 x 10.5 mm, Number of individual labels: 72

Marker for terminal blocks - UCT-TM 5 VT - 0829156



Marker for terminal blocks, Sheet, violet, unlabeled, can be labeled with: TOPMARK NEO, TOPMARK LASER, BLUEMARK ID COLOR, BLUEMARK ID, BLUEMARK CLED, THERMOMARK PRIME, THERMOMARK CARD 2.0, THERMOMARK CARD, mounting type: snap into tall marker groove, for terminal block width: 5.2 mm, lettering field size: 4.6 x 10.5 mm, Number of individual labels: 72

Phoenix Contact 2020 © - all rights reserved
<http://www.phoenixcontact.com>

PHOENIX CONTACT GmbH & Co. KG
Flachsmarktstr. 8
32825 Blomberg
Germany
Tel. +49 5235 300
Fax +49 5235 3 41200
<http://www.phoenixcontact.com>