

# High-current terminal block - UBAL 240 BK - 1086508

Please be informed that the data shown in this PDF Document is generated from our Online Catalog. Please find the complete data in the user's documentation. Our General Terms of Use for Downloads are valid (<http://phoenixcontact.com/download>)



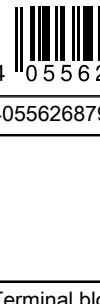
High-current terminal block, Terminal block for aluminum and copper conductors (AL-CU), nom. voltage: 1000 V, nominal current: 380 A, connection method: Screw connection, number of connections: 2, number of positions: 1, cross section: 35 mm<sup>2</sup> - 240 mm<sup>2</sup>, AWG: 3/0 - 500, width: 37.5 mm, height: 70 mm, color: black, mounting type: Screw mounting

## Your advantages

- ✓ Tailor-made screw connection for multi-stranded aluminum conductors and copper wires
- ✓ Maintenance-free terminal points that are greased beforehand simplify the connection of aluminum conductors
- ✓ Extremely robust housing made from fiberglass-reinforced polyamide with V0 approval



## Key Commercial Data

|              |   |
|--------------|---|
| Packing unit | 5 pc  |
| GTIN         |  4 055626 879758 |
| GTIN         | 4055626879758   |

## Technical data

### General

|  |   |
|--|---|
| Note                                   | Terminal block for aluminum and copper conductors (AL-CU) |
| Number of positions                    | 1   |
| Number of levels                       | 1   |
| Number of connections                  | 2   |
| Potentials                             | 1   |
| Nominal cross section                  | 240 mm <sup>2</sup>                                       |
| Color                                  | black   |
| Insulating material                    | PA  |
| Flammability rating according to UL 94 | V0  |
| Rated surge voltage                    | 8 kV  |
| Degree of pollution                    | 3   |
| Overvoltage category                   | III   |
| Insulating material group              | II  |

# High-current terminal block - UBAL 240 BK - 1086508

## Technical data

### General

|  |  |
|--|--|
| Note                                     | The following values apply to aluminum conductors  |
| Maximum load current                     | 380 A (with 240 mm <sup>2</sup> conductor cross section – test current in accordance with IEC 61238-1) |
| Nominal current I <sub>N</sub>           | 380 A  |
| Nominal voltage U <sub>N</sub>           | 1000 V   |
| Note                                     | The following values apply to copper wires   |
| Maximum load current                     | 415 A (with 240 mm <sup>2</sup> conductor cross section)   |
| Nominal current I <sub>N</sub>           | 415 A  |
| Nominal voltage U <sub>N</sub>           | 1000 V   |
| Open side panel                          | No   |
| Ambient temperature (operation)          | -60 °C ... 85 °C   |
| Ambient temperature (storage/transport)  | -25 °C ... 55 °C (For a short time, not exceeding 24 h, -60 to +70 °C)                                 |
| Permissible humidity (storage/transport) | 30 % ... 70 %  |
| Ambient temperature (assembly)           | -5 °C ... 70 °C  |
| Ambient temperature (actuation)          | -5 °C ... 70 °C  |

### Dimensions

|        |         |
|--------|---------|
| Width  | 37.5 mm |
| Length | 130 mm  |
| Height | 70 mm   |

### Connection data

|                                       |  |
|---------------------------------------|--|
| Note                                  | Screws with hexagonal socket   |
| Connection method                     | Screw connection   |
| Screw thread                          | M20  |
| Stripping length                      | 43 mm  |
| Note                                  | The following values apply to aluminum conductors  |
| Connection in acc. with standard      | IEC 61238-1  |
| Conductor cross section solid min.    | 35 mm <sup>2</sup>   |
| Conductor cross section solid max.    | 240 mm <sup>2</sup>  |
| Conductor cross section AWG min.      | 3/0  |
| Conductor cross section AWG max.      | 500  |
| Conductor cross section flexible min. | 35 mm <sup>2</sup>   |
| Conductor cross section flexible max. | 240 mm <sup>2</sup>  |
| Note                                  | The values for aluminum conductors relate to multi-stranded conductors in accordance with EN 60228. Application notes on connecting aluminum conductors can be found in the download area. |
|                                       | The following values apply to copper wires   |
| Connection in acc. with standard      | IEC 60947-7-1  |
| Conductor cross section solid min.    | 35 mm <sup>2</sup>   |
| Conductor cross section solid max.    | 240 mm <sup>2</sup>  |
| Conductor cross section AWG min.      | 3/0  |

# High-current terminal block - UBAL 240 BK - 1086508

## Technical data

### Connection data

|  |                     |
|--|---------------------|
| Conductor cross section AWG max.   | 500                 |
| Conductor cross section flexible min.                                      | 35 mm <sup>2</sup>  |
| Conductor cross section flexible max.                                      | 185 mm <sup>2</sup> |
| Conductor cross section flexible, with ferrule without plastic sleeve min. | 35 mm <sup>2</sup>  |
| Conductor cross section flexible, with ferrule without plastic sleeve max. | 185 mm <sup>2</sup> |
| Conductor cross section flexible, with ferrule with plastic sleeve min.    | 35 mm <sup>2</sup>  |
| Conductor cross section flexible, with ferrule with plastic sleeve max.    | 185 mm <sup>2</sup> |
| 2 conductors with same cross section, stranded min.                        | 35 mm <sup>2</sup>  |
| 2 conductors with same cross section, stranded max.                        | 70 mm <sup>2</sup>  |

### Standards and Regulations

|  |               |
|--|---------------|
| Connection in acc. with standard       | IEC 61238-1   |
|  | IEC 60947-7-1 |
| Flammability rating according to UL 94 | V0            |

### Environmental Product Compliance

|            |   |
|------------|---|
| China RoHS | Environmentally friendly use period: unlimited = EFUP-e |
|            | No hazardous substances above threshold values          |

## Drawings

Circuit diagram



## Classifications

### eCl@ss

|               |          |
|---------------|----------|
| eCl@ss 10.0.1 | 27141120 |
| eCl@ss 4.0    | 27141120 |
| eCl@ss 4.1    | 27141120 |
| eCl@ss 5.0    | 27141120 |
| eCl@ss 5.1    | 27141100 |
| eCl@ss 6.0    | 27141100 |
| eCl@ss 7.0    | 27141120 |
| eCl@ss 8.0    | 27141120 |
| eCl@ss 9.0    | 27141120 |

### ETIM

|          |          |
|----------|----------|
| ETIM 2.0 | EC000897 |
| ETIM 3.0 | EC000897 |

# High-current terminal block - UBAL 240 BK - 1086508

## Classifications

### ETIM

|          |          |
|----------|----------|
| ETIM 4.0 | EC000897 |
| ETIM 5.0 | EC000897 |
| ETIM 6.0 | EC000897 |
| ETIM 7.0 | EC000897 |

### UNSPSC

|               |          |
|---------------|----------|
| UNSPSC 6.01   | 30211811 |
| UNSPSC 7.0901 | 39121410 |
| UNSPSC 11     | 39121410 |
| UNSPSC 12.01  | 39121410 |
| UNSPSC 13.2   | 39121410 |
| UNSPSC 18.0   | 39121410 |
| UNSPSC 19.0   | 39121410 |
| UNSPSC 20.0   | 39121410 |
| UNSPSC 21.0   | 39121410 |

## Approvals

### Approvals

---

Approvals

UL Recognized

---

Ex Approvals

---

### Approval details

|               |  |   |              |
|---------------|--|---|--------------|
| UL Recognized |  | <a href="http://database.ul.com/cgi-bin/XYV/template/LISEXT/1FRAME/index.htm">http://database.ul.com/cgi-bin/XYV/template/LISEXT/1FRAME/index.htm</a> | FILE E 60425 |
|---------------|--|---|--------------|

## Accessories

Accessories

End cover

## High-current terminal block - UBAL 240 BK - 1086508

### Accessories

Cover plate - CEC UBAL 240 - 1090037



Cover plate, color: yellow

---

### Terminal marking


Marker for terminal blocks - UCT-TM 12 - 0829144



Marker for terminal blocks, Sheet, white, unlabeled, can be labeled with: TOPMARK NEO, TOPMARK LASER, BLUEMARK ID COLOR, BLUEMARK ID, BLUEMARK CLED, THERMOMARK PRIME, THERMOMARK CARD 2.0, THERMOMARK CARD, mounting type: snap into tall marker groove, for terminal block width: 12 mm, lettering field size: 10.8 x 9.6 mm, Number of individual labels: 30

---


Marker for terminal blocks - UCT-TM 12 BU - 0829177



Marker for terminal blocks, Sheet, blue, unlabeled, can be labeled with: TOPMARK NEO, TOPMARK LASER, BLUEMARK ID COLOR, BLUEMARK ID, BLUEMARK CLED, THERMOMARK PRIME, THERMOMARK CARD 2.0, THERMOMARK CARD, mounting type: snap into tall marker groove, for terminal block width: 12 mm, lettering field size: 10.8 x 9.6 mm, Number of individual labels: 30

---

Marker for terminal blocks - UCT-TM 12 GN - 0829178



Marker for terminal blocks, Sheet, green, unlabeled, can be labeled with: TOPMARK NEO, TOPMARK LASER, BLUEMARK ID COLOR, BLUEMARK ID, BLUEMARK CLED, THERMOMARK PRIME, THERMOMARK CARD 2.0, THERMOMARK CARD, mounting type: snap into tall marker groove, for terminal block width: 12 mm, lettering field size: 10.8 x 9.6 mm, Number of individual labels: 30

---

Marker for terminal blocks - UCT-TM 12 VT - 0829176



Marker for terminal blocks, Sheet, violet, unlabeled, can be labeled with: TOPMARK NEO, TOPMARK LASER, BLUEMARK ID COLOR, BLUEMARK ID, BLUEMARK CLED, THERMOMARK PRIME, THERMOMARK CARD 2.0, THERMOMARK CARD, mounting type: snap into tall marker groove, for terminal block width: 12 mm, lettering field size: 10.8 x 9.6 mm, Number of individual labels: 30

## High-current terminal block - UBAL 240 BK - 1086508

### Accessories

#### Marker for terminal blocks - UCT-TM 12 RD - 0829174



Marker for terminal blocks, Sheet, red, unlabeled, can be labeled with: TOPMARK NEO, TOPMARK LASER, BLUEMARK ID COLOR, BLUEMARK ID, BLUEMARK CLED, THERMOMARK PRIME, THERMOMARK CARD 2.0, THERMOMARK CARD, mounting type: snap into tall marker groove, for terminal block width: 12 mm, lettering field size: 10.8 x 9.6 mm, Number of individual labels: 30

---

#### Marker for terminal blocks - UCT-TM 12 OG - 0829175



Marker for terminal blocks, Sheet, orange, unlabeled, can be labeled with: TOPMARK NEO, TOPMARK LASER, BLUEMARK ID COLOR, BLUEMARK ID, BLUEMARK CLED, THERMOMARK PRIME, THERMOMARK CARD 2.0, THERMOMARK CARD, mounting type: snap into tall marker groove, for terminal block width: 12 mm, lettering field size: 10.8 x 9.6 mm, Number of individual labels: 30

---

#### Marker for terminal blocks - UCT-TM 12 YE - 0829145



Marker for terminal blocks, Sheet, yellow, unlabeled, can be labeled with: TOPMARK NEO, TOPMARK LASER, BLUEMARK ID COLOR, BLUEMARK ID, BLUEMARK CLED, THERMOMARK PRIME, THERMOMARK CARD 2.0, THERMOMARK CARD, mounting type: snap into tall marker groove, for terminal block width: 12 mm, lettering field size: 10.8 x 9.6 mm, Number of individual labels: 30

---

Phoenix Contact 2020 © - all rights reserved  
<http://www.phoenixcontact.com>

PHOENIX CONTACT GmbH & Co. KG  
Flachsmarktstr. 8  
32825 Blomberg  
Germany  
Tel. +49 5235 300  
Fax +49 5235 3 41200  
<http://www.phoenixcontact.com>