

Contact insert - HC-A03-I-PT-F - 1585265


Please be informed that the data shown in this PDF Document is generated from our Online Catalog. Please find the complete data in the user's documentation. Our General Terms of Use for Downloads are valid (<http://phoenixcontact.com/download>)



Contact insert, number of positions: 3+PE, size: D7, number of connections per position: 1, Socket, Push-in connection, 230 V/400 V, 16 A, 0.14 mm² ... 1.5 mm²



Key Commercial Data

Packing unit	1 pc
GTIN	 4 046356 284998
GTIN	4046356284998

Technical data

General

Note	for housing HC-D7
	Connectors may be operated only when there is no load/voltage.
	For solid conductors or stranded conductors with ferrules
Connection method	Push-in connection
Number of connections per position	1
Degree of pollution	3
Overvoltage category	III
Number of positions	3+PE
Insertion/withdrawal cycles	≥ 500
Size	D7
Contact numbering	1 - 3
Conductor cross section	0.14 mm ² ... 1.5 mm ² (with ferrule)
Connection cross section AWG	26 ... 16 (with ferrule)
Stripping length of the individual wire	10 mm
Assembly instructions	To ensure correct use, installation in housing with IP54 protection or better is required

Ambient conditions

Contact insert - HC-A03-I-PT-F - 1585265

Technical data

Ambient conditions

Degree of protection (IP)	IP20
Ambient temperature (operation)	-40 °C ... 125 °C

Material data

Contact surface material	Ag
Contact carrier material	PC
Standards/regulations	PC: Fire protection in rail vehicles - requirement sets R22, R23, and R24 acc. to DIN EN 45545-2 (Risk level HL1 - HL3)

Electrical characteristics

Rated voltage for power contacts	230/400 V
Rated voltage (III/3)	230 V (Conductor-PE)
	400 V (Conductor-Conductor)
Rated surge voltage	4 kV
Rated current	16 A

Standards and Regulations

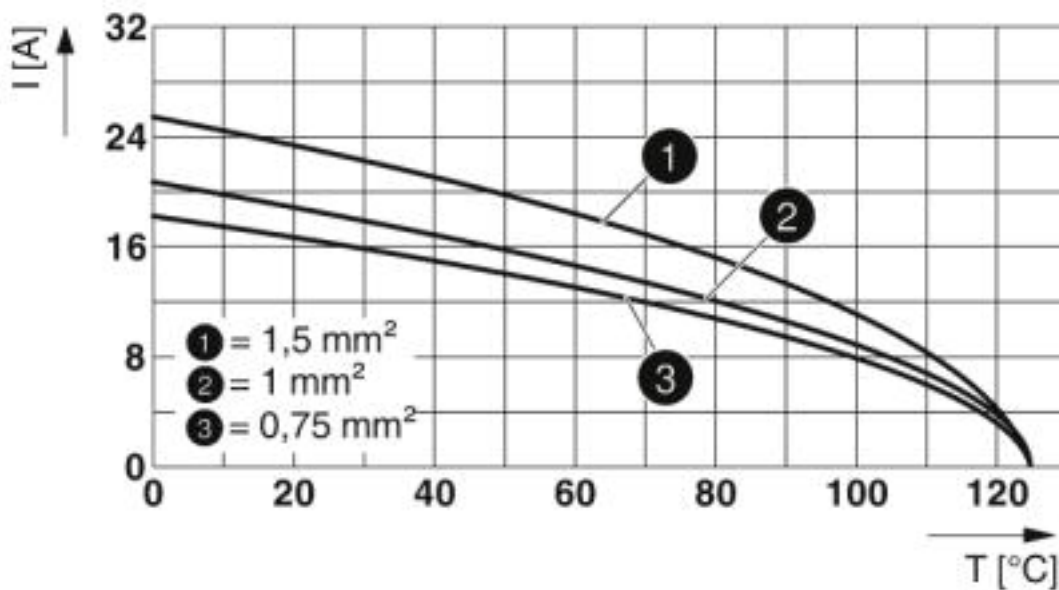
Flammability rating according to UL 94	V0
--	----

Environmental Product Compliance

China RoHS	Environmentally friendly use period: unlimited = EFUP-e
	No hazardous substances above threshold values

Drawings

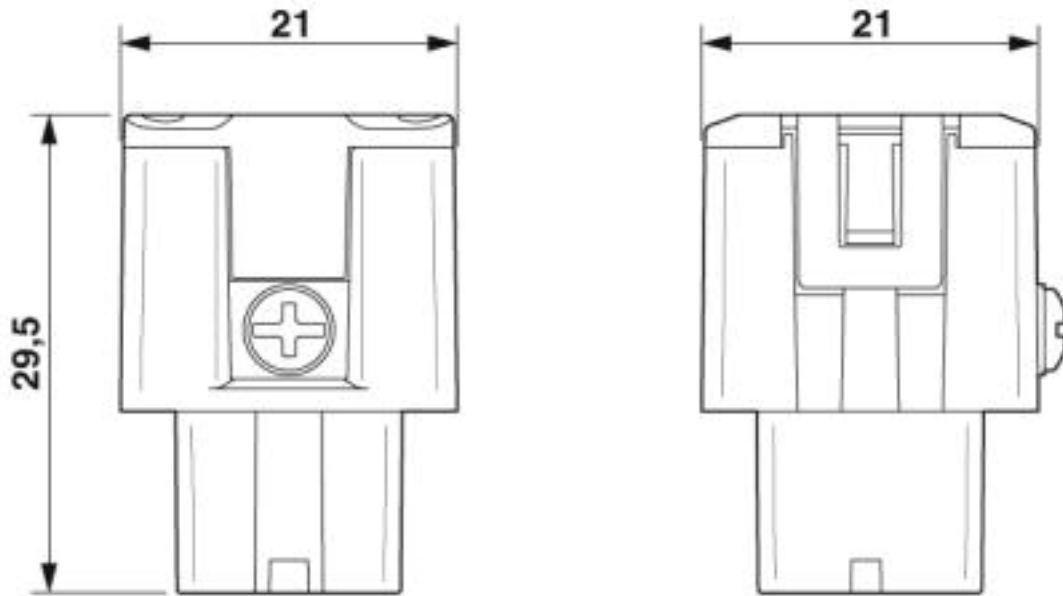
Diagram



Derating diagram

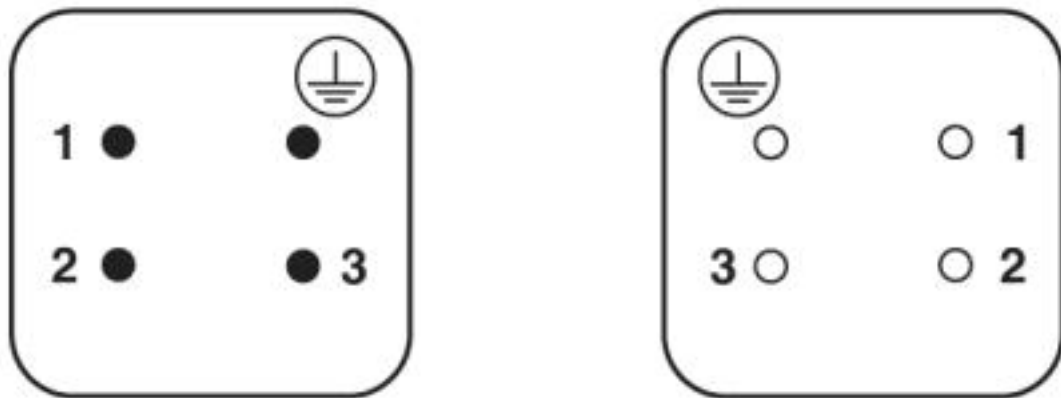
Contact insert - HC-A03-I-PT-F - 1585265

Dimensional drawing



Female insert

Schematic diagram



Connector pin assignment connection side: Left pin; right socket

Classifications

eCl@ss

eCl@ss 10.0.1	27440205
eCl@ss 4.0	27140800
eCl@ss 4.1	27140800
eCl@ss 5.0	27143400
eCl@ss 5.1	27261200
eCl@ss 6.0	27261200

Contact insert - HC-A03-I-PT-F - 1585265

Classifications

eCl@ss

eCl@ss 7.0	27440205
eCl@ss 8.0	27440205
eCl@ss 9.0	27440205

ETIM

ETIM 4.0	EC000438
ETIM 5.0	EC000438
ETIM 6.0	EC000438
ETIM 7.0	EC000438

UNSPSC

UNSPSC 6.01	30211923
UNSPSC 7.0901	39121522
UNSPSC 11	39121522
UNSPSC 12.01	39121522
UNSPSC 13.2	39121522
UNSPSC 18.0	39121522
UNSPSC 19.0	39121522
UNSPSC 20.0	39121522
UNSPSC 21.0	39121522

Approvals


Approvals

Approvals

CSA / UL Recognized / EAC / EAC

Ex Approvals

Approval details

CSA		http://www.csagroup.org/services-industries/product-listing/	13631
Nominal voltage UN		600 V	
Nominal current IN		15 A	
mm ² /AWG/kcmil		16	

Contact insert - HC-A03-I-PT-F - 1585265

Approvals

UL Recognized		http://database.ul.com/cgi-bin/XYV/template/LISEXT/1FRAME/index.htm	E118976
Nominal voltage UN		600 V	
Nominal current IN		17.5 A	
mm ² /AWG/kcmil		16	

EAC		EAC-Zulassung
-----	--	---------------

EAC		RU C- DE.BL08.B.00511
-----	--	--------------------------

Accessories

Accessories

Coding element

Coding profile - HC-MOD-K-CP - 1408562

Coding profile for HC-MOD-K... housing



Crimping tool

Crimping pliers - CRIMPFOX 10S - 1212045



Crimping pliers, for ferrules without insulating collar according to DIN 46228 Part 1 and ferrules with insulating collar according to DIN 46228 Part 4, 0.14 mm² ... 10 mm², unlockable pressure lock, lateral entry

Mounting material

Contact insert - HC-A03-I-PT-F - 1585265

Accessories

Sealing screw - HC-D 7-DS-IP65 - 1686229



Sealing screw, size: Countersunk head, IP67, replacement part for D7 size HEAVYCON housing

Additional products

Contact insert - HC-A03-I-PT-M - 1585252



Contact insert, number of positions: 3+PE, size: D7, number of connections per position: 1, Pin, Push-in connection, 230 V/400 V, 16 A, 0.14 mm² ... 1.5 mm²

Phoenix Contact 2020 © - all rights reserved
<http://www.phoenixcontact.com>

PHOENIX CONTACT GmbH & Co. KG
Flachsmarktstr. 8
32825 Blomberg
Germany
Tel. +49 5235 300
Fax +49 5235 3 41200
<http://www.phoenixcontact.com>