

# φ5.0(T-1 3/4) Circular Type High Brightness Type <Viewing Angle 2θ1/2 : 12°>

## SLA-580 Series

Emitting Color	Blue		Green		Green(Yellowish Green)	Red
Material	InGaN on SiC				GaP	GaAlAs on GaAs
Emitting Surface Dimension(mm)						
Part No.	SLA580BC4T	SLA580BCT	SLA580EC4T	SLA580ECT	SLA-580MT	SLA-580LT

note) "-" will be taken out for emitting color B/E series.

### Absolute Maximum Ratings (Ta=25°C)

Part No.	Emitting color	Power dissipation P <sub>b</sub> (mW)	Forward current I <sub>F</sub> (mA)	Peak forward current * I <sub>FP</sub> (mA)	Reverse voltage V <sub>R</sub> (V)	Operating temperature T <sub>opr</sub> (°C)	Storage temperature T <sub>stg</sub> (°C)
SLA580BC4T	Blue	120	30	100*1	5	-20 to +80	-30 to +100
SLA580BCT							
SLA580EC4T	Green	75	25	60*2	4	-25 to +85	
SLA580ECT							
SLA-580MT	Green (Yellowish Green)	75	25	60*2	4	-25 to +85	
SLA-580LT	Red	100	50	75*2			

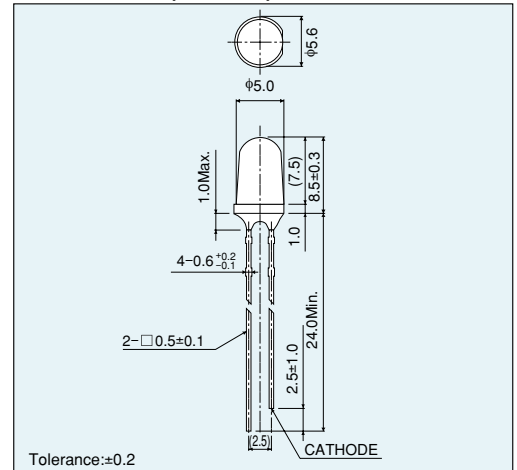
\*1: Duty ≤ 1/10, 1kHz

\*2: Duty ≤ 1/5, pulse width ≤ 1ms.

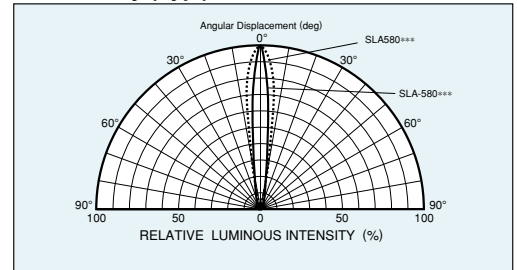
### Electrical Optical Characteristics (Ta=25°C)

Part No.	Resin Color	Forward voltage V <sub>F</sub>		Reverse current I <sub>R</sub>		Light wavelength			Brightness I <sub>v</sub>		
		Typ. (V)	I <sub>F</sub> (mA)	Max. (μA)	V <sub>R</sub> (V)	Peak λ <sub>p</sub> (nm)	Half-wave Δλ (nm)	I <sub>F</sub> (mA)	Min. (mcd)	Typ. (mcd)	I <sub>F</sub> (mA)
SLA580BC4T	Transparent Colorless	3.2	20	100	5	468	26	20	610	1500	20
SLA580BCT		3.3							900	2500	
SLA580EC4T		3.2	2000	4500							
SLA580ECT		3.3	3000	8000							
SLA-580MT		2.3	10	4	563	40	200	470			
SLA-580LT	1.75	100	4	660	25						

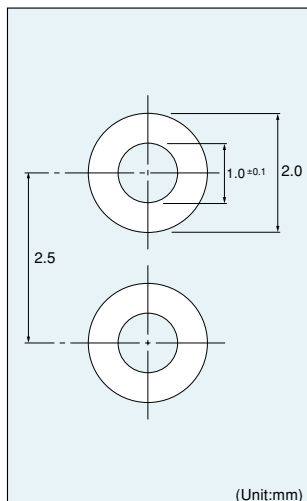
### Dimensions (Unit:mm)



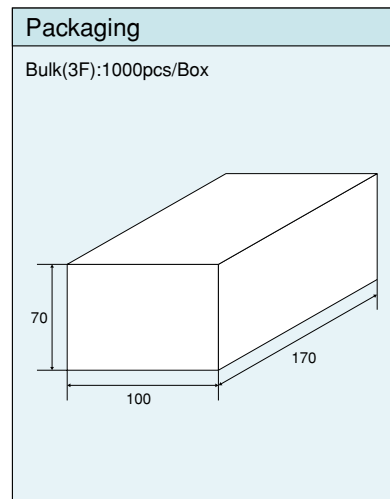
### Directivity (Typ.)



### Recommended Pad Layout



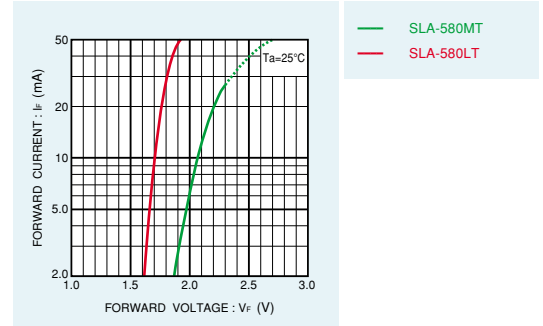
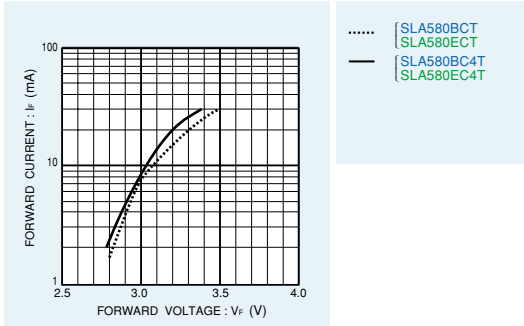
### Packaging Specifications (Unit:mm)



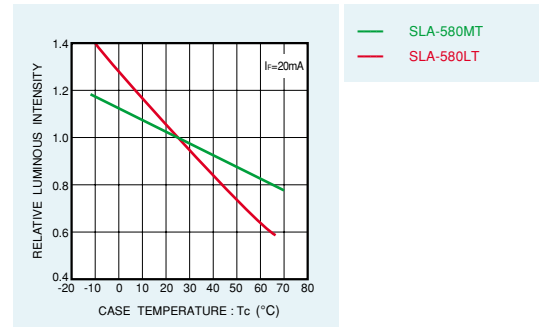
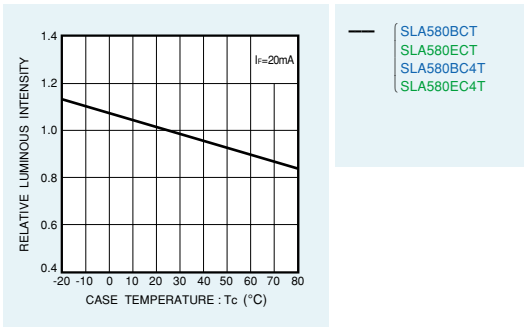
Note) The design and specifications are subject to change without prior notice. Before ordering or using, please check the latest technical specifications.

## Electrical Characteristic Curves

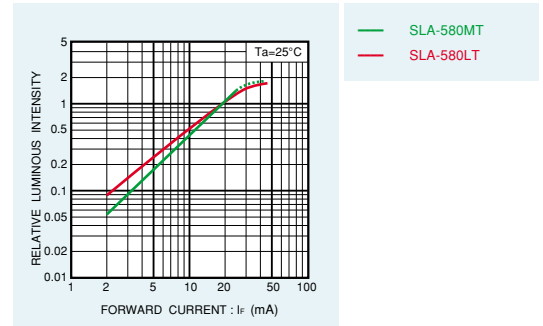
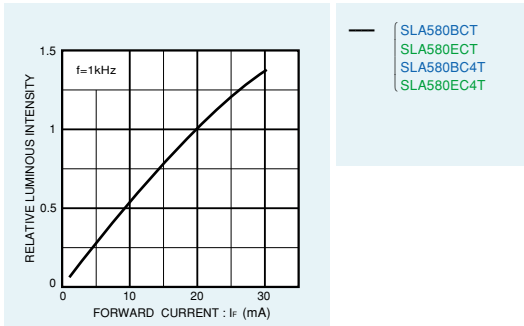
### Forward Current - Forward Voltage



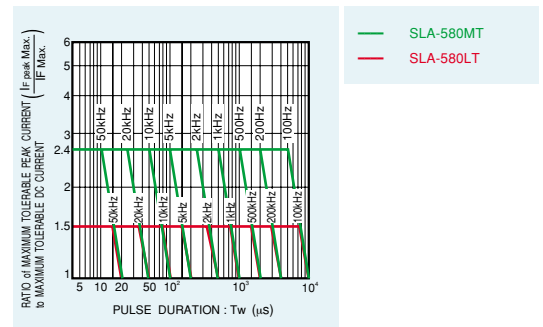
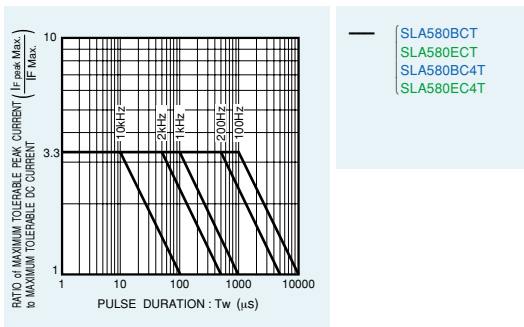
### Relative Luminous Intensity - Case Temperature



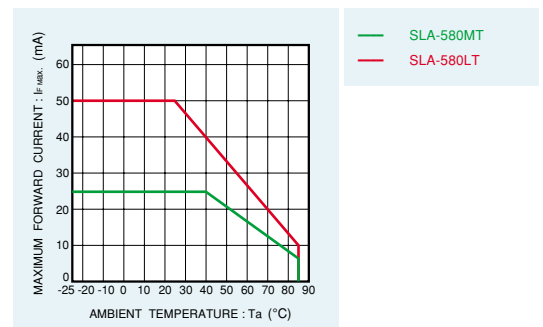
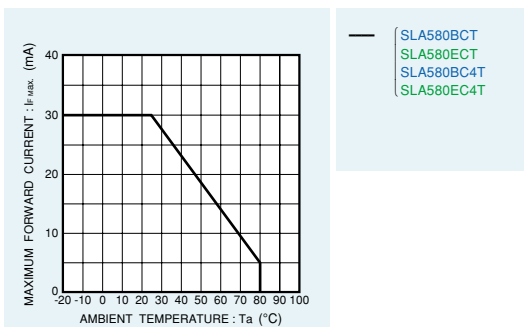
### Relative Luminous Intensity - Forward Current



### Ratio of Maximum Tolerable Peak Current - Pulse Duration



### Derating



### Notes

- No technical content pages of this document may be reproduced in any form or transmitted by any means without prior permission of ROHM CO.,LTD.
- The contents described herein are subject to change without notice. The specifications for the product described in this document are for reference only. Upon actual use, therefore, please request that specifications to be separately delivered.
- Application circuit diagrams and circuit constants contained herein are shown as examples of standard use and operation. Please pay careful attention to the peripheral conditions when designing circuits and deciding upon circuit constants in the set.
- Any data, including, but not limited to application circuit diagrams information, described herein are intended only as illustrations of such devices and not as the specifications for such devices. ROHM CO.,LTD. disclaims any warranty that any use of such devices shall be free from infringement of any third party's intellectual property rights or other proprietary rights, and further, assumes no liability of whatsoever nature in the event of any such infringement, or arising from or connected with or related to the use of such devices.
- Upon the sale of any such devices, other than for buyer's right to use such devices itself, resell or otherwise dispose of the same, no express or implied right or license to practice or commercially exploit any intellectual property rights or other proprietary rights owned or controlled by
- ROHM CO., LTD. is granted to any such buyer.
- Products listed in this document are no antiradiation design.

The products listed in this document are designed to be used with ordinary electronic equipment or devices (such as audio visual equipment, office-automation equipment, communications devices, electrical appliances and electronic toys).

Should you intend to use these products with equipment or devices which require an extremely high level of reliability and the malfunction of which would directly endanger human life (such as medical instruments, transportation equipment, aerospace machinery, nuclear-reactor controllers, fuel controllers and other safety devices), please be sure to consult with our sales representative in advance.

#### About Export Control Order in Japan

Products described herein are the objects of controlled goods in Annex 1 (Item 16) of Export Trade Control Order in Japan.

In case of export from Japan, please confirm if it applies to "objective" criteria or an "informed" (by MITI clause) on the basis of "catch all controls for Non-Proliferation of Weapons of Mass Destruction.