

IDMD-28-S-12.00-G

.100" (2,54mm) IDC CABLE IDMS, IDMD, IDSS & IDSD SERIES

SPECIFICATIONS

IDSS, IDSD

For complete specifications see www.samtec.com?IDSS or www.samtec.com?IDSD

Insulator Material:

Black Glass Filled Polyester



Plating:

Au over 50µ" (1,27µm) Ni or Sn over 100µ" (2,54µm) Cu or 50µ" (1,27µm) Ni

Wire:

28 AWG 7/36 stranded Tinned Copper

Temperature Range:

-20°C to +105°C (Rainbow Cable)

-40°C to +105°C (Gray Cable)

Contact:

BeCu

Current Rating:

1A

Contact Resistance:

10 mΩ max

Lead Size Range:

(0,56mm) .022" SQ to (0,71mm) .028" SQ

Lead Insertion Depth:

(5,59mm) .220" to (6,22mm) .245"

Insertion Force:

(Single contact only)

4oz avg

((0,64mm) .025" SQ probe)

Withdrawal Force:

(Single contact only)

3oz avg

((0,64mm) .025" SQ probe)

RoHS Compliant: Yes

SPECIFICATIONS

IDMS, IDMD

For complete specifications see www.samtec.com?IDMS or www.samtec.com?IDMD

Insulator Material:

Black Glass Filled Polyester



Plating:

Au over 50µ" (1,27µm) Ni or Sn over 100µ" (2,54µm) Cu or 50µ" (1,27µm) Ni

Wire:

28 AWG 7/36 stranded Tinned Copper

Temperature Range:

-20°C to +105°C (Rainbow Cable)

-40°C to +105°C (Gray Cable)

Terminal:

Phosphor Bronze

Current Rating:

1A

RoHS Compliant: Yes

Note:

This Series is non-standard, non-returnable.

Mates with:
TSW, MTSW, TSM, EJJ

TYPE STRIP

ROW OPTION

NO. PINS PER ROW

END ASSEMBLY

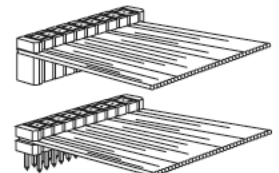
IDM
= Standard Tail Male Plug

IDS
= Socket

S
= Single

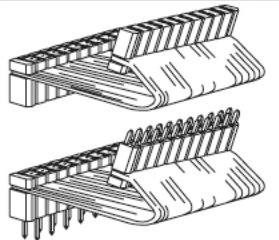
D
= Double
(Color coded cable N/A for 31 thru 36 pins/row. See -G option.)

-S = Single End



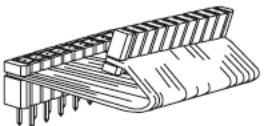
Socket or Male Plug on one end

-D = Double End



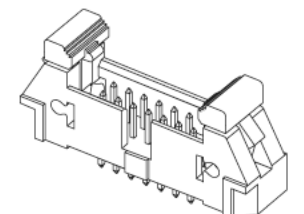
Socket or Male Plug on each end

-T = Transfer End



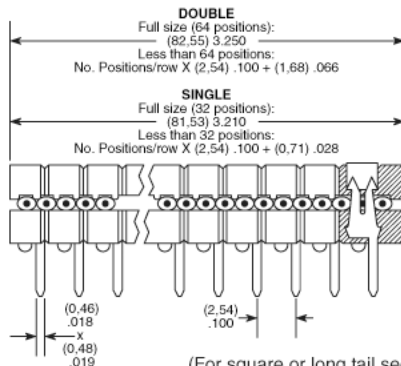
Male Plug on one end with socket on other. **Begin part number with IDM.**

EJECTOR HEADER

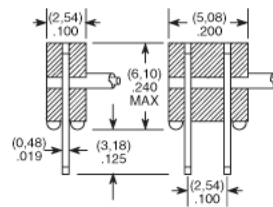


See EJJ Series.

-02 thru -32

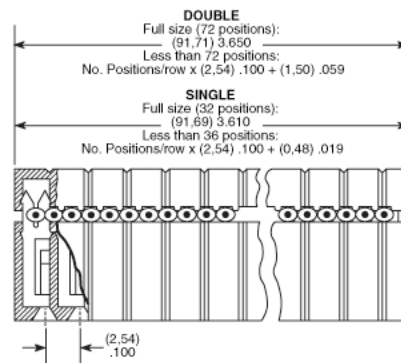


IDMS (Single) IDMD (Double)

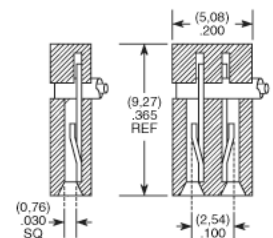


(For square or long tail see HCMX Series)

-02 thru -36

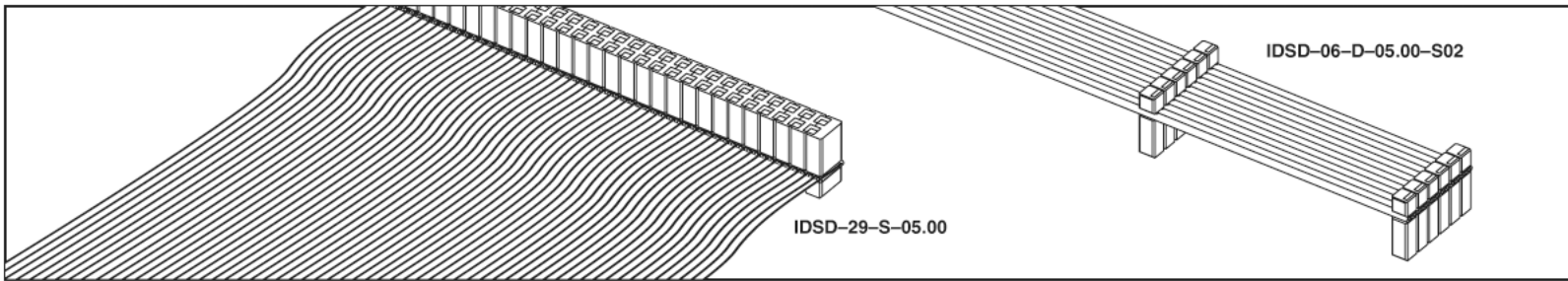


IDSS (Single) IDSD (Double)



Due to technical progress, all designs, specifications and components are subject to change without notice.

WWW.SAMTEC.COM



ASSEMBLED LENGTH

- "XX.XX"
= Assembled Length

OPTION

POLARIZING KEY

Optional polarizing key for use with IDSS & IDSD Series. Also polarizes SSW, SSQ, ESW & ESQ Series. Black High Temperature Thermoplastic
Order: Part Number PK-01-06

ALSO AVAILABLE

Molded-To-Position IDC Assemblies

- Low Profile
- Skinny side locks
- Dual beam contacts
- Single and double row
- (6,35mm) .025" square and (5,84mm) .230" length tail available

Call Samtec for HCXX Series.

-T = Tin Plating (Both ends)

-C = 10µm (0,25µm) Gold IDS (-T End Assembly Required)

-A = 10µm (0,25µm) Gold IDM (-T End Assembly Required)

Standard plating is selective gold over BeCu contact for IDS; Selective gold over phosphor bronze for IDM.

-ST "X"
= Stripped & Tinned

Specify Suffix from table. All dimensions are ± 1/16". Not available in 28 positions and higher.

-ST8	1/8" (3,18)
-ST4	1/4" (6,35)
-ST2	1/2" (12,70)
-ST3	3/8" (9,53)

-S "XX"
= Daisy Chain Single

"XX" ± 1/8" → 2" min. → Single Row Connectors (IDSS)

Outer Most

4" minimum

When mating double row connector with two single row connectors, the outer most single will be connected to Conductor #1 and the inside single to Conductor #2.

-R
= Reversed

-P "XX"
= Polarized

Specify "XX" as position. For Double the same position will be polarized on both ends. (Not available on IDM or EDM, unless Transfer, then only the socket is polarized)

-B "XX"
= Breakout

Specify "XX" as number of conductors to be broken out.

Breakout starts with Number 1 lead indicated by brown wire or red stripe. Shown on top side.

-D "XX"
= Daisy Chain, Double

"XX" ± 1/8" → 2" min. → Double Row Connectors (IDSD or IDMD)

Outer Most

4" minimum

-M
= Middle Reversed

Requires -SXX, -WXX or -DXX

-G
= Gray Cable

Specify -G for Gray cable. Gray cable has one red edge. IDSS and IDMS uses .100" centerline cable. IDSD and IDMD uses .050" centerline cable. Cable is 28 AWG 7/36 copper wire. Standard cable is same as above except color coded.

-RW
= Reversed Wiring

#1 wire opposite position #1.

-W "XX"
= Wiring Reversed Daisy Chain, Single

Same as -S "XX" except outer strip connected to Conductor #2 and inside strip connected to Conductor #1.

-O
= Outside Reversed

Requires -SXX, -WXX or -DXX

Due to technical progress, all designs, specifications and components are subject to change without notice.

WWW.SAMTEC.COM