

RF179-74BJ3-72RP1-0200

# 75Ω OPTIMIZED RG 179 CABLES

## SPECIFICATIONS

For complete specifications see [www.samtec.com?RF179](http://www.samtec.com?RF179)

### RF Connector:

**Outer Contact Material:**  
Ni plated Brass (BNC)  
Au plated Brass (SMB)  
Au plated BeCu (MCX, MMCX7, DIN)  
**Center Contact Material:**  
Au plated Brass (BNC-P, MCX, MMCX7)  
Au plated BeCu (SMB)  
Au plated Copper Alloy (DIN, BNC-J)  
**Insulator Material:**  
PTFE  
**Operating Temperature:**  
-50°C to +165°C  
**Impedance:**  
75Ω  
**Frequency Range:**  
0-4 GHz \*  
(Cable & connector dependent)  
**RoHS Compliant:**  
Yes

### RG 179 Cable:

**Impedance:**  
75Ω ±3Ω  
**Capacitance:**  
64pF/meter  
**Propagation Delay:**  
4.83 nsec/meter  
**Max Attenuation (cable only):**  
0.8dB @ 1GHz for 1 meter  
**Conductor Size:**  
30 AWG, (0.31 mm) .012" dia.  
**Conductor Material:**  
Silver Plated Copper  
**Conductor Resistance:**  
0.34Ω/meter max  
**Current Rating:**  
3A DC  
**Insulator Diameter:**  
(1.6 mm) .063"  
**Insulator Material:**  
PTFE  
**Dielectric Constant:**  
1.8 dK  
**Shield Material:**  
Silver Plated Copper  
**Jacket Material:**  
FEP  
**Jacket Diameter:**  
(2.54 mm) .100"  
**Bend Radius:**  
10.2 mm  
**Jacket Temp Rating:**  
-55°C to +165°C  
**Jacket Color:**  
Amber  
**RoHS Compliant:**  
Yes

\* See connector component pages for specific range.

**Note:**  
Designed to meet SMPTE 424M 3G-SDI specifications.


**Mates with:**  
BNC7T, MCX7, MMCX7, SMB7H, DIN7A

## THINK OUTSIDE THE CATALOG

- Create a full system: cable assembly and board level mates, 50Ω and 75Ω solutions
- 24-hour samples on standard products
- Visit: [rf.samtec.com](http://rf.samtec.com)

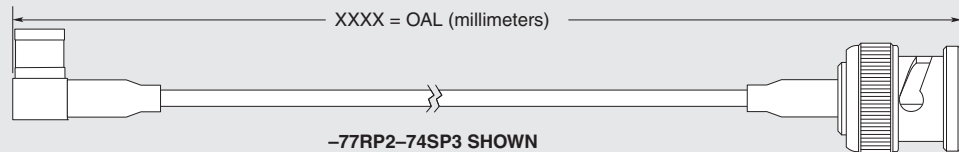
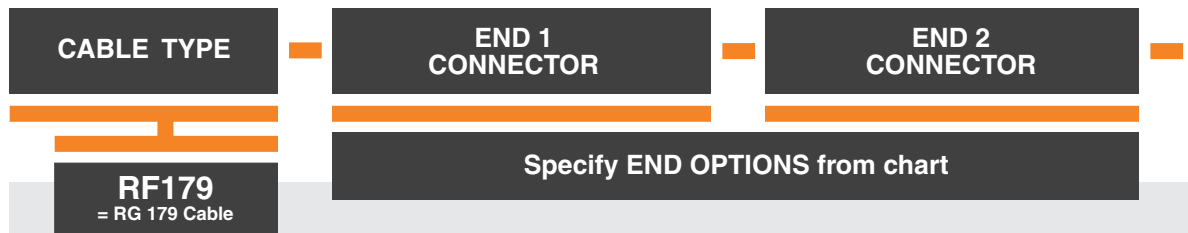


30 AWG  
75Ω RG 179  
coax cable



Standard Heat Shrink

Single or Double Ended



END OPTIONS		END OPTIONS	
-73SP4 = 75Ω MMCX7 Straight Plug (10μ" (0.25 μm) Gold on Center Contact, Gold Flash on Shell)		-72RP1 = 75Ω MCX Right Angle Plug (30μ" (0.76 μm) Gold on Center Contact, Gold Flash on Shell)	
-73RP1 = 75Ω MMCX7 Right Angle Plug (30μ" (0.76 μm) Gold on Center Contact, Gold Flash on Shell)		-72SP1 = 75Ω MCX Straight Plug (30μ" (0.76 μm) Gold on Center Contact, Gold Flash on Shell)	
-73SJ4 = 75Ω MMCX7 Straight Jack (10μ" (0.25 μm) Gold on Center Contact, Gold Flash on Shell)		-77SP1 = 75Ω SMB Straight Plug (30μ" (0.76 μm) Gold on Center Contact, Gold Flash on Shell)	



RF179-78SP4-77SP1-0200



RF179-72SP1-73SJ4-0100

**RF179 SERIES**




Wide variety of 75Ω end options including BNC, MCX and SMB

**ALSO AVAILABLE**  
(MOQ Required)

- Additional stripping and tinning options
- Additional plating options
- Additional end connector combinations Contact Samtec.

Straight or Right Angle terminations



**OTHER SOLUTIONS**

- Cable connector kits (see cable components catalog pages)

**OVERALL LENGTH**

—“XXXX”

= Overall Length in millimeters -0100 (100 mm) 3.94" minimum

**STRIPPED & TINNED**  
(Dimensions in mm)

CALLOUT	A	B	C
-303030	3.0	3.0	3.0
-303040	3.0	3.0	4.0
-403030	4.0	3.0	3.0
-403040	4.0	3.0	4.0
-404040	4.0	4.0	4.0

Both center conductor and braid shield are stripped, only the center conductor is tinned.

**END OPTIONS**

-77RP1 = 75Ω SMB Right Angle Plug (30μ" (0.76 μm) Gold on Center Contact, Gold Flash on Shell)	
-74SP3 = 75Ω BNC Straight Plug -D4SP3 = 75Ω BNC Die Cast Straight Plug (10μ" (0.25 μm) Gold on Center Contact, Nickel on Shell)	
-74BJ3 = 75Ω BNC Bulkhead Jack (10μ" (0.25 μm) Gold on Center Contact, Nickel on Shell)	

**END OPTIONS**

-78SP4 = 75Ω DIN Straight Plug (10μ" (0.25 μm) Gold on Center Contact, Nickel on Shell)	
-SING = Single Ended (End 2 callout)	
XXXXXX = Stripped & Tinned (End 2 callout)	