


IEC Appliance Connector C14 with Fuseholder 1- or 2-pole and Voltage Selector

Standard or Medical Fuse drawer



Description

- Panel Mount:
Screw-on version from front or rear side, snap-in version from front side
- 3 Functions:
Inlet Protection class I, Fuseholder with interchangeable fuse drawer for Fuse-links 5 x 20 mm or 6.3 x 32 mm 1- or 2-pole, with or without voltage selector (step switch)
- Quick connect terminals 4.8 x 0.8 mm
- Alternative: version with line filter **KFC**

Characteristics

- Available with or without internal connections
- The fuse drawer "Fingerrip" can be removed by hand
For added safety "Extra-Safe" fuse drawers are available
Fuse drawer meets requirements of medical standard IEC/EN 60601-1
The fuse drawer can only be opened with the aid of a tool
The fuseholder is accessible from the equipment front
- Qualified for use in equipment according IEC/EN 60950

Other versions on request

- Fuse drawer with other voltage values
- For protection class II

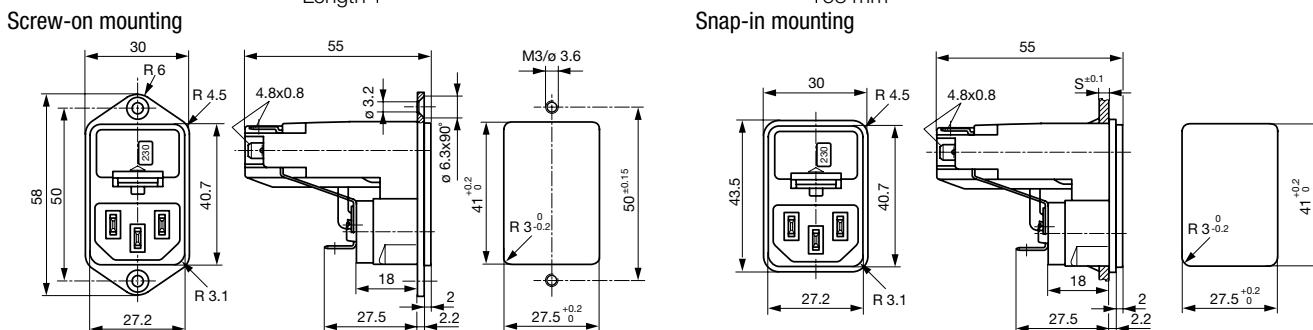
Weblinks

Approvals: www.schurter.com/approvals
 RoHS: <http://www.schurter.com/rohs>
 CHINA-RoHS: www.schurter.com/china-rohs
 Webstore: www.schurterinc.com/estore/search.html

Technical Data

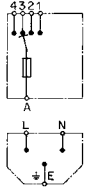
| | | | |
|---------------------------|---|-----------------------------------|--|
| Ratings IEC | 10A / 250VAC; Hz 50 | Appliance-Inlet /-Outlet | C14 acc. to IEC/EN 60320-1, UL 498, CSA C22.2 no. 42 (for cold condition) pin-temperature 70 °C, 10A, Protection class I |
| Ratings UL/CSA | 10A / 125VAC; 60Hz | Fuseholder | 1 or 2 pole, Shocksafe category PC2 acc. to IEC 60127-6, for fuse-links 5 x 20 or 6.3 x 32 mm |
| Dielectric Strength | > 3kVAC between L-N > 4kVAC between L/N-PE (1 min/50Hz) | Rated Power Acceptance @ Ta 23 °C | 5 x 20: 2.5W (1 pole)/ 2W (2-pole) per pole 6.3 x 32: 3.15W (1 pole)/ 2.5W (2-pole) per pole |
| Allowable Operation Temp. | -25 °C to 70 °C | Power Acceptance @ Ta > 23°C | Admissible power acceptance at higher ambient temperature see derating curves |
| Degree of Protection | from front side IP 40 acc. to IEC 60529 | Voltage selector | optional, step, 2-4 digits |
| Protection Class | Suitable for appliances with protection class I acc. to IEC 61140 | | |
| Terminal | Quick connect terminals 4.8 x 0.8 mm | | |
| Panel Thickness s | Screw-on: max 8mm Mounting screw torque max 0.5Nm Snap-in: 1.5/2/2.5 mm | | |
| Material: Housing | Thermoplastic, black, UL 94V-0 | | |

Dimensions

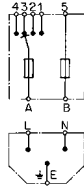


Diagrams

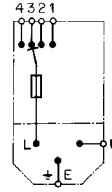
without internal connections
voltage selector
4-positions
1-pole



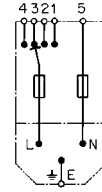
without internal connections
voltage selector
4-positions
2-pole



with internal connections
voltage selector
4-positions
1-pole



with internal connections
voltage selector
4-positions
2-pole



voltage selector
3-positions
1-pole



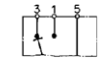
voltage selector
3-positions
2-pole



voltage selector
2-positions
1-pole



voltage selector
2-positions
2-pole



without voltage selector
1-pole

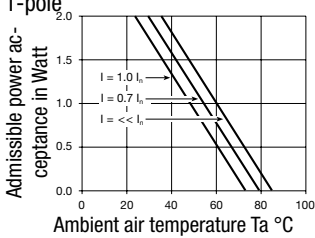


without voltage selector
2-pole

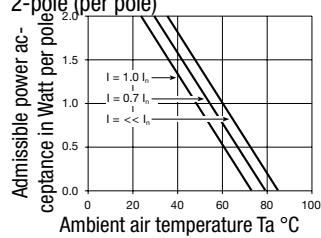


Derating Curves for Fuseholders

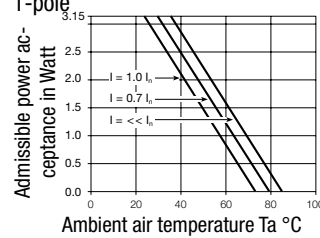
Fuses 5 x 20 mm
1-pole



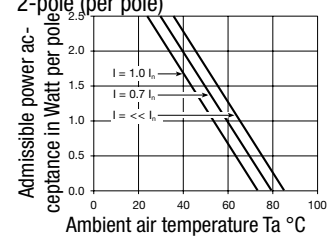
Fuses 5 x 20 mm
2-pole (per pole)



Fuses 6,3 x 32 mm
1-pole



Fuses 6,3 x 32 mm
2-pole (per pole)



Variants

[Webstore](#)

Fuse drawer must be ordered separately (see accessories).
Fingergrip and Extra-Safe

| Panel mounting | Panel Thickness s [mm] | Fuseholder | Voltage selector | internally wired | Order Number |
|----------------|---------------------------|------------|------------------|------------------|--------------|
| Snap-in | 1.5 | 1 pole | without | ● | 4303.0032 |
| Snap-in | 1.5 | 1 pole | 3/4 digits | ● | 4303.0092 |
| Snap-in | 1.5 | 1 pole | 2 digits | ● | 4303.0212 |
| Snap-in | 2 | 1 pole | without | ● | 4303.0033 |
| Snap-in | 2 | 1 pole | 3/4 digits | ● | 4303.0093 |
| Snap-in | 2 | 1 pole | 2 digits | ● | 4303.0213 |
| Snap-in | 2.5 | 1 pole | without | ● | 4303.0034 |
| Snap-in | 2.5 | 1 pole | 3/4 digits | ● | 4303.0094 |
| Snap-in | 2.5 | 1 pole | 2 digits | ● | 4303.0214 |
| Snap-in | 1.5 | 1 pole | without | | 4303.1032 |
| Snap-in | 1.5 | 1 pole | 3/4 digits | | 4303.1092 |
| Snap-in | 1.5 | 1 pole | 2 digits | | 4303.1212 |
| Snap-in | 2 | 1 pole | without | | 4303.1033 |
| Snap-in | 2 | 1 pole | 3/4 digits | | 4303.1093 |
| Snap-in | 2 | 1 pole | 2 digits | | 4303.1213 |

| Panel mounting | Panel Thickness s [mm] | Fuseholder | Voltage selector | internally wired | Order Number |
|----------------|---------------------------|------------|------------------|------------------|--------------|
| Snap-in | 2.5 | 1 pole | without | | 4303.1034 |
| Snap-in | 2.5 | 1 pole | 3/4 digits | | 4303.1094 |
| Snap-in | 2.5 | 1 pole | 2 digits | | 4303.1214 |
| Snap-in | 1.5 | 2-pole | without | ● | 4303.0002 |
| Snap-in | 1.5 | 2-pole | 3/4 digits | ● | 4303.0062 |
| Snap-in | 1.5 | 2-pole | 2 digits | ● | 4303.0182 |
| Snap-in | 2 | 2-pole | without | ● | 4303.0003 |
| Snap-in | 2 | 2-pole | 3/4 digits | ● | 4303.0063 |
| Snap-in | 2 | 2-pole | 2 digits | ● | 4303.0183 |
| Snap-in | 2.5 | 2-pole | without | ● | 4303.0004 |
| Snap-in | 2.5 | 2-pole | 3/4 digits | ● | 4303.0064 |
| Snap-in | 2.5 | 2-pole | 2 digits | ● | 4303.0184 |
| Snap-in | 1.5 | 2-pole | without | | 4303.1002 |
| Snap-in | 1.5 | 2-pole | 3/4 digits | | 4303.1062 |
| Snap-in | 1.5 | 2-pole | 2 digits | | 4303.1182 |
| Snap-in | 2 | 2-pole | without | | 4303.1003 |
| Snap-in | 2 | 2-pole | 3/4 digits | | 4303.1063 |
| Snap-in | 2 | 2-pole | 2 digits | | 4303.1183 |
| Snap-in | 2.5 | 2-pole | without | | 4303.1004 |
| Snap-in | 2.5 | 2-pole | 3/4 digits | | 4303.1064 |
| Snap-in | 2.5 | 2-pole | 2 digits | | 4303.1184 |
| Screw-on | - | 1 pole | without | ● | 4303.0031 |
| Screw-on | - | 1 pole | 3/4 digits | ● | 4303.0091 |
| Screw-on | - | 1 pole | 2 digits | ● | 4303.0211 |
| Screw-on | - | 1 pole | without | | 4303.1031 |
| Screw-on | - | 1 pole | 3/4 digits | | 4303.1091 |
| Screw-on | - | 1 pole | 2 digits | | 4303.1211 |
| Screw-on | - | 2-pole | without | ● | 4303.0001 |
| Screw-on | - | 2-pole | 3/4 digits | ● | 4303.0061 |
| Screw-on | - | 2-pole | 2 digits | ● | 4303.0181 |
| Screw-on | - | 2-pole | without | | 4303.1001 |
| Screw-on | - | 2-pole | 3/4 digits | | 4303.1061 |
| Screw-on | - | 2-pole | 2 digits | | 4303.1181 |

Packaging unit 50 Pcs


Required Accessory

Description



Fusedrawer 3
Drawers for fuse links 5x20mm resp. 6.3x32mm

Accessory



Assorted Covers
Rear Cover



Cord retaining kits
Cord retaining strain relieve