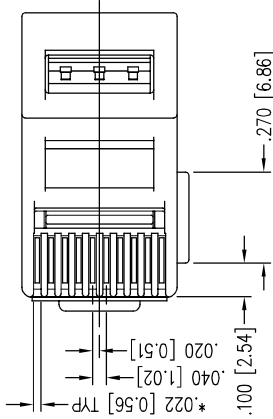
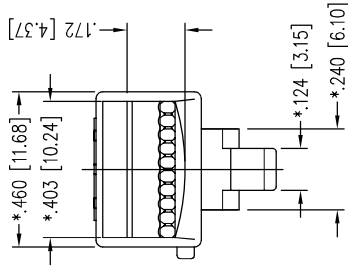
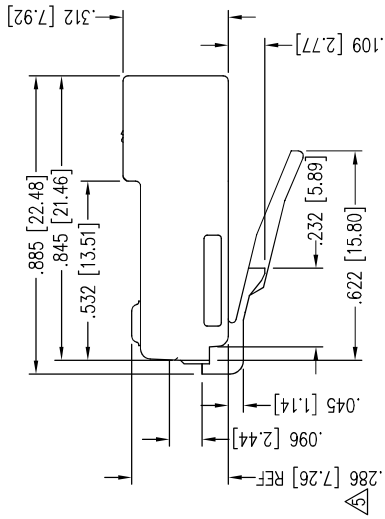
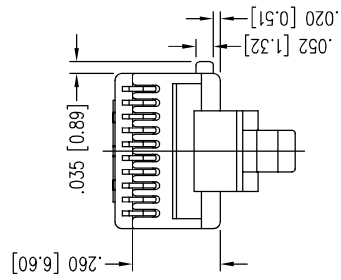


2



B



NOTES:

- 1- MATERIALS:
PLUG BODY: POLYCARBONATE, UL 94-V0, CLEAR
CONTACTS: PHOSPHOR BRONZE, SELECTIVE GOLD PLATING
 - 2- CONTACTS TERMINATE STRANDED CONDUCTORS UP TO .037 [.940] OUTSIDE DIAMETER OF INSULATION.
 - 3- FOR PRODUCT SPECIFICATION SEE PRO26-01.
 - 4- DIMENSIONS AND TOLERANCES COMPLY WITH TIA-1096 STANDARD.
- △ TERMINATED PLUG HEIGHT: .237 [6.02] ±.005 [0.13]

B

DATE	REV	EON	APPD. BY
1-5-15	B3	10166	TRM
3-14-16	B4	10605	TRM

1

A

50 MICRO-INCHES [1.27um]	937-SP-301010R-K2
CONTACT PLATING IN MATING AREA	PART NUMBER

A


THIRD ANGLE PROJECTION	
DO NOT SCALE DRAWING DRAWING IS SUBJECT TO CHANGE WITHOUT NOTICE	
DIMENSIONS: INCHES (METRIC) UNLESS OTHERWISE SPECIFIED TOLERANCES ARE ±.005 [0.13] ANGLES ARE ± 1°	
SHEET NO. 1 OF 1	

a bel group
 11118 Susquehanna Trl, South
 Glen Rock, PA 17327-9199
 (717) 235-7512
<http://www.stewartconnector.com>

DRN BY: JAF DATE: 5-27-05
 APPD BY: RGC DATE: 5-31-05
 DWG NO. CT1300072 REV. B4

TITLE: 10 CONDUCTOR / 10 POSITION LINE CORD MODULE WITH RADIAL BACK; K2 KEY OPTION; COLOR : CLEAR

THIS DRAWING AND THE SUBJECT MATTER SHOWN THEREON ARE CONFIDENTIAL AND THE PROPRIETARY PROPERTY OF STEWART CONNECTOR. NO PART OF THIS DRAWING OR CONTENTS OR USED IN ANY MANNER WITHOUT PRIOR WRITTEN CONSENT OF STEWART CONNECTOR. ONE OR MORE U.S. PATENTS MAY APPLY TO THIS PRODUCT. FOR DETAILS, PLEASE VISIT: [HTTP://REFUSE.COM/STEWART/PATENTS/](http://REFUSE.COM/STEWART/PATENTS/)



AutoCAD

1

2