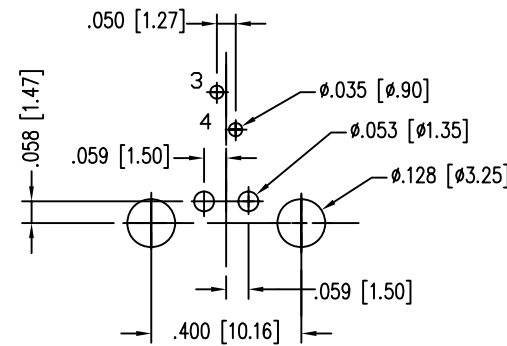
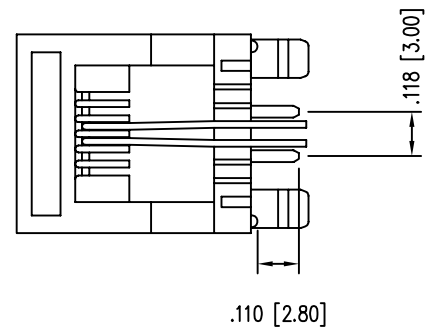
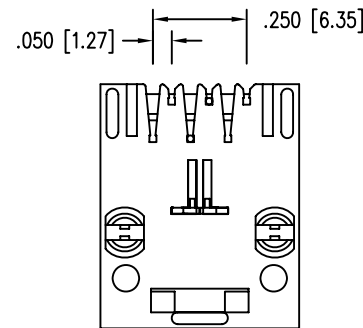
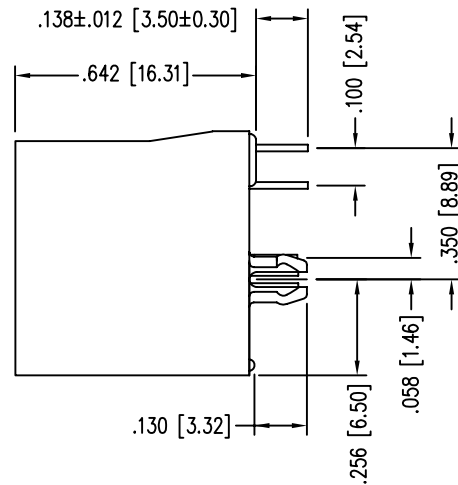
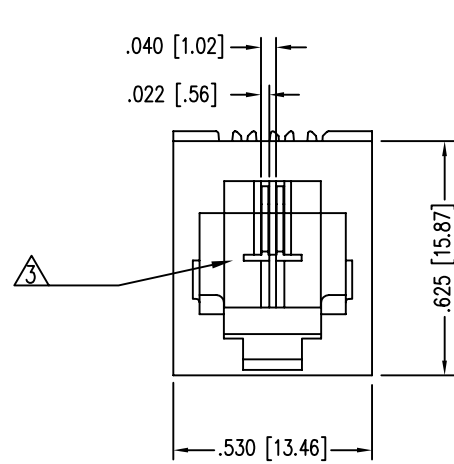


DATE	REV	ECN	APP'D. BY
3-5-10	B0	8917	TRM




PC Board layout  
Component Side Shown

NOTES:

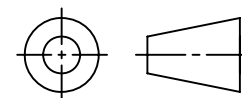
- CONNECTOR MATERIALS:  
HOUSING: NYLON+30%G.F., UL94 V-0, COLOR: BLACK  
CONTACTS: COPPER ALLOY  
CONTACT PLATING: GOLD OVER NICKEL  
SEE CHART FOR PARTING THICKNESS
- FOR PRODUCT SPECIFICATIONS SEE PR030-01.
- RATED AT MAX. 260°C FOR MAX. 10 SECS.
- DIMENSIONS AND TOLERANCES COMPLY WITH SPEC TIA-1096.

50 MICRO-INCHES [1.27um]	SS65600-010G
CONTACT PLATING IN MATING AREA	PART NUMBER

EPP-918A TYPICAL PROPERTIES		
PROPERTY	VALUE	TEST METHOD
COLOR	LIGHT YELLOW	
SPECIFIC GRAVITY	0.75	ASTM D-792
DENSITY	0.89	ASTM D-1480
OPERATING TEMPERATURE RANGE	-40°C TO 85°C	
WATER SOLUBILITY	NEGLECTIBLE	



THIRD ANGLE PROJECTION



DO NOT SCALE DRAWING  
DRAWING IS SUBJECT TO  
CHANGE WITHOUT NOTICE

DIMENSIONS: INCHES [METRIC]

UNLESS OTHERWISE SPECIFIED  
TOLERANCES ARE ±.005 [0.13]  
ANGLES ARE ± 1°

SHEET NO. 1 OF 1

# Bel Stewart Connector

11118 Susquehanna Trail South  
Glen Rock, PA 17327-9199  
(717) 235-7512 Fax: (717) 235-7954 <http://www.stewartconnector.com>

TITLE: VERTICAL SHORTING JACK, TWO CONTACT, SIX POSITION,  
CONTAINS EPP-918A

THIS DRAWING AND THE SUBJECT MATTER SHOWN THEREON  
ARE CONFIDENTIAL AND THE PROPRIETARY PROPERTY OF  
BEL STEWART CONNECTOR AND SHALL NOT BE REPRODUCED,  
COPIED, OR USED IN ANY MANNER WITHOUT PRIOR WRITTEN  
CONSENT OF BEL STEWART CONNECTOR. THE SUBJECT  
MATTER MAY BE PATENTED OR A PATENT MAY BE PENDING.

DRN BY:	RVO	DATE	02-02-05
APPD BY:	RCG	DATE	02-02-05
DWG NO.	CT650124G	REV.	B0