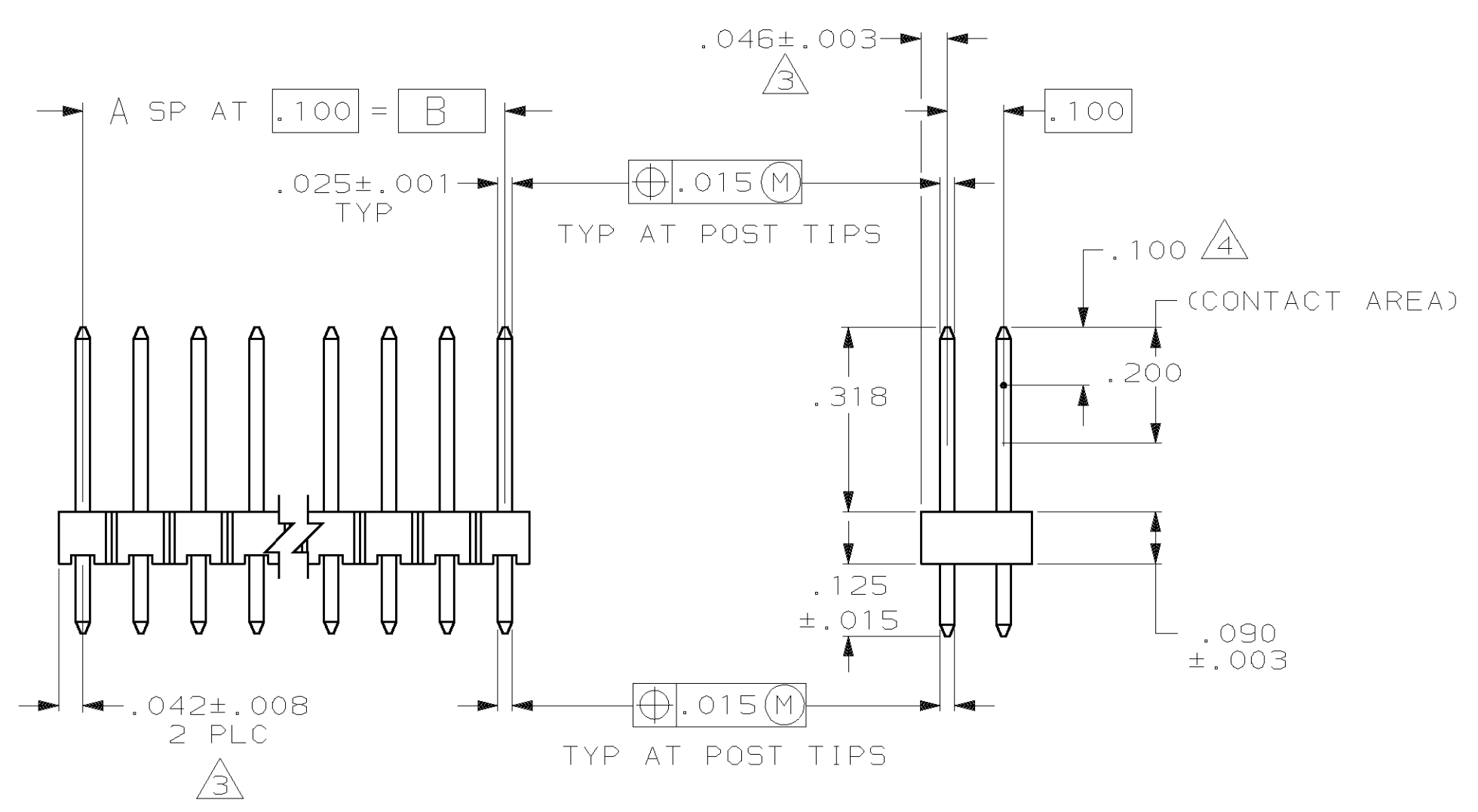
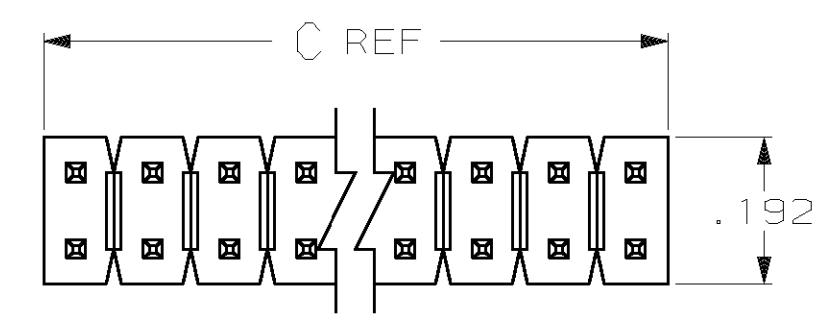
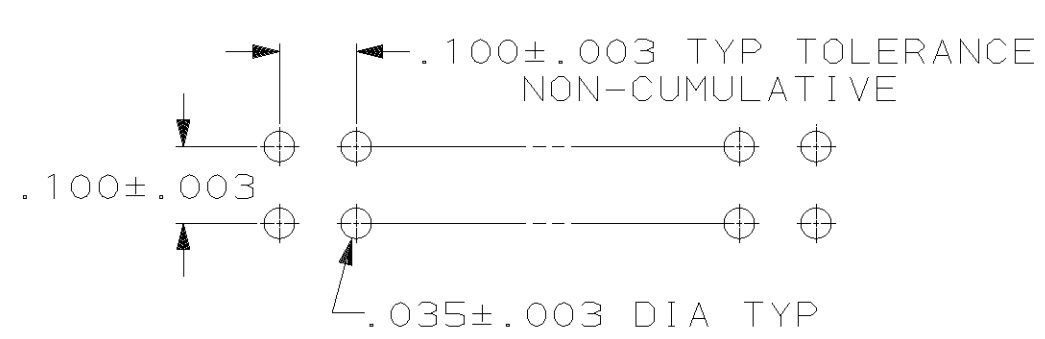


REVISIONS								
LOC	DIST	P	F	ZONE	LTR	DESCRIPTION	DATE	APPD
AD	39				B	REV&REDRAWN ECN 1691	-	-
					C	REV LOC & DIST AD-4171	3-90	BF
					D	REV PER ECN 0010-0187-92	11/23/92	JK
					E	REV PER ECN 0010-0436-95	1-10-97	GD
					F	REV PER 0621-0244-98	30NOV98	JG
					G	REV PER 063C-0249-99	03FEB00	JG



3.984	3.900	39	80	4-102977-0
3.884	3.800	38	78	3-102977-9
3.784	3.700	37	76	3-102977-8
3.684	3.600	36	74	3-102977-7
3.584	3.500	35	72	3-102977-6
3.484	3.400	34	70	3-102977-5
3.384	3.300	33	68	3-102977-4
3.284	3.200	32	66	3-102977-3
3.184	3.100	31	64	3-102977-2
3.084	3.000	30	62	3-102977-1
2.984	2.900	29	60	3-102977-0
2.884	2.800	28	58	2-102977-9
2.784	2.700	27	56	2-102977-8
2.684	2.600	26	54	2-102977-7
2.584	2.500	25	52	2-102977-6
2.484	2.400	24	50	2-102977-5
2.384	2.300	23	48	2-102977-4
2.284	2.200	22	46	2-102977-3
2.184	2.100	21	44	2-102977-2
2.084	2.000	20	42	2-102977-1
1.984	1.900	19	40	2-102977-0
1.884	1.800	18	38	1-102977-9
1.784	1.700	17	36	1-102977-8
1.684	1.600	16	34	1-102977-7
1.584	1.500	15	32	1-102977-6
1.484	1.400	14	30	1-102977-5
1.384	1.300	13	28	1-102977-4
1.284	1.200	12	26	1-102977-3
1.184	1.100	11	24	1-102977-2
1.084	1.000	10	22	1-102977-1
.984	.900	9	20	1-102977-0
.884	.800	8	18	102977-9
.784	.700	7	16	102977-8
.684	.600	6	14	102977-7
.584	.500	5	12	102977-6
.484	.400	4	10	102977-5
.384	.300	3	8	102977-4
.284	.200	2	6	102977-3
.184	.100	1	4	102977-2
.084	—	—	2	102977-1
C	B	A	NO OF POSN	PART NUMBER

- 1 ASSEMBLY MAY BE BROKEN TO THE DESIRED NUMBER OF POSITIONS
- 2 TRUE POSITION TOLERANCE OF THE POST TIPS APPLIES WHEN THE HEADER IS HELD FLAT AGAINST THE PRINTED CIRCUIT BOARD
- ③ THE NOTED DIMENSIONS APPLY AT THE INTERSECTION OF THE POST AND HOUSING
- ④ POINT OF MEASUREMENT FOR PLATING THICKNESS



RECOMMENDED HOLE LAYOUT

UNLESS OTHERWISE SPECIFIED DIMENSIONS ARE IN INCHES TOLERANCES ON :	DR 10-15-87 H MOLL	AMP INCORPORATED Harrisburg, Pa. 17105
2 PL DEC ±.005 3 PL DEC ±.005 ANGLES ±.	CHK 10-20-87 T. CLARK APPD 10-20-87 T. CLARK	
MATERIAL: HOUSING: FLAME RETARDANT THERMOPLASTIC; COLOR-BLACK	APPD 10-20-87 R. ELICKER PRODUCT SPEC	NAME HEADER ASSY, MOD 11, BREAKAWAY, DOUBLE ROW, .100X.100¢, VERTICAL, WITH .025 SQ POSTS
POST: PHOSPHOR BRONZE FINISH: POSTS: .000030 GOLD ON CONTACT AREA, .000100-.000200 MATTE TIN-LEAD ON SOLDER TAIL ALL OVER .000050 NICKEL	APPLICATION SPEC WEIGHT	SIZE FSCM NO DRAWING NO
		D 00779 SCALE 4:1 SHEET 1 OF 1