




Have a Question?
 Chat with a Product
 Information Specialist

What can we help you find?

[Products](#) |
 [Industries](#) |
 [Resources](#) |
 [About TE](#) |
 [My Account](#) |
 [Innovation](#) |
 [Support Center](#)

103168-4 Product Details

[Share](#) |
 [Print](#) |
 [Email](#)



103168-4

TE Internal Number: 103168-4

Active

.100 inch AMPMODU Headers

Not EU RoHS or ELV Compliant (Find RoHS Compliant Alternates)

Product Highlights:

- Connector
- Header Type = Shrouded
- 12 Positions
- Mating Post Length = 8.08 mm
- Row-to-Row Spacing = 2.54 mm

[View all Features](#)

Quick Links

- ▶ [Pricing & Availability](#)
- ▶ [Search for Tooling](#)
- ▶ [Product Feature Selector](#)
- ▶ [Contact Us About This Product](#)

[View 3D PDF](#)

[Add to My Part List](#)

[Request Sample](#)

[Find Similar Products](#)

[Buy Product](#)

Documentation & Additional Information

Product Drawings:

- [HDR ASSY, MOD II, SHROUDED, 4 SIDES, DBL ROW, VERTIC...](#) (PDF, English)

Catalog Pages/Data Sheets:

- None Available

Product Specifications:

- None Available

Application Specifications:

- None Available

Instruction Sheets:

- None Available

CAD Files: (CAD Format & Compression Information)

- [2D Drawing](#) (DXF, Version L)
- [3D Model](#) (IGES, Version L)
- [3D Model](#) (STEP, Version L)

[List all Documents](#)

Additional Information:

- [Product Line Information](#)

Related Products:

- [Tooling](#)

Product Features (Please use the Product Drawing for all design activity)

Product Type Features:

- Product Type = Connector
- Mount Angle = Vertical
- PCB Mount Retention = Without
- Board Standoff = Without
- Mating Connector Lock = With
- Mating Connector Lock Type = Detent Windows
- Post Size (mm [in]) = 0.64 [0.025]
- Profile = Standard

Mechanical Attachment:

- Mounting Ears = Without
- Panel Mount Retention = Without

Termination Features:

- Termination Post Length (mm [in]) = 3.18 [0.125]

Dimensions:

- Mating Post Length (mm [in]) = 8.08 [0.318]
- [Shrouded] End Dimension (mm [in]) = 1.68 [0.066]

Body Features:

- Header Type = Shrouded
- Row-to-Row Spacing (mm [in]) = 2.54 [0.100]
- Selectively Loaded = No
- Mount Type = Printed Circuit Board

Contact Features:

- Contact Plating, Mating Area, Material = Gold (30)

Housing Features:

- Housing Material = Thermoplastic - GF
- Housing Style = 4-Sided
- Housing Color = Black

Configuration Features:

- Number of Positions = 12
- Number of Rows = 2
- Surface Mount Compatible = No

Industry Standards:

- RoHS/ELV Compliance = Not ELV/RoHS compliant
- Lead Free Solder Processes = Wave solder capable to 240°C
- UL Flammability Rating = UL 94V-0

Environmental:

- Operating Temperature (°C) = -55 - +105

Conditions for Usage:

- High Temperature Housing = No

Operation/Application:

- High Speed Serial Data Connector = No

Other:

- Brand = AMP

- Solder Tail Contact Plating = Tin-Lead over Nickel
- Contact Shape = Square
- Contact Base Material = Phosphor Bronze

Corporate Information

- [About TE](#)
- [Investors](#)
- [News Room](#)
- [Supplier Portal](#)
- [Careers](#)
- [Terms & Conditions](#)
- [Privacy Policy](#)
- [AODA Accessibility Policy](#)
- [AODA Multi-Year Accessibility Plan](#)

Quick Links

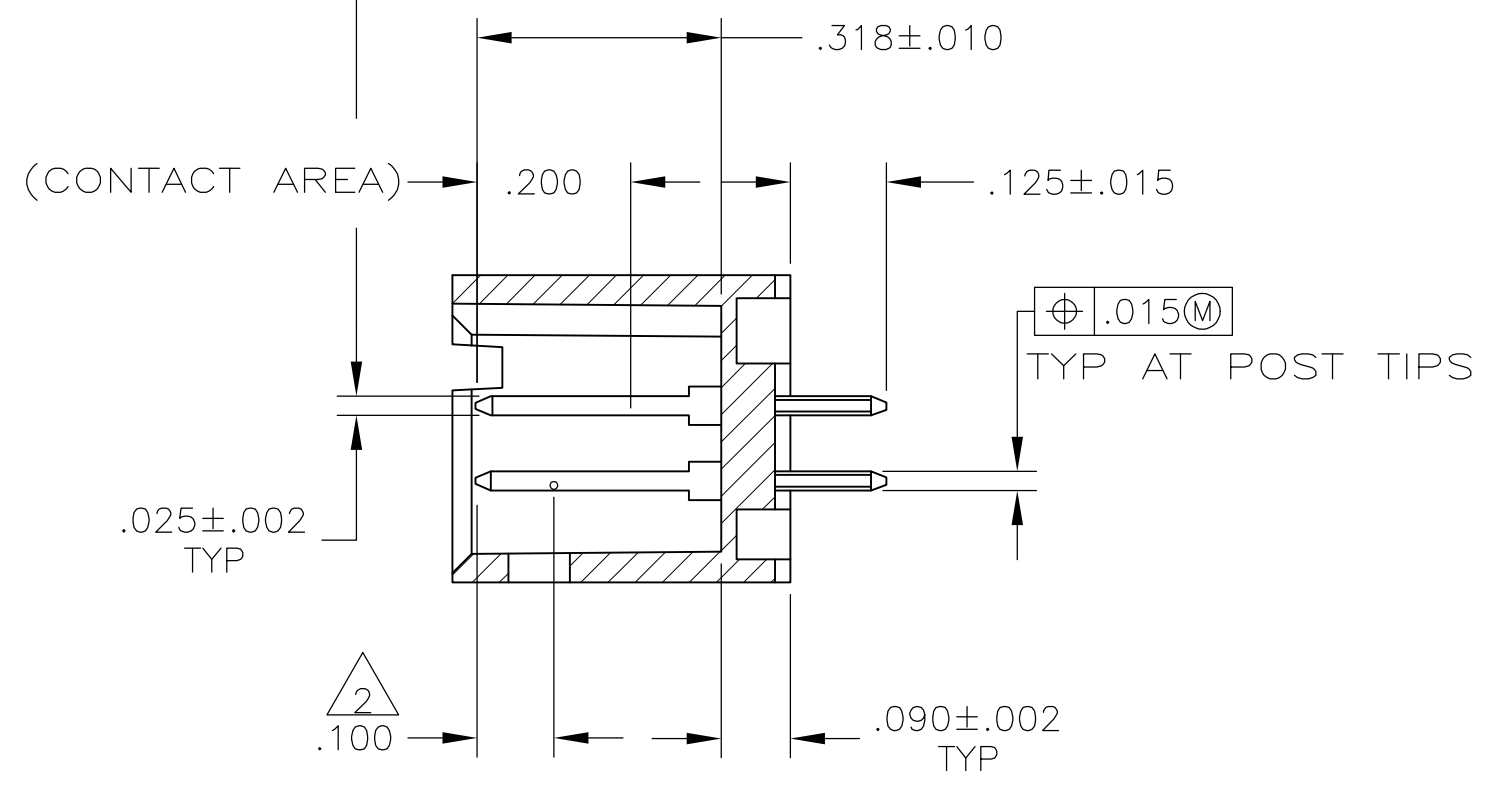
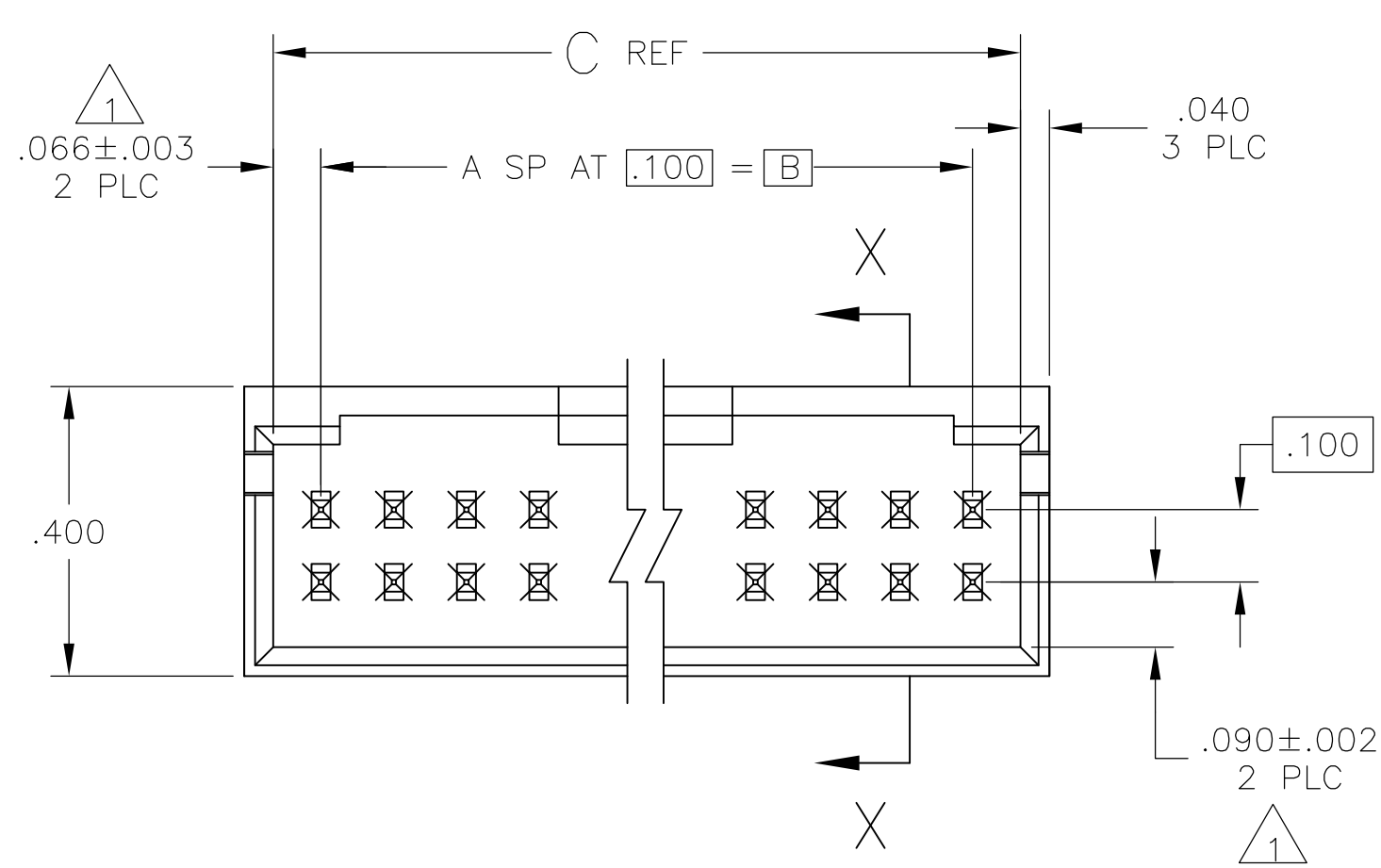
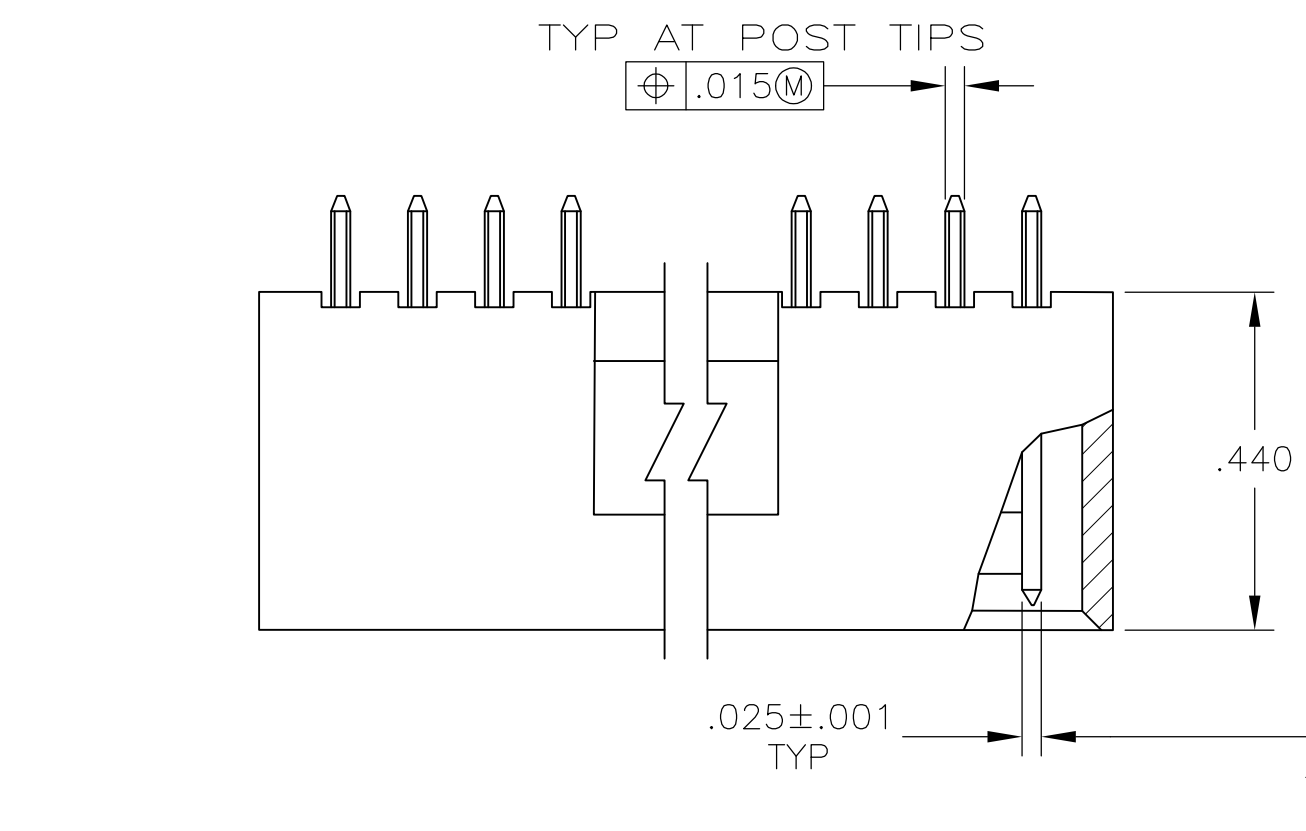
- [Distributor Inventory](#)
- [Product Cross Reference](#)
- [Documents & Drawings](#)
- [Product Compliance Support Center](#)
- [Site Map](#)

Customer Support

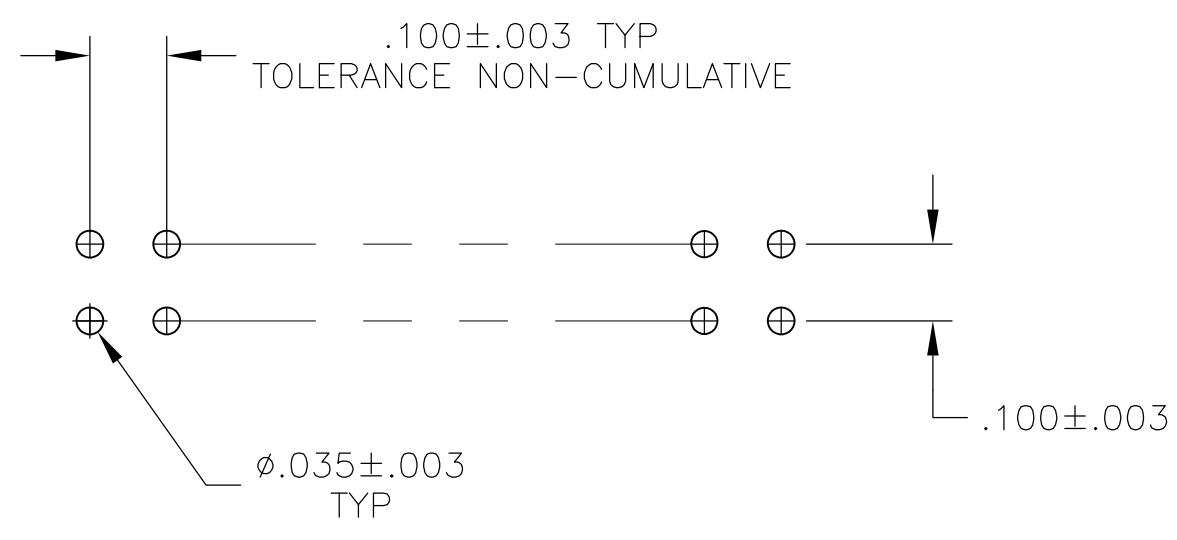
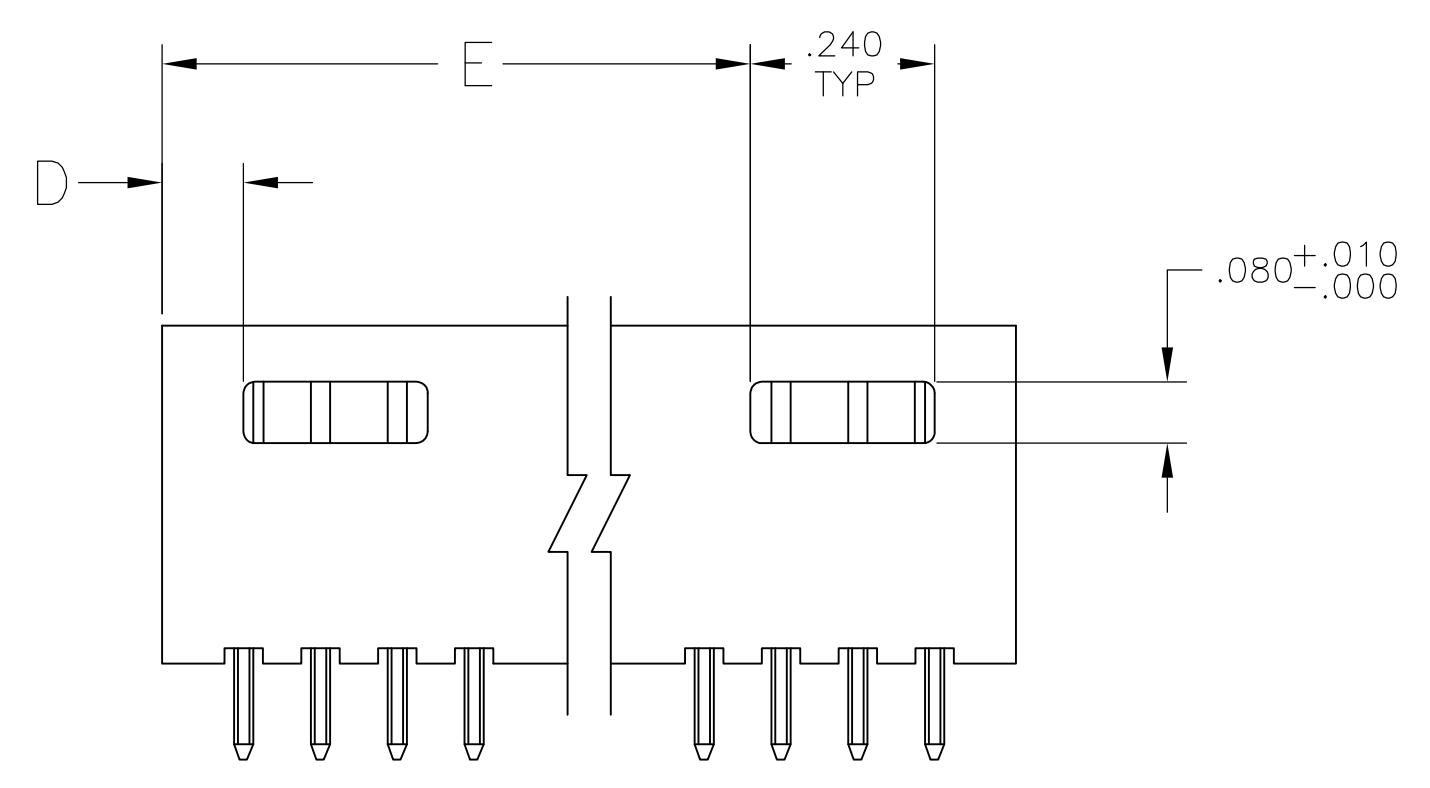
- [Email or Chat With Us](#)
- [Find a Phone Number](#)
- [Knowledge Base](#)
- [Manage Your Account](#)

Keep Me Informed





- 1 THE NOTED DIMENSIONS APPLY AT THE INTERSECTION OF THE POST AND HOUSING
- 2 POINT OF MEASUREMENT FOR PLATING THICKNESS
- 3 OBSOLETE PART NUMBER
- 4 POSTS: .000030 GOLD IN CONTACT AREA, .000100-.000200 MATTE TIN-LEAD ON SOLDER TAIL, ALL OVER .000050 NICKEL
- 5 POSTS: .000030 GOLD IN CONTACT AREA, .000100-.000200 MATTE TIN ON SOLDER TAIL, ALL OVER .000050 NICKEL
- 6 OBSOLETE PARTS: OBSOLETE CIS STREAMLINING PER D.RENAUD/D.SINISI



RECOMMENDED HOLE LAYOUT

SECTION X-X

PLATING	E	D	C	B	A	NO OF POSN	ASSEMBLY PART NUMBER
5	3.506	.106	3.732	3.600	36	74	8-103168-5
5	3.406	.106	3.632	3.500	35	72	8-103168-4
5	3.306	.106	3.532	3.400	34	70	8-103168-3
5	3.206	.106	3.432	3.300	33	68	8-103168-2
5	3.106	.106	3.332	3.200	32	66	8-103168-1
5	3.006	.106	3.232	3.100	31	64	8-103168-0
5	2.906	.106	3.132	3.000	30	62	7-103168-9
5	2.806	.106	3.032	2.900	29	60	7-103168-8
5	2.706	.106	2.932	2.800	28	58	7-103168-7
5	2.606	.106	2.832	2.700	27	56	7-103168-6
5	2.506	.106	2.732	2.600	26	54	7-103168-5
5	2.406	.106	2.632	2.500	25	52	7-103168-4
5	2.306	.106	2.532	2.400	24	50	7-103168-3
5	2.206	.106	2.432	2.300	23	48	7-103168-2
5	2.106	.106	2.332	2.200	22	46	7-103168-1
5	2.006	.106	2.232	2.100	21	44	7-103168-0
5	1.906	.106	2.132	2.000	20	42	6-103168-9
5	1.806	.106	2.032	1.900	19	40	6-103168-8
5	1.706	.106	1.932	1.800	18	38	6-103168-7
5	1.606	.106	1.832	1.700	17	36	6-103168-6
5	1.506	.106	1.732	1.600	16	34	6-103168-5
5	1.406	.106	1.632	1.500	15	32	6-103168-4
5	1.306	.106	1.532	1.400	14	30	6-103168-3
5	1.206	.106	1.432	1.300	13	28	6-103168-2
5	1.106	.106	1.332	1.200	12	26	6-103168-1
5	1.006	.106	1.232	1.100	11	24	6-103168-0
5	.906	.106	1.132	1.000	10	22	5-103168-9
5	.806	.106	1.032	.900	9	20	5-103168-8
5	---	.406	.932	.800	8	18	5-103168-7
5	---	.306	.832	.700	7	16	5-103168-6
5	---	.306	.732	.600	6	14	5-103168-5
5	---	.206	.632	.500	5	12	5-103168-4
5	---	.206	.532	.400	4	10	5-103168-3
5	---	.106	.432	.300	3	8	5-103168-2
5	---	.106	.332	.200	2	6	5-103168-1

PLATING	E	D	C	B	A	NO OF POSN	ASSEMBLY PART NUMBER
4	3.506	.106	3.732	3.600	36	74	3-103168-5
4	3.406	.106	3.632	3.500	35	72	3-103168-4
4	3.306	.106	3.532	3.400	34	70	3-103168-3
4	3.206	.106	3.432	3.300	33	68	3-103168-2
4	3.106	.106	3.332	3.200	32	66	3-103168-1
4	3.006	.106	3.232	3.100	31	64	3-103168-0
4	2.906	.106	3.132	3.000	30	62	2-103168-9
4	2.806	.106	3.032	2.900	29	60	2-103168-8
4	2.706	.106	2.932	2.800	28	58	2-103168-7
4	2.606	.106	2.832	2.700	27	56	2-103168-6
4	2.506	.106	2.732	2.600	26	54	2-103168-5
4	2.406	.106	2.632	2.500	25	52	2-103168-4
4	2.306	.106	2.532	2.400	24	50	2-103168-3
4	2.206	.106	2.432	2.300	23	48	2-103168-2
4	2.106	.106	2.332	2.200	22	46	2-103168-1
4	2.006	.106	2.232	2.100	21	44	2-103168-0
4	1.906	.106	2.132	2.000	20	42	1-103168-9
4	1.806	.106	2.032	1.900	19	40	1-103168-8
4	1.706	.106	1.932	1.800	18	38	1-103168-7
4	1.606	.106	1.832	1.700	17	36	1-103168-6
4	1.506	.106	1.732	1.600	16	34	1-103168-5
4	1.406	.106	1.632	1.500	15	32	1-103168-4
4	1.306	.106	1.532	1.400	14	30	1-103168-3
4	1.206	.106	1.432	1.300	13	28	1-103168-2
4	1.106	.106	1.332	1.200	12	26	1-103168-1
4	1.006	.106	1.232	1.100	11	24	1-103168-0
4	.906	.106	1.132	1.000	10	22	103168-9
4	.806	.106	1.032	.900	9	20	103168-8
4	---	.406	.932	.800	8	18	103168-7
4	---	.306	.832	.700	7	16	103168-6
4	---	.306	.732	.600	6	14	103168-5
4	---	.206	.632	.500	5	12	103168-4
4	---	.206	.532	.400	4	10	103168-3
4	---	.106	.432	.300	3	8	103168-2
4	---	.106	.332	.200	2	6	103168-1

THIS DRAWING IS A CONTROLLED DOCUMENT.

DIMENSIONS: INCHES	TOLERANCES UNLESS OTHERWISE SPECIFIED:	DIN H. MOLL 04 SEP 87	APVO R. FEJDT 09 SEP 87
0 PLC ± -	1 PLC ± -	2 PLC ± -	3 PLC ± .005
4 PLC ± -	ANGLES ± -	MATERIAL: HOUSING: FUME-RESISTANT THERMOPLASTIC; COLOR-BLACK; POSTS: PHOS BRINZE	
FINISH: SEE TABLE	WEIGHT: -	SIZE: A1	CAGE CODE: 00779
CUSTOMER DRAWING		SCALE: 4:1	SHEET 1 OF 1

STE TE Connectivity

HDR ASSY, MOD II, SHROUDED, 4 SIDES, DBL ROW, VERTICAL, .100X.100, WITH .025 SQ POSTS

00779-103168

REV J3