

Distributed by:

**JAMECO**<sup>®</sup>  
ELECTRONICS

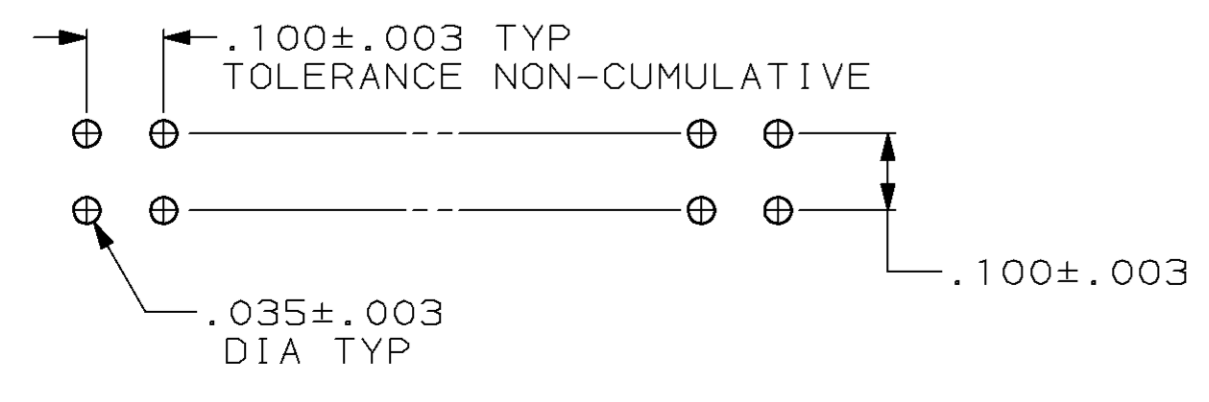
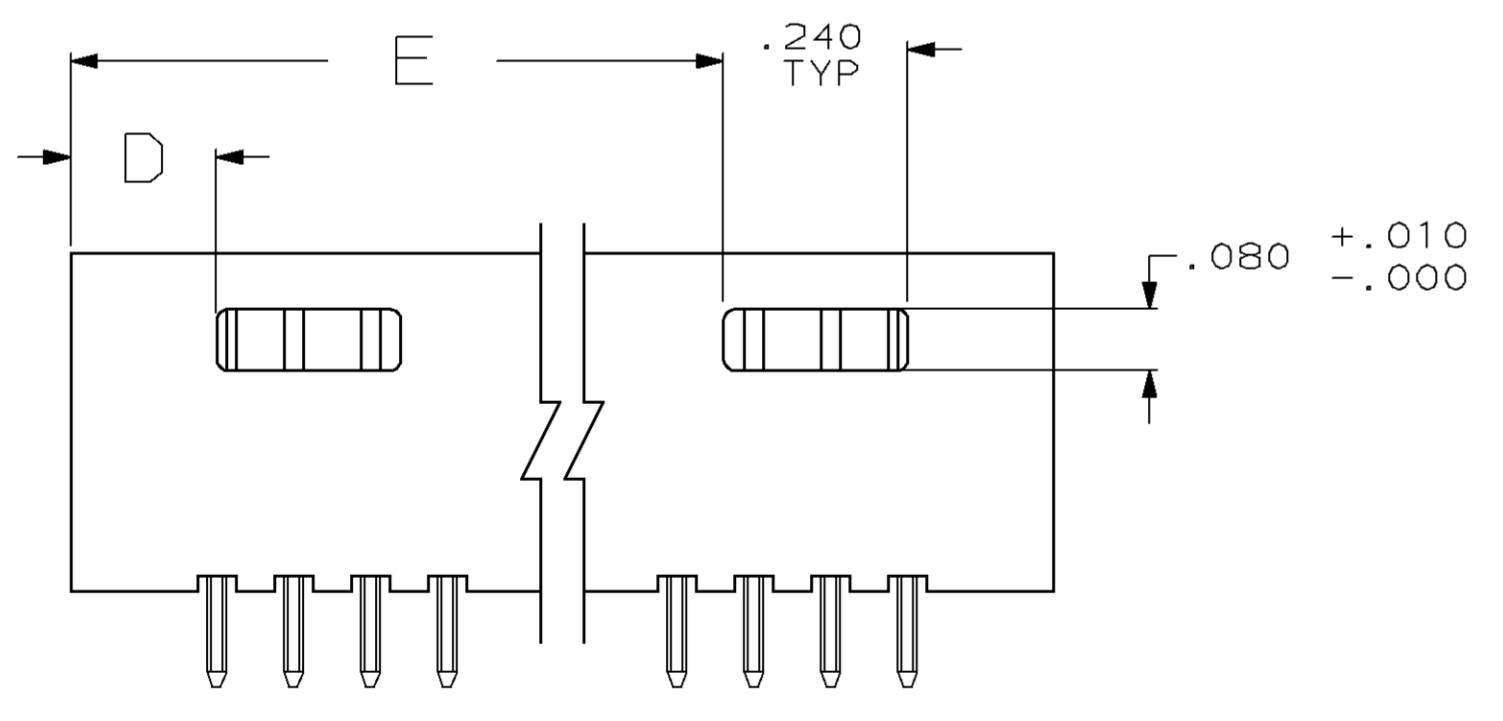
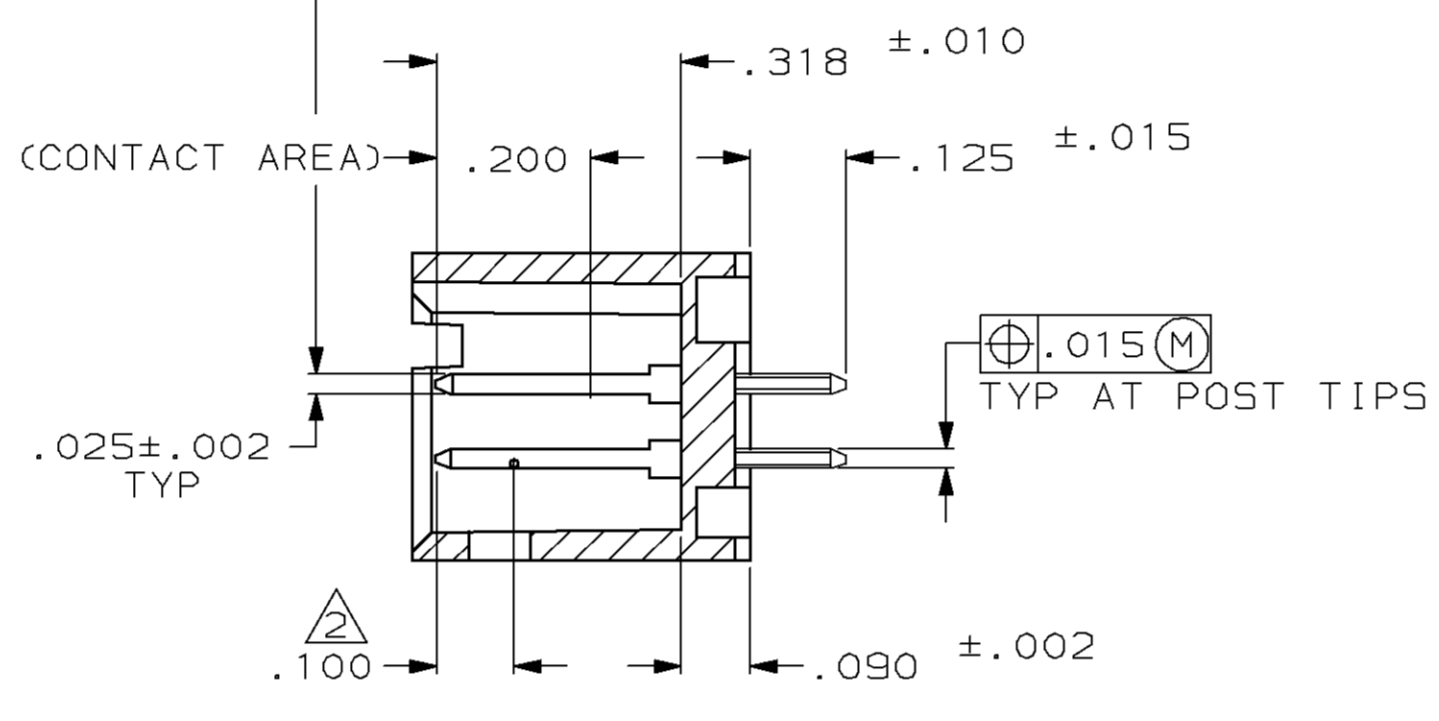
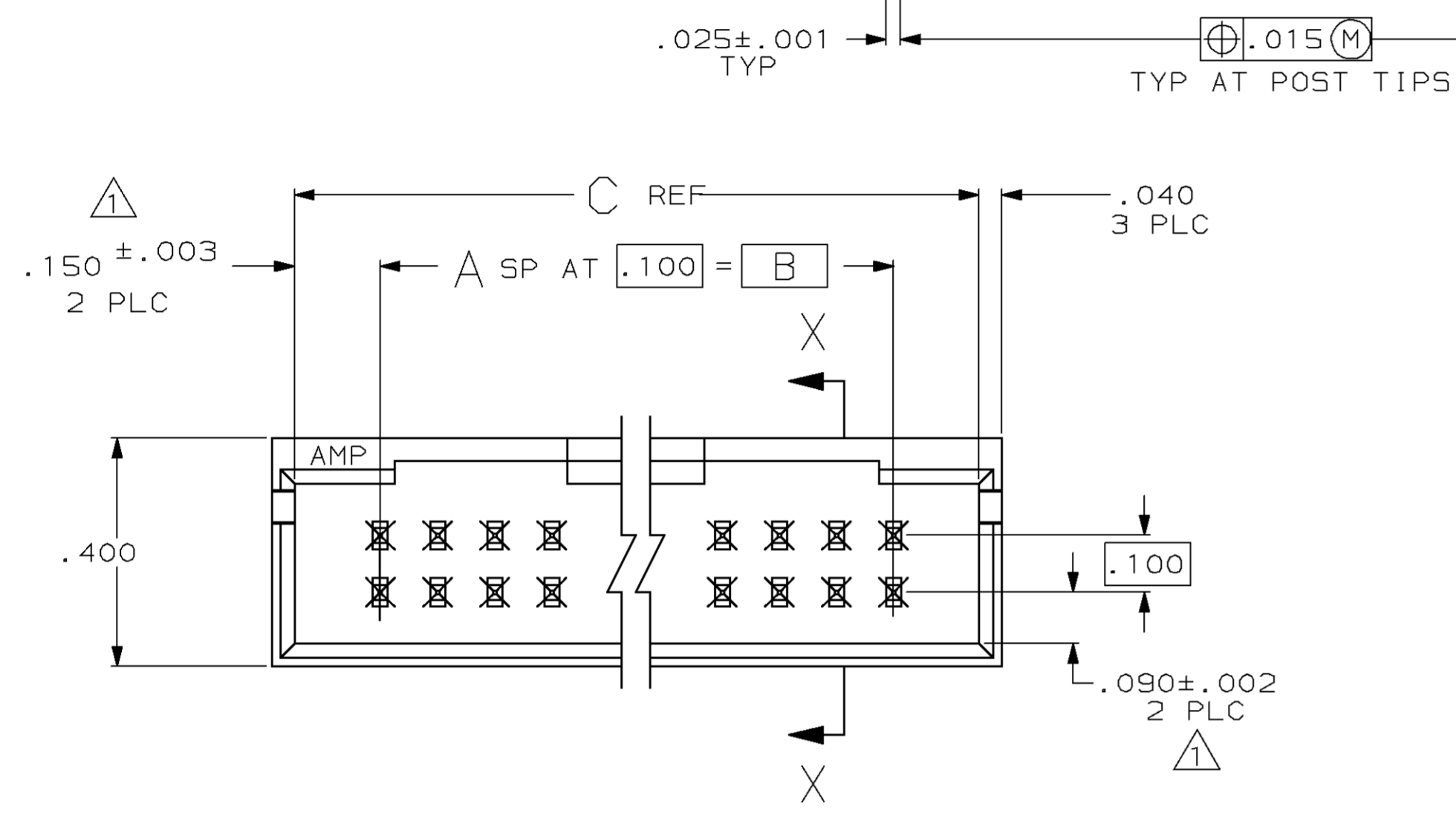
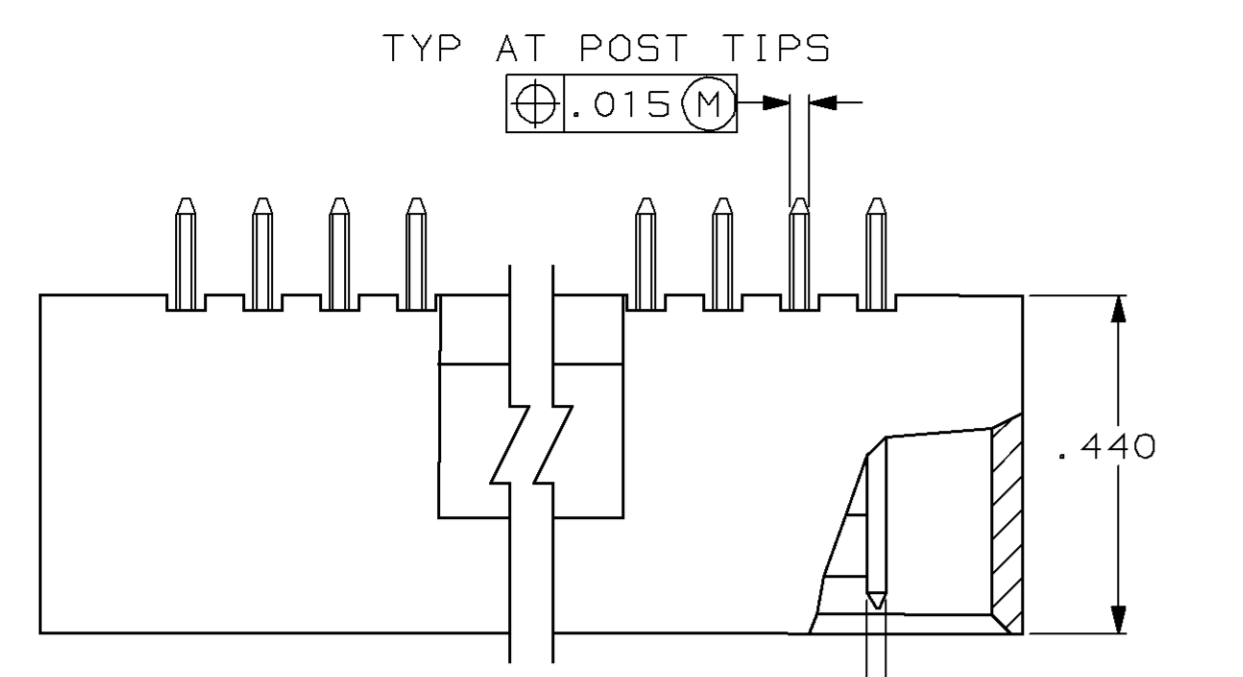
**www.Jameco.com ♦ 1-800-831-4242**

The content and copyrights of the attached  
material are the property of its owner.

Jameco Part Number 737694

① THE NOTED DIMENSIONS APPLY AT THE INTERSECTION OF THE POST AND HOUSING  
 ② POINT OF MEASUREMENT FOR PLATING THICKNESS  
 ③ INDICATED PARTS ARE PACKAGED IN "GANG-OF-TUBES"

MOD	LOC	DIST	P	F	ZONE	LTR	DESCRIPTION	DATE	APPD
25	AD	39					REV&REDRAWN ECN 1642	-	-
							REV PER ECN AR2295	4/14/88	KIH
							REV & ADDED 3--5 PER 3012	6-7-89	CO
							REV LOC & DIST AD-4171	3-90	BF
							ECN AD-4707	08/02/90	KIH
							REV PER AD-5084	1-31-91	-
							REV PER 0010-0981-93 TT	10-93	JM
							REV.PER ECN.0010-0051-95 TH	3/16/95	JK
							REV PER 0310-0146-96	2-27-97	SAS
							REV PER 0310-0429-97	4AUG98	SAS



③	1.090	.190	1.400	1.100	11	24	3-103169-5
	3.490	.190	3.800	3.500	35	72	3-103169-4
	3.390	.190	3.700	3.400	34	70	3-103169-3
	3.290	.190	3.600	3.300	33	68	3-103169-2
	3.190	.190	3.500	3.200	32	66	3-103169-1
	3.090	.190	3.400	3.100	31	64	3-103169-0
	2.990	.190	3.300	3.000	30	62	2-103169-9
	2.890	.190	3.200	2.900	29	60	2-103169-8
	2.790	.190	3.100	2.800	28	58	2-103169-7
	2.690	.190	3.000	2.700	27	56	2-103169-6
	2.590	.190	2.900	2.600	26	54	2-103169-5
	2.490	.190	2.800	2.500	25	52	2-103169-4
	2.390	.190	2.700	2.400	24	50	2-103169-3
	2.290	.190	2.600	2.300	23	48	2-103169-2
	2.190	.190	2.500	2.200	22	46	2-103169-1
	2.090	.190	2.400	2.100	21	44	2-103169-0
	1.990	.190	2.300	2.000	20	42	1-103169-9
	1.890	.190	2.200	1.900	19	40	1-103169-8
	1.790	.190	2.100	1.800	18	38	1-103169-7
	1.690	.190	2.000	1.700	17	36	1-103169-6
	1.590	.190	1.900	1.600	16	34	1-103169-5
	1.490	.190	1.800	1.500	15	32	1-103169-4
	1.390	.190	1.700	1.400	14	30	1-103169-3
	1.290	.190	1.600	1.300	13	28	1-103169-2
	1.190	.190	1.500	1.200	12	26	1-103169-1
	1.090	.190	1.400	1.100	11	24	1-103169-0
	.990	.190	1.300	1.000	10	22	103169-9
	.890	.190	1.200	.900	9	20	103169-8
	.790	.190	1.100	.800	8	18	103169-7
	.690	.190	1.000	.700	7	16	103169-6
	.590	.190	.900	.600	6	14	103169-5
	.490	.190	.800	.500	5	12	103169-4
	.390	.190	.700	.400	4	10	103169-3
	.290	.190	.600	.300	3	8	103169-2
	.190	.190	.500	.200	2	6	103169-1
E	D	C	B	A	NO OF POSN	ASSEMBLY PART NUMBER	

UNLESS OTHERWISE SPECIFIED DIMENSIONS ARE IN INCHES TOLERANCES ON :		DR 9-4-87 H. MOLL	AMP INCORPORATED Harrisburg, Pa. 17105
2 PL DEC ± .005 3 PL DEC ± .005 ANGLES ± .		CHK 9-4-87 L.A. MAYER	
MATERIAL: HOUSING: FLAME RETARDANT THERMOPLASTIC, COLOR-BLACK		APPD 9-9-87 R. FEIDT	NAME HDR ASSY, MOD II, SHROUDED, 4 SIDES, DBL ROW, VERTICAL, .100X.100¢, WITH .025 SQ POSTS
POSTS: PHOS BRONZE FINISH: POSTS: .000030 GOLD IN CONTACT AREA, .000100-.000200 MATTE TIN- LEAD ON SOLDER TAIL, ALL OVER .000050 NICKEL		APPD 9-4-87 R. ELICKER	PRODUCT SPEC -
		APPLICATION SPEC -	SIZE <b>D</b>
		WEIGHT -	FSCM NO 00779
			DRAWING NO 103169
			SCALE 4:1
			SHEET 1 OF 1