

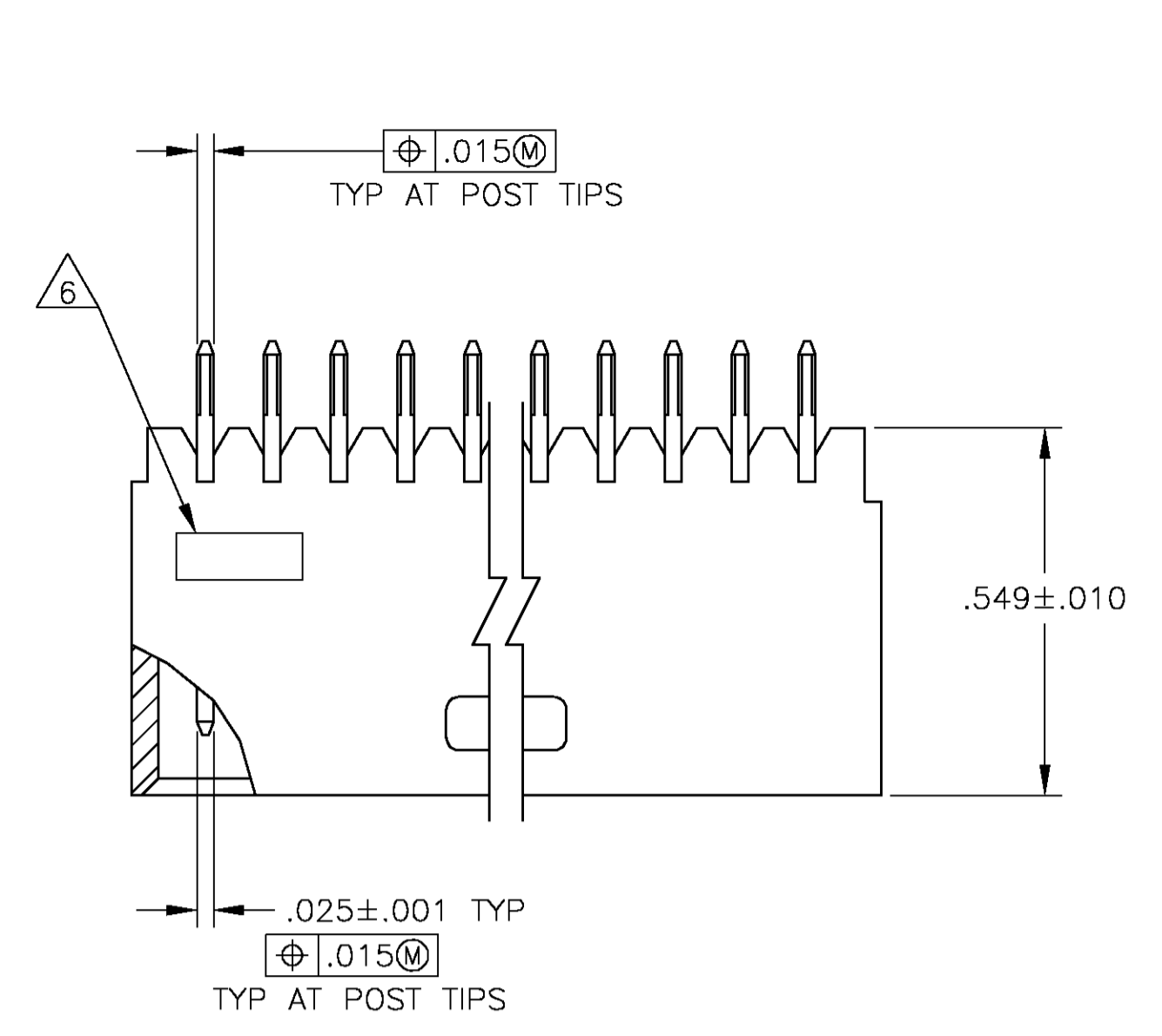
Distributed by:

**JAMECO**<sup>®</sup>  
ELECTRONICS

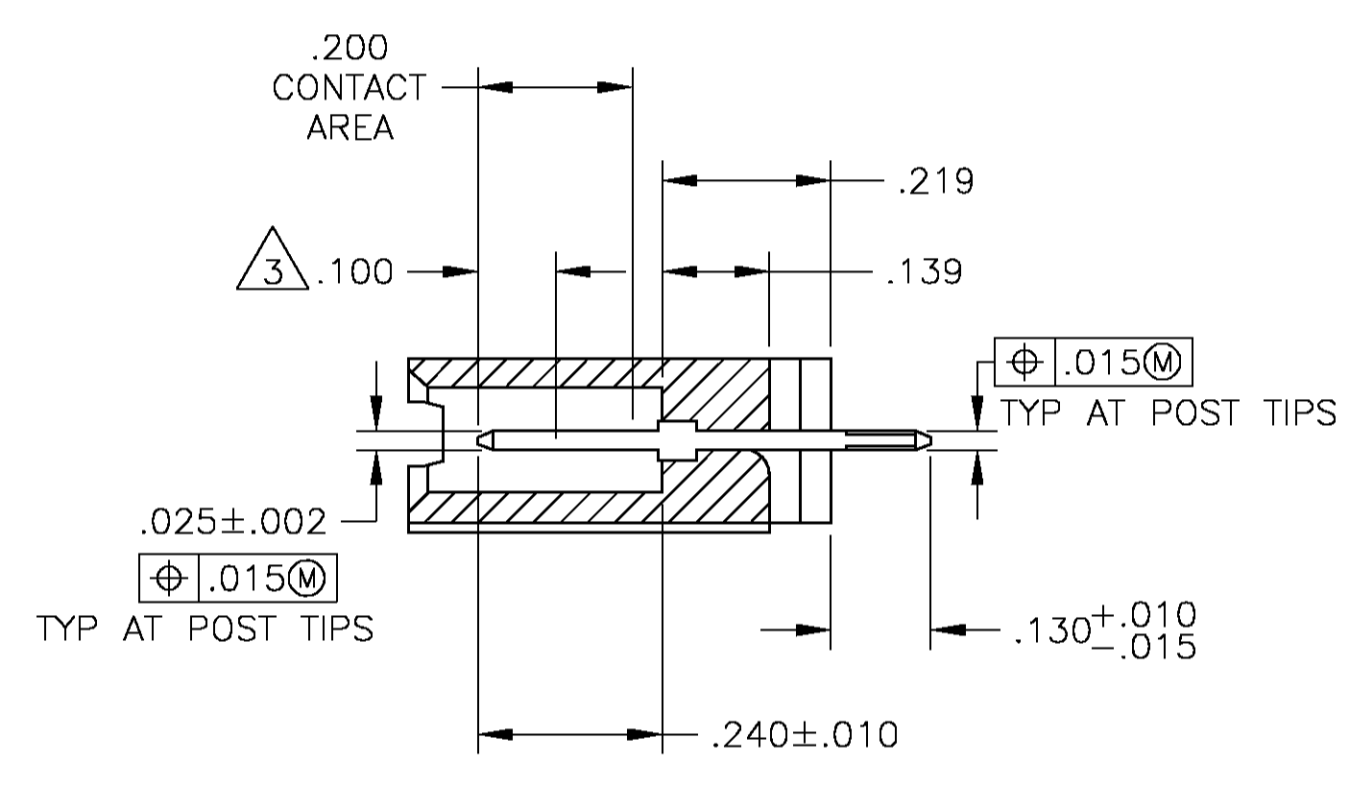
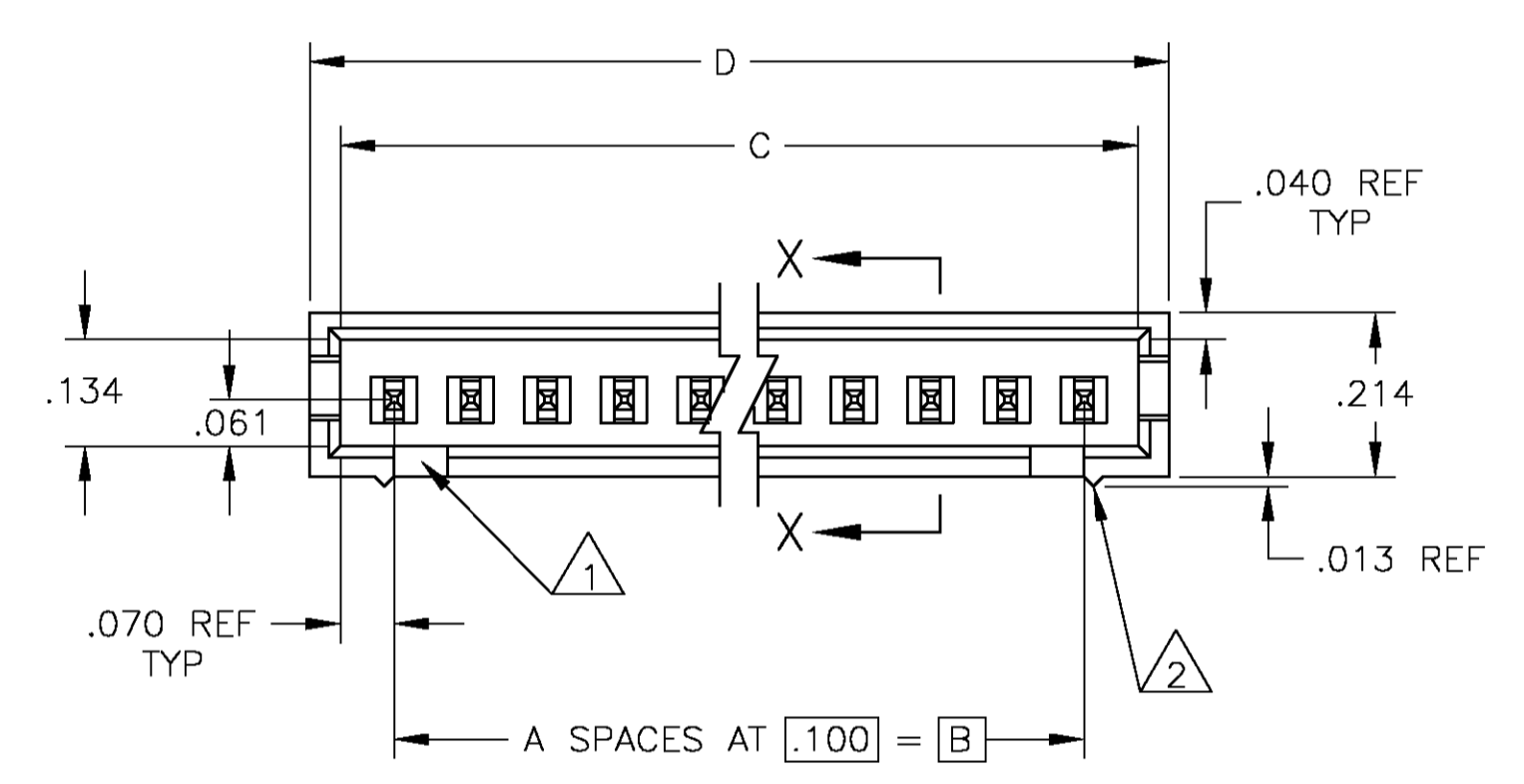
**www.Jameco.com ♦ 1-800-831-4242**

The content and copyrights of the attached  
material are the property of its owner.

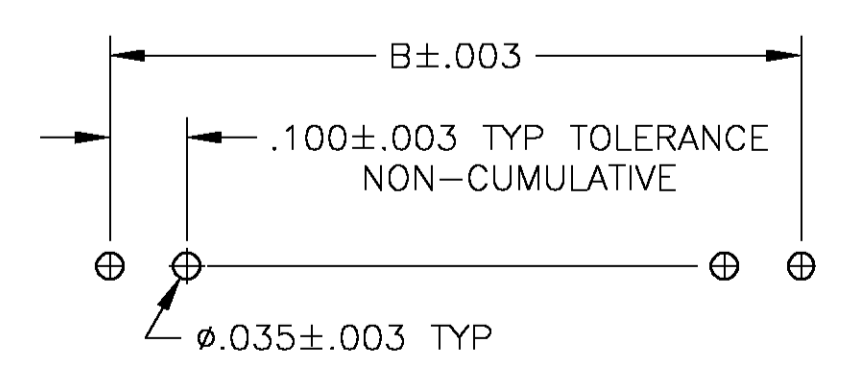
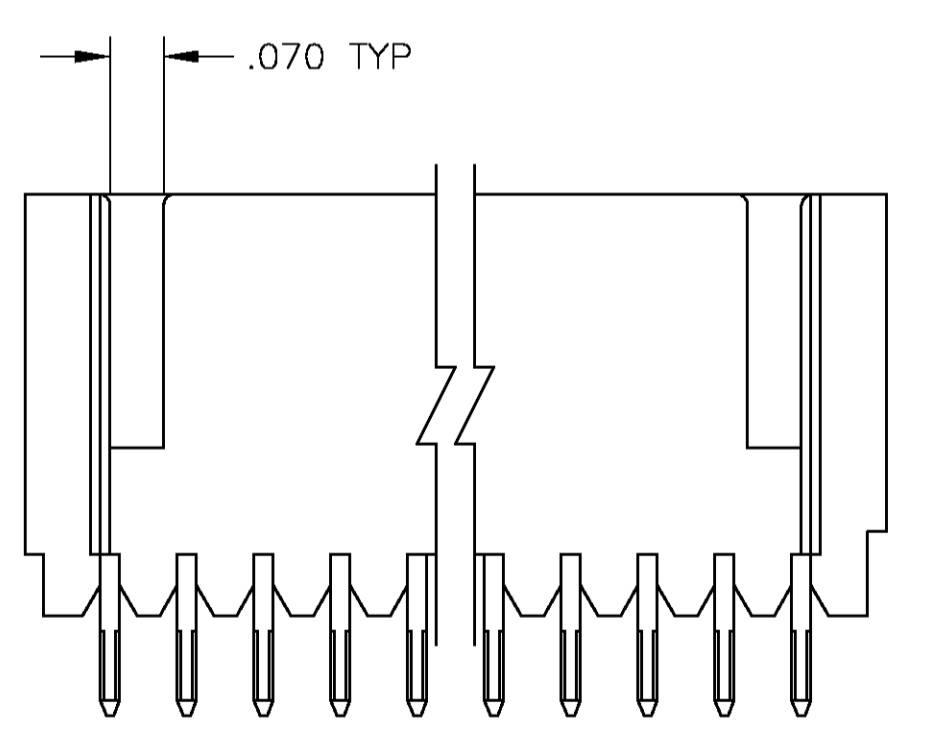
Jameco Part Number 737889



- 1 FOR 3 POSITION ONLY (.215 WIDE).
- 2 STANDOFFS: UP TO 9 POS-(2 REQD) ON THE OUTSIDE ENDS OF THE HOUSING  
10 TO 19 POS-(3 REQD) TWO ON THE OUTSIDE ENDS AND ONE CENTERED ON THE HOUSING  
19 POS AND LARGER-(4 REQD) TWO ON THE OUTSIDE ENDS AND TWO SPACED EVENLY  
WITHIN THE REMAINING LENGTH OF THE HOUSING.
- 3 POINT OF MEASUREMENT FOR PLATING THICKNESS.
- 4 .000030 GOLD ON THE CONTACT AREA, .000100-.000200 MATTE TIN-LEAD  
ON THE SOLDER TAIL, ALL OVER .000050 NICKEL.
- 5 OBSOLETE PART NUMBER
- 6 RECESSED DATE CODE
- 7 .000030 GOLD ON THE CONTACT AREA, .000100-.000200 MATTE TIN  
ON THE SOLDER TAIL, ALL OVER .000050 NICKEL.
- 8 MATERIAL: HOUSING- FLAME RETARDANT THERMOPLASTIC, COLOR- BLACK.  
POSTS- COPPER ALLOY



SECTION X-X



RECOMMENDED HOLE LAYOUT

PLATING	D	C	B	A	NO OF POS	ASSEMBLY PART NUMBER
						7-103414-3
						7-103414-2
						7-103414-1
						7-103414-0
						6-103414-9
						6-103414-8
						6-103414-7
						6-103414-6
						6-103414-5
						6-103414-4
						6-103414-3
						6-103414-2
						6-103414-1
						6-103414-0
						5-103414-9
						5-103414-8
						5-103414-7
						5-103414-6
						5-103414-5
						5-103414-4
						5-103414-3
						5-103414-2
						5-103414-1
OBSOLETE						3-103414-4
OBSOLETE						3-103414-3
OBSOLETE						3-103414-2
OBSOLETE						3-103414-1
OBSOLETE						3-103414-0
OBSOLETE						2-103414-9
OBSOLETE						2-103414-8
OBSOLETE						2-103414-7
OBSOLETE						2-103414-6
OBSOLETE						2-103414-5
OBSOLETE						2-103414-4
						2-103414-3
						2-103414-2
						2-103414-1
						2-103414-0
						1-103414-9
						1-103414-8
						1-103414-7
						1-103414-6
						1-103414-5
						1-103414-4
						1-103414-3
						1-103414-2
						1-103414-1
						1-103414-0
						103414-9
						103414-8
						103414-7
						103414-6
						103414-5
						103414-4
						103414-3
						103414-2
						103414-1

THIS DRAWING IS A CONTROLLED DOCUMENT.

APPROVED BY: J. GESFORD	DATE: 28JAN05		Tyco Electronics Corporation Harrisburg, Pa 17105-3608										
DESIGNED BY: R. BROWN	DATE: 28JAN05		ASSEMBLY, MOD II, HEADER, SINGLE ROW .100 C/L, (4) SIDED SHROUD										
DIMENSIONS: INCHES	TOLERANCES UNLESS OTHERWISE SPECIFIED:	0 PLC ± .005	1 PLC ± .005	2 PLC ± .005	3 PLC ± .005	4 PLC ± .005	ANGLES ± .005	FINISH SEE TABLE	WEIGHT	SIZE: A1	CAGE CODE: 00779	DRAWING NO: 103414	RESTRICTED TO
MATERIAL: 8		CUSTOMER DRAWING		SCALE: 4:1	SHEET: 1 OF 1	REV: P							