

Distributed by:

JAMECO[®]
ELECTRONICS

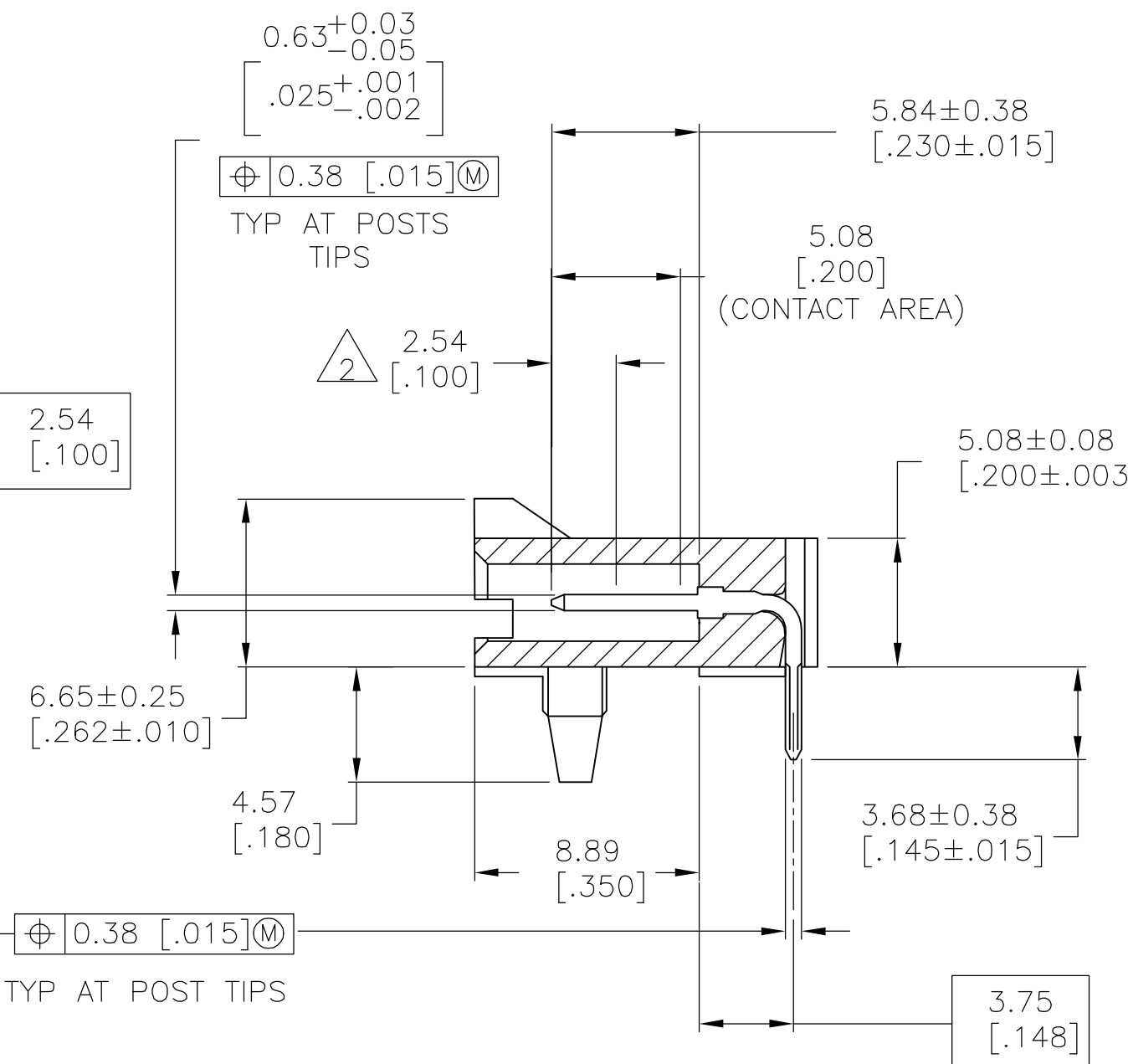
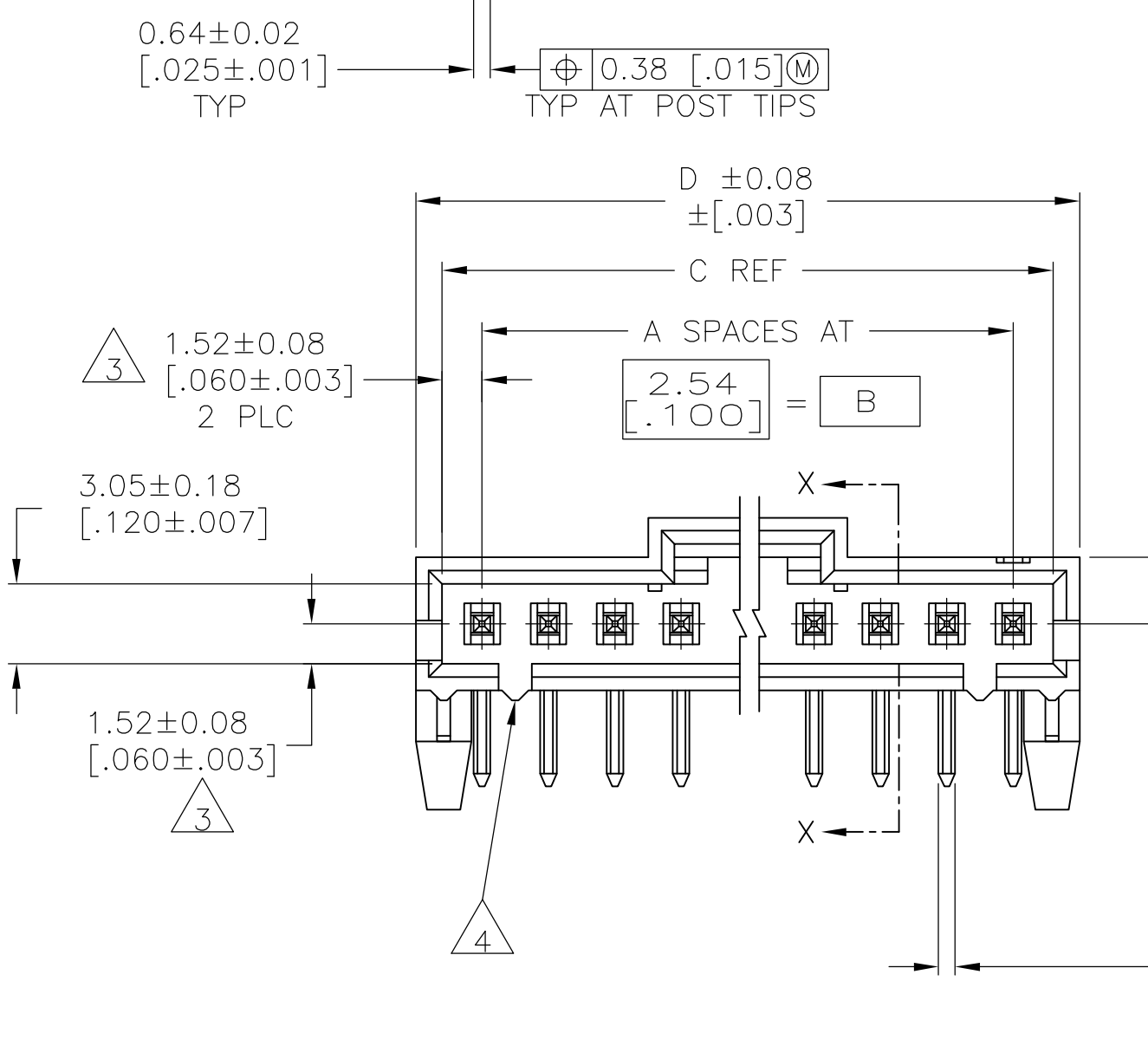
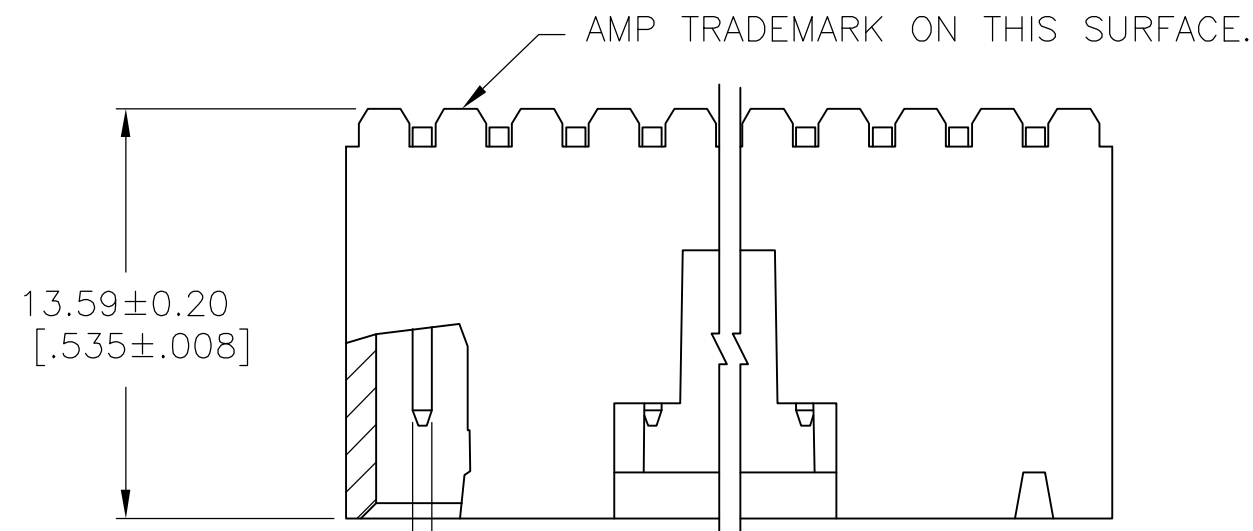
www.Jameco.com ♦ 1-800-831-4242

The content and copyrights of the attached
material are the property of its owner.

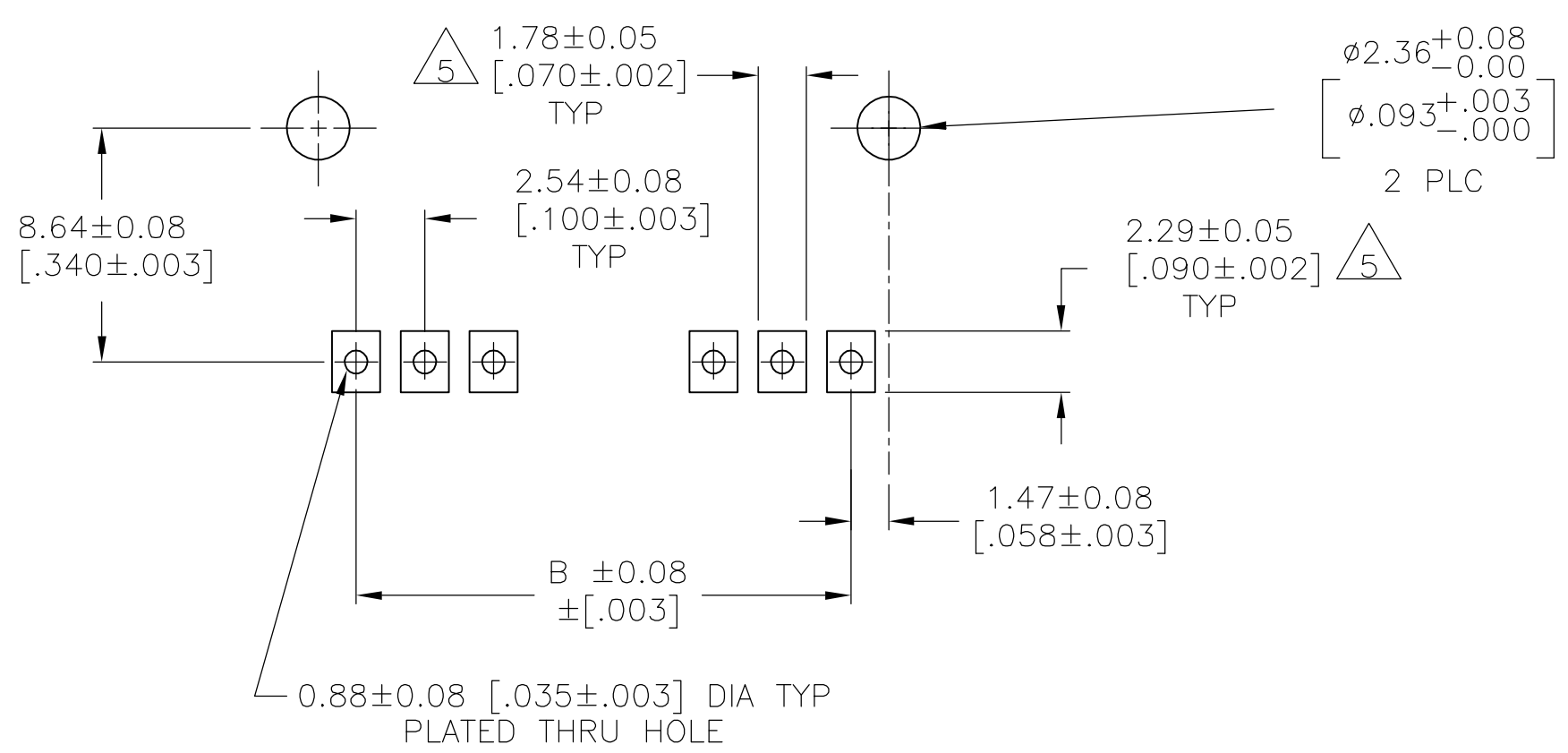
Jameco Part Number 747649

THIS DRAWING IS UNPUBLISHED. RELEASED FOR PUBLICATION
 © COPYRIGHT BY TYCO ELECTRONICS CORPORATION. ALL RIGHTS RESERVED.

LOC		DIST		REVISIONS			
P	LTR	DESCRIPTION		DATE	DWN	APVD	
		P		EC 0G3C 0798 04	29JAN05	BSV	JLG



- 1 0.000381 [.000015] GOLD IN THE CONTACT AREA, 0.00254-0.00508 [.000100-.000200] MATTE TIN-LEAD ON THE SOLDER TAIL, ALL OVER 0.00127 [.000050] NICKEL.
- 2 POINT OF MEASUREMENT FOR PLATING THICKNESS
- 3 THE NOTED DIMENSIONS APPLY FROM THE BASIC DIMENSION LINE (NOT THE POST CENTERLINE) TO THE SURFACE INDICATED
- 4 ON ASSEMBLIES WITH FOUR OR MORE POSITIONS, TWO POLARIZATION SLOTS. ON ASSEMBLIES WITH TWO OR THREE POSITIONS, ONE POLARIZATION SLOT.
- 5 DIMENSIONS NOTED ARE FOR SOLDER STENCIL LAYOUT FOR USE WITH A 1.57±0.20 [.062±.008] THICK. PRINTED CIRCUIT BOARD
- 6 PARTS ARE PACKAGED IN GANG OF TUBES
- 7 0.000381 [.000015] GOLD IN THE CONTACT AREA, 0.00254-0.00508 [.000100-.000200] MATTE TIN ON THE SOLDER TAIL, ALL OVER 0.00127 [.000050] NICKEL.



RECOMMENDED PC BOARD MOUNTING DIMENSIONS
 RECOMMENDED STENCIL THICKNESS = 0.25 [.010]

SEE SHEET 2 FOR PART NUMBER TABLE

THIS DRAWING IS A CONTROLLED DOCUMENT.		DWN	2-22-88	Tyco Electronics Corporation	
DIMENSIONS: mm [INCHES]		CHK	2-22-88	Harrisburg, Pa 17105-3608	
TOLERANCES UNLESS OTHERWISE SPECIFIED:		APVD	2-22-88	NAME	
0 PLC	± -	G DOUTY		HEADER ASSY, AMPMODU MTE, RIGHT	
1 PLC	± -	T C CLARK		ANGLE, SINGLE ROW, .100	
2 PLC	± 0.13 [.005]	T C CLARK		POSTS, WITH LATCH & HOLD DOWNS	
3 PLC	± -	PRODUCT SPEC		SIZE	CAGE CODE
4 PLC	± -	APPLICATION SPEC		A2	00779
ANGLES	± -	WEIGHT		SCALE	DRAWING NO
FINISH	SEE TABLE	CUSTOMER DRAWING		4:1	C=104361
MATERIAL: HOUSING: HIGH TEMPERATURE THERMOPLASTIC, COLOR= BLACK POSTS: BRASS		SHEET		1	OF
		REV		2	P

THIS DRAWING IS UNPUBLISHED. RELEASED FOR PUBLICATION
 © COPYRIGHT BY TYCO ELECTRONICS CORPORATION. ALL RIGHTS RESERVED.

LOC		DIST		REVISIONS				
AD	00	P	LTR	DESCRIPTION	DATE	DWN	APVD	
		-		SEE SHEET 1	-	-	-	

7	66.04	[2.600]	64.01	[2.520]	60.96	[2.400]	24	25	7-104361-4
7	63.5	[2.500]	61.47	[2.420]	58.42	[2.300]	23	24	7-104361-3
7	60.96	[2.400]	58.93	[2.320]	55.88	[2.200]	22	23	7-104361-2
7	58.42	[2.300]	56.39	[2.220]	53.34	[2.100]	21	22	7-104361-1
7	55.88	[2.200]	53.85	[2.120]	50.8	[2.000]	20	21	7-104361-0
7	53.34	[2.100]	51.31	[2.020]	48.26	[1.900]	19	20	6-104361-9
7	50.8	[2.000]	48.77	[1.920]	45.72	[1.800]	18	19	6-104361-8
7	48.26	[1.900]	46.23	[1.820]	43.18	[1.700]	17	18	6-104361-7
7	45.72	[1.800]	43.69	[1.720]	40.64	[1.600]	16	17	6-104361-6
7	43.18	[1.700]	41.15	[1.620]	38.1	[1.500]	15	16	6-104361-5
7	40.64	[1.600]	38.61	[1.520]	35.56	[1.400]	14	15	6-104361-4
7	38.1	[1.500]	36.07	[1.420]	33.02	[1.300]	13	14	6-104361-3
7	35.56	[1.400]	33.53	[1.320]	30.48	[1.200]	12	13	6-104361-2
7	33.02	[1.300]	30.99	[1.220]	27.94	[1.100]	11	12	6-104361-1
7	30.48	[1.200]	28.45	[1.120]	25.4	[1.000]	10	11	6-104361-0
7	27.94	[1.100]	25.91	[1.020]	22.86	[.900]	9	10	5-104361-9
7	25.4	[1.000]	23.37	[.920]	20.32	[.800]	8	9	5-104361-8
7	22.86	[.900]	20.83	[.820]	17.78	[.700]	7	8	5-104361-7
7	20.32	[.800]	18.29	[.720]	15.24	[.600]	6	7	5-104361-6
7	17.78	[.700]	15.75	[.620]	12.7	[.500]	5	6	5-104361-5
7	15.24	[.600]	13.21	[.520]	10.16	[.400]	4	5	5-104361-4
7	12.7	[.500]	10.67	[.420]	7.62	[.300]	3	4	5-104361-3
7	10.16	[.400]	8.13	[.320]	5.08	[.200]	2	3	5-104361-2
7	7.62	[.300]	5.59	[.220]	2.54	[.100]	1	2	5-104361-1
1	66.04	[2.600]	64.01	[2.520]	60.96	[2.400]	24	25	2-104361-4
1	63.5	[2.500]	61.47	[2.420]	58.42	[2.300]	23	24	2-104361-3
1	60.96	[2.400]	58.93	[2.320]	55.88	[2.200]	22	23	2-104361-2
1	58.42	[2.300]	56.39	[2.220]	53.34	[2.100]	21	22	2-104361-1
1	55.88	[2.200]	53.85	[2.120]	50.8	[2.000]	20	21	2-104361-0
1	53.34	[2.100]	51.31	[2.020]	48.26	[1.900]	19	20	1-104361-9
1	50.8	[2.000]	48.77	[1.920]	45.72	[1.800]	18	19	1-104361-8
1	48.26	[1.900]	46.23	[1.820]	43.18	[1.700]	17	18	1-104361-7
1	45.72	[1.800]	43.69	[1.720]	40.64	[1.600]	16	17	1-104361-6
1	43.18	[1.700]	41.15	[1.620]	38.1	[1.500]	15	16	1-104361-5
1	40.64	[1.600]	38.61	[1.520]	35.56	[1.400]	14	15	1-104361-4
1	38.1	[1.500]	36.07	[1.420]	33.02	[1.300]	13	14	1-104361-3
1	35.56	[1.400]	33.53	[1.320]	30.48	[1.200]	12	13	1-104361-2
1	33.02	[1.300]	30.99	[1.220]	27.94	[1.100]	11	12	1-104361-1
1	30.48	[1.200]	28.45	[1.120]	25.4	[1.000]	10	11	1-104361-0
1	27.94	[1.100]	25.91	[1.020]	22.86	[.900]	9	10	104361-9
1	25.4	[1.000]	23.37	[.920]	20.32	[.800]	8	9	104361-8
1	22.86	[.900]	20.83	[.820]	17.78	[.700]	7	8	104361-7
1	20.32	[.800]	18.29	[.720]	15.24	[.600]	6	7	104361-6
1	17.78	[.700]	15.75	[.620]	12.7	[.500]	5	6	104361-5
1	15.24	[.600]	13.21	[.520]	10.16	[.400]	4	5	104361-4
1	12.7	[.500]	10.67	[.420]	7.62	[.300]	3	4	104361-3
1	10.16	[.400]	8.13	[.320]	5.08	[.200]	2	3	104361-2
1	7.62	[.300]	5.59	[.220]	2.54	[.100]	1	2	104361-1
PLATING	D	C	B	A	NO OF POSN	ASSEMBLY PART NUMBER			

THIS DRAWING IS A CONTROLLED DOCUMENT.		DWN	2-22-88	Tyco Electronics Corporation	
DIMENSIONS: mm [INCHES]		CHK	2-22-88	Harrisburg, Pa 17105-3608	
TOLERANCES UNLESS OTHERWISE SPECIFIED:		APVD	2-22-88	NAME	
0 PLC ± -	1 PLC ± -	T C CLARK		HEADER ASSY, AMPMODU MTE, RIGHT	
2 PLC ± -	3 PLC ± -	T C CLARK		ANGLE, SINGLE ROW, .100	
4 PLC ± -	ANGLES ± -	PRODUCT SPEC		POSTS, WITH LATCH & HOLD DOWNS	
MATERIAL	FINISH	APPLICATION SPEC		SIZE	RESTRICTED TO
	SEE TABLE	WEIGHT -		A2	-
CUSTOMER DRAWING			CAGE CODE	DRAWING NO	
			00779	C=104361	
			SCALE	SHEET	REV
			4:1	2 OF 2	P