


1103245-1 Product Details

[Share](#) [Print](#) [Email](#)



1103245-1

TE Internal Number: 1103245-1

Active

[View 3D PDF](#)

HTS Connectors and Accessories

Always EU RoHS/ELV Compliant (Statement of Compliance)

Product Highlights:

- HVS-HE Series
- Insert
- Contact Configuration = Crimp Terminal
- Insert Style = Socket
- Female

[View all Features](#)

Quick Links

- ▶ [Pricing & Availability](#)
- ▶ [Search for Tooling](#)
- ▶ [Product Feature Selector](#)
- ▶ [Contact Us About This Product](#)

[Add to My Part List](#) [Request Sample](#) [Find Similar Products](#) [Buy Product](#)

Documentation & Additional Information

Product Drawings:

- [FEMALE INSERT HVS-HE.6.BU.C \(PDF, English\)](#)

Catalog Pages/Data Sheets:

- [1308159-2 HVS High Variable System Modular System Ov... \(PDF, English\)](#)
- [HVS High Variable System - Modul-System Ubersicht \(PDF, German\)](#)

Product Specifications:

- None Available

Application Specifications:

- None Available

Instruction Sheets:

- None Available

CAD Files: (CAD Format & Compression Information)

- [2D Drawing \(DXF, Version B\)](#)
- [3D Model \(IGES, Version B\)](#)
- [3D Model \(STEP, Version B\)](#)

[List all Documents](#)

Additional Information:

- [Product Line Information](#)

Related Products:

- [Tooling](#)

Product Features (Please use the Product Drawing for all design activity)

Product Type Features:

- Product Type = Insert
- Gender = Female
- Finish = Light Gray

Body Features:

- Insert Style = Socket
- Material = PC-GF20

Contact Features:

- Contact Configuration = Crimp Terminal
- Number of Poles = 6

Industry Standards:

- [RoHS/ELV Compliance](#) = RoHS compliant, ELV compliant
- [Lead Free Solder Processes](#) = Not relevant for lead free process
- [RoHS/ELV Compliance History](#) = Always was RoHS compliant

Packaging Features:

- [Packaging Method](#) = Loose Piece
- [Packaging Quantity](#) = 10

Other:

- [Series](#) = HVS-HE
- [Brand](#) = HTS
- [Comment](#) = Contacts sold separately.

Corporate Information

- [About TE](#)
- [Investors](#)
- [News Room](#)
- [Supplier Portal](#)
- [Careers](#)
- [Terms & Conditions](#)
- [Privacy Policy](#)
- [AODA Accessibility Policy](#)
- [AODA Multi-Year Accessibility Plan](#)

Quick Links

- [Distributor Inventory](#)
- [Product Cross Reference](#)
- [Documents & Drawings](#)
- [Product Compliance Support Center](#)
- [Site Map](#)

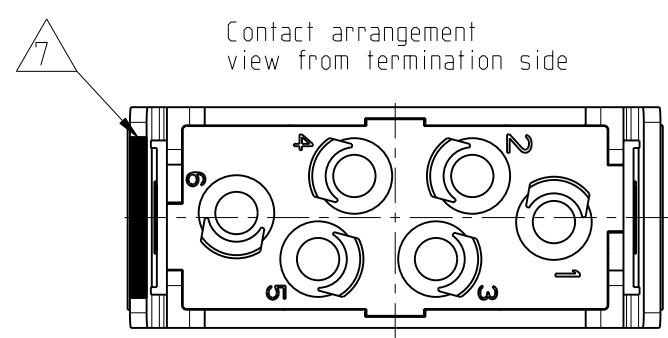
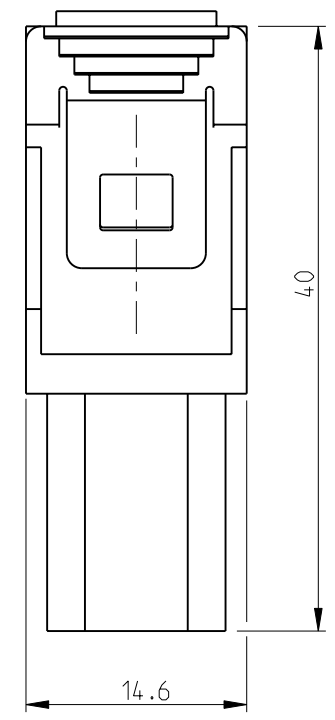
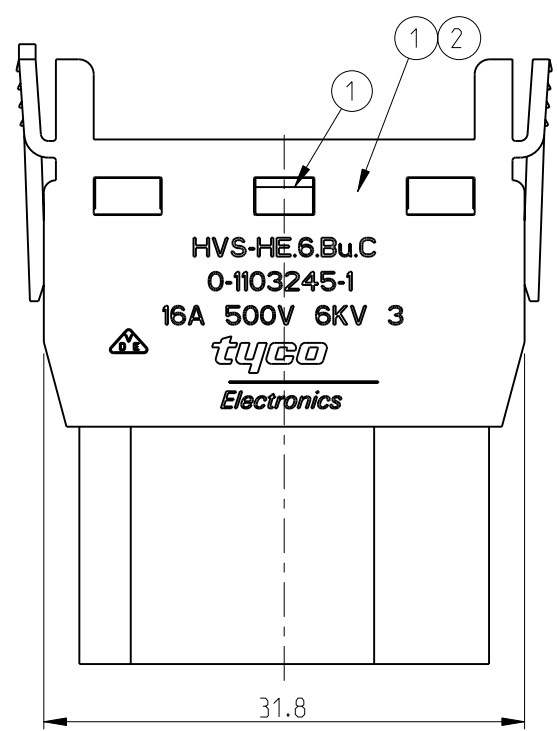
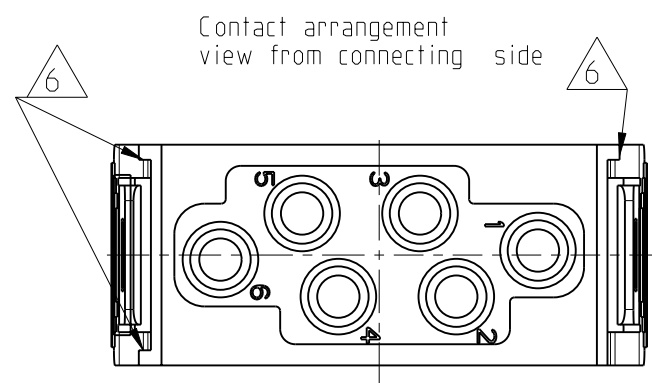
Customer Support

- [Email or Chat With Us](#)
- [Find a Phone Number](#)
- [Knowledge Base](#)
- [Manage Your Account](#)

Keep Me Informed

THIS DRAWING IS UNPUBLISHED. RELEASED FOR PUBLICATION 1997
 © COPYRIGHT 1997 BY TYCO ELECTRONICS CORPORATION. ALL RIGHTS RESERVED.

LOC	DIST	REVISIONS					
		P	LTR	DESCRIPTION	DATE	DWN	APVD
A1			B1	ECR-10-020122	23SEP2010	SR	OH



- NOTES
- SUITABLE CRIMP CONTACTS: SERIES HE
CUSTOMER DRAWING: 1105101
OUTER DIMENSIONS OF INSULATION: MAX. Ø4.9mm
 - SUITABLE MODULE FIXING FRAME: SERIES HVS SIZE 3 TO 8
CUSTOMER DRAWING: 1103250
 - SUITABLE INSERTION TOOL:
CUSTOMER DRAWING: 0-1102855-6
 - SUITABLE EXTRACTION TOOL:
CUSTOMER DRAWING: 0-1102855-7
 - STANDARDS:
DIN EN 61984; DIN EN 60664-1
 - POLARIZATION RIPS
 - MARKING OF POLARIZATION ACCORDING TO MARKING OF MODULE FRAME
 - PACKAGING:
10 SETS IN A CARTON, PRE-MOUNTED

QTY	DESCRIPTION	MATERIAL	COLOR	NOTE	ITEM
1	COVER FOR FEMALE INSERT HVS-HE.6.Bu-DE	PC-GF20	LIGHT GREY		2
1	FEMALE INSERT HVS-HE.6	PC-GF20	LIGHT GREY		1

<small>THIS DRAWING IS A CONTROLLED DOCUMENT FOR TYCO ELECTRONICS CORPORATION IT IS SUBJECT TO CHANGE AND THE CONTROLLING ENGINEERING ORGANIZATION SHOULD BE CONTACTED FOR THE LATEST REVISION.</small>		DWN 24.05.2005 M.SCHWEIGER CHK 22.05.2005 T.SCHNURPFEL APVD 20.12.2006 T.SCHNURPFEL		Tyco Electronics AMP GmbH 53757 Sankt Augustin, Germany	
DIMENSIONS: mm		TOLERANCES UNLESS OTHERWISE SPECIFIED: ISO 8075 DIN 150 2768 mH-E DIN 16901-120		NAME FEMALE INSERT HVS-HE.6.BU.C	
		0 PLC ± 1 PLC ± 2 PLC ± 3 PLC ± 4 PLC ± ANGLES ±		PRODUCT SPEC APPLICATION SPEC	
MATERIAL		FINISH		WEIGHT SIZE A3 CAGE CODE 00779 DRAWING NO. C-1103245 RESTRICTED TO	
CUSTOMER DRAWING				SCALE 2:1 SHEET 1 OF 1 REV B1	