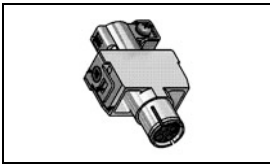


1103253-1 Product Details

[Share](#) [Print](#) [Email](#)



1103253-1

TE Internal Number: 1103253-1

Active

[View 3D PDF](#)

HTS Connectors and Accessories

Always EU RoHS/ELV Compliant (Statement of Compliance)

Product Highlights:

- HVS-MVB Series
- Insert
- Contact Configuration = Crimp Terminal
- Insert Style = Socket
- Female

[View all Features](#)

Quick Links

- ▶ [Pricing & Availability](#)
- ▶ [Search for Tooling](#)
- ▶ [Product Feature Selector](#)
- ▶ [Contact Us About This Product](#)

[Add to My Part List](#) [Request Sample](#) [Find Similar Products](#) [Buy Product](#)

Documentation & Additional Information

Product Drawings:

- [Female insert](#) (PDF, English)

Catalog Pages/Data Sheets:

- [1308159-2 HVS High Variable System Modular System Ov...](#) (PDF, English)
- [HVS High Variable System - Modul-System Ubersicht](#) (PDF, German)

Product Specifications:

- None Available

Application Specifications:

- None Available

Instruction Sheets:

- None Available

CAD Files: (CAD Format & Compression Information)

- [2D Drawing](#) (DXF, Version A)
- [3D Model](#) (IGES, Version A)
- [3D Model](#) (STEP, Version A)

[List all Documents](#)

Additional Information:

- [Product Line Information](#)

Related Products:

- [Tooling](#)

Product Features (Please use the Product Drawing for all design activity)

Product Type Features:

- Product Type = Insert
- Gender = Female

Body Features:

- Insert Style = Socket
- Material = Zinc Alloy

Contact Features:

- Contact Configuration = Crimp Terminal
- Number of Poles = 4

Industry Standards:

- [RoHS/ELV Compliance](#) = RoHS compliant, ELV compliant
- [Lead Free Solder Processes](#) = Not relevant for lead free process
- [RoHS/ELV Compliance History](#) = Always was RoHS compliant

Packaging Features:

- [Packaging Method](#) = Loose Piece
- [Packaging Quantity](#) = 10

Other:

- [Series](#) = HVS-MVB
- [Brand](#) = HTS

Corporate Information

- [About TE](#)
- [Investors](#)
- [News Room](#)
- [Supplier Portal](#)
- [Careers](#)
- [Terms & Conditions](#)
- [Privacy Policy](#)
- [AODA Accessibility Policy](#)
- [AODA Multi-Year Accessibility Plan](#)

Quick Links

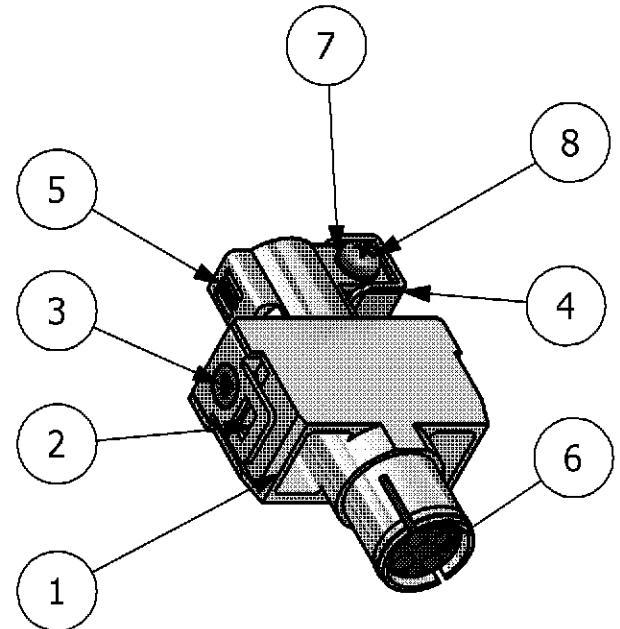
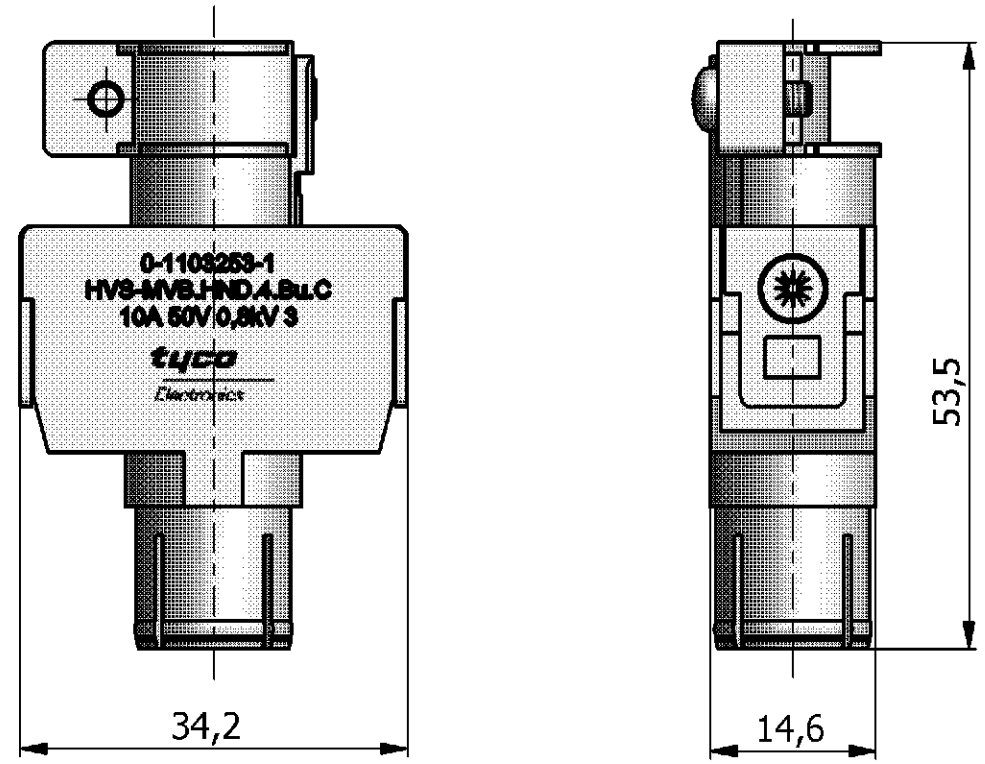
- [Distributor Inventory](#)
- [Product Cross Reference](#)
- [Documents & Drawings](#)
- [Product Compliance Support Center](#)
- [Site Map](#)

Customer Support

- [Email or Chat With Us](#)
- [Find a Phone Number](#)
- [Knowledge Base](#)
- [Manage Your Account](#)

Keep Me Informed

Print Image

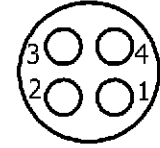
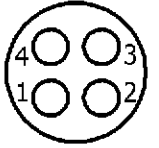
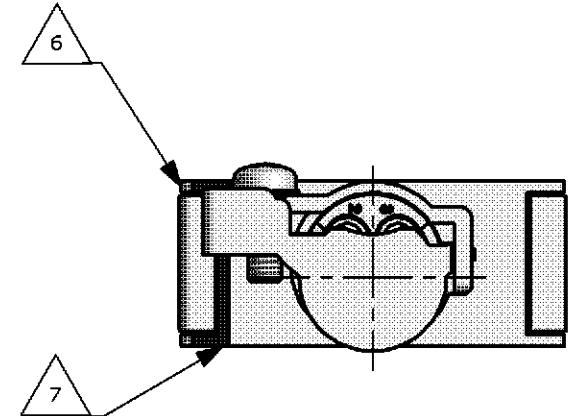


NOTES

- 1 SUITABLE CRIMP CONTACTS: SERIES HN.D
CUSTOMER DRAWING: 1105051
OUTER DIMENSIONS OF INSULATION: MAX. Ø4 MM
- 2 SUITABLE MODULE FIXING FRAME: SERIES HVS SIZE 3 TO 8
CUSTOMER DRAWING: 1103250
- 3 SUITABLE INSERTION TOOL:
CUSTOMER DRAWING: 1102855
- 4 SUITABLE EXTRACTION TOOL:
CUSTOMER DRAWING: 1102855
- 5 STANDARDS:
DIN EN 61984; DIN EN 60664-1
- 6 POLARIZATION RIPS
- 7 MARKING OF POLARIZATION ACCORDING MARKING OF
MODULE FRAME
- 8 PACKAGING:
10 SETS IN A CARTON, PRE-MOUNTED

Contact arrangement

connecting side termination side



QTY.	DESCRIPTION	MATERIAL	SURFACE	COLOR	NOTE	ITEM
1	SCREW	STEEL	-	-	ISO 7045 A2	8
1	SPRING WASHER, A3	STEEL	ZINC PLATED	-	DIN 137	7
1	CONTACT INSERT FEMALE	PA6.6-GF25	-	BLACK	-	6
1	CLOSING 3-6 MM	ZINC	-	-	-	5
1	CLOSING 6-9 MM	ZINC	-	-	-	4
2	COUNTER SUNK SCREW	Standard	-	-	-	3
2	MOUNTING PLATE	ZINC	-	-	-	2
1	FEMALE INSERT	ZINC	---	----	NOTE	1

PN 0-1 AS SHOWN PARTS LIST

THIS DRAWING IS A CONTROLLED DOCUMENT FOR AMP INCORPORATED. IT IS SUBJECT TO CHANGE AND THE CONTROLLING ENGINEERING ORGANIZATION SHOULD BE CONTACTED FOR THE LATEST REVISION. DIESSES ZEICHNUNGSDOKUMENT WIRD DURCH AMP INCORPORATED KONTROLLIERT. ÄNDERUNGEN, DIE DEM TECHNISCHEN FORTSCHRITT DIENEN, SIND VORBEHALTEN. DEN JEWELIS LETZTGÜLTIGEN ÄNDERUNGSSTAND ERFAHREN SIE AUF ANFRAGE.	DWN 16.02.2006	tyco Electronics		Tyco / Electronics AMP GmbH D - 53819 Neunkirchen	
DIMENSIONS: DIMENSIONEN: mm	CHK 16.02.2006	APVD 16.03.2006		NAME	
	TOLERANCES UNLESS OTHERWISE SPECIFIED: ALLGEMEINTOLERANZEN		FEMALE INSERT		
	n. ISO 8015 - n. ISO 2768 - mH-E n. DIN 16901- 140		HVS-MVB.4.BU.C		
MATERIAL	FINISH / OBERFLÄCHE / FARBE	PRODUCT SPEC. / PRODUKTSPEZ. 108-74079	APPLICATION SPEC. / VERARBEITUNGSSPEZ. 114-74080	SIZE A3	CAGE CODE 00779
		WEIGHT / GEWICHT 0,035 KG	DRAWING NO. / ZEICHNUNGS-NR. 1103253		RESTRICTED TO NUR FUER
CUSTOMER DRAWING / KUNDENZEICHNUNG			SCALE / MASSSTAB 1:1	SHEET / BLATT 1	OF / VON 1
			REV. A2		