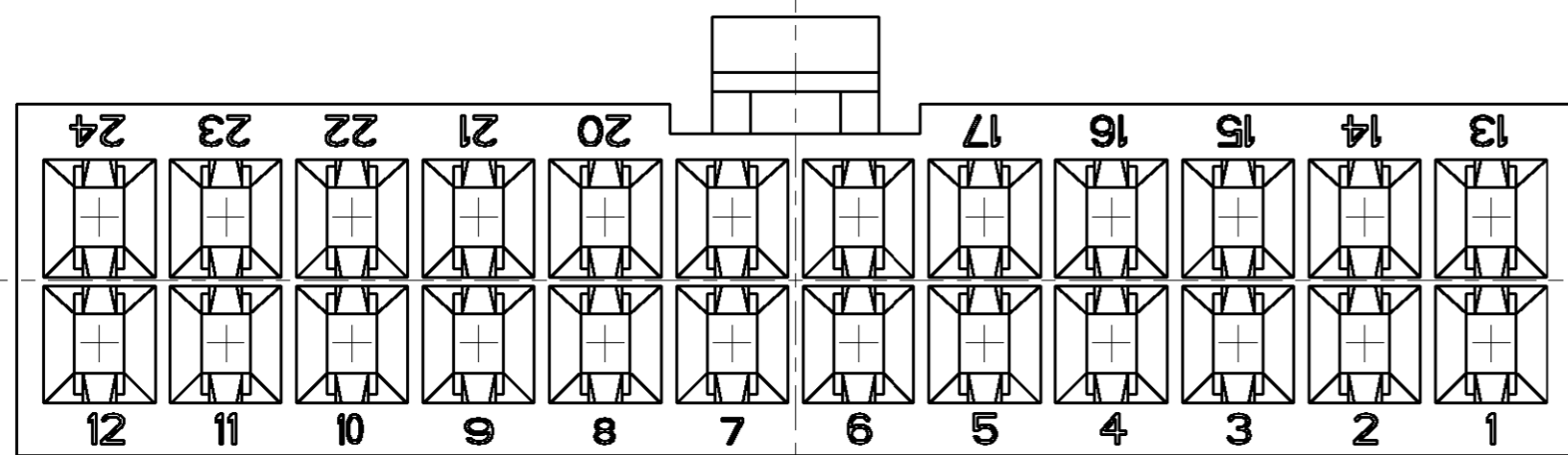
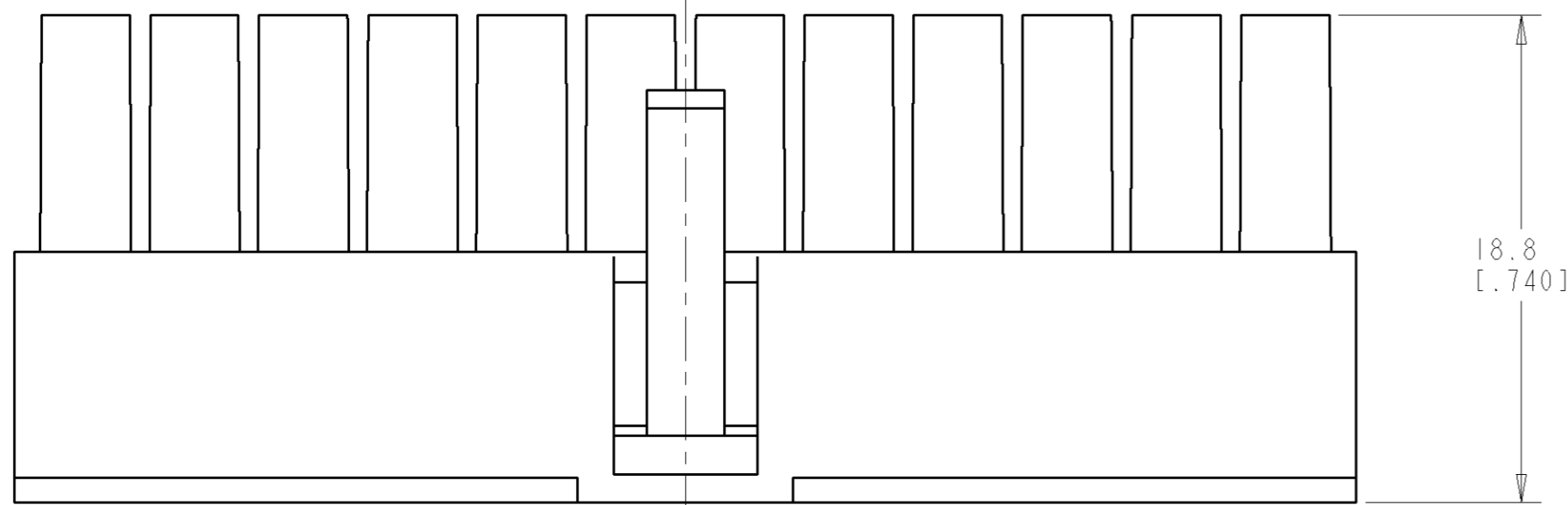
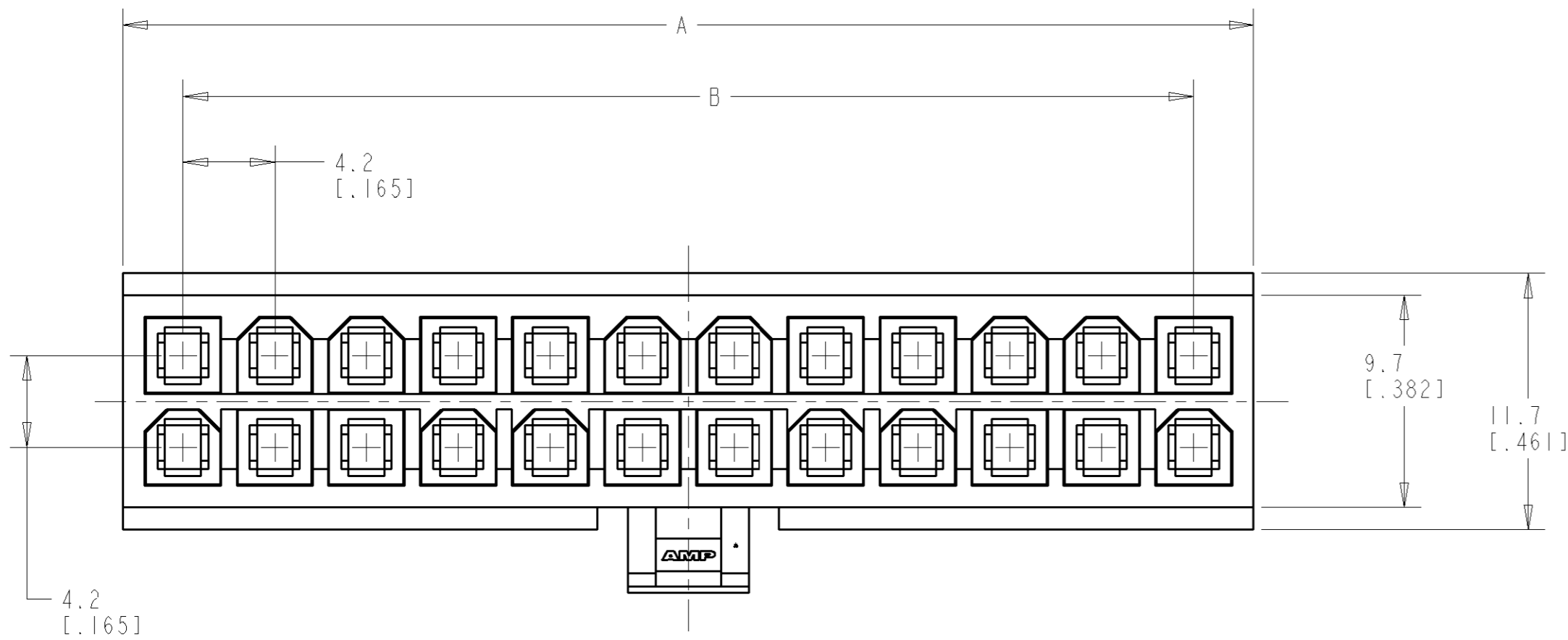
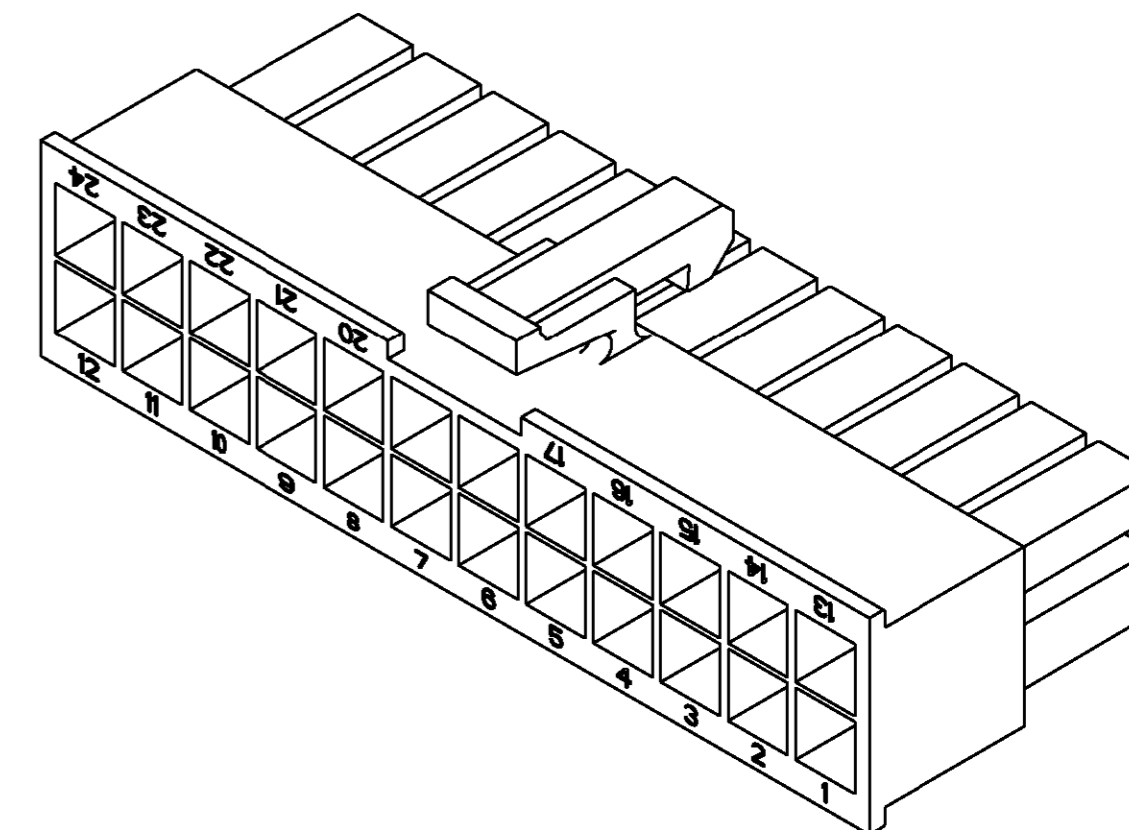


THIS DRAWING IS UNPUBLISHED. RELEASED FOR PUBLICATION  
 © COPYRIGHT 19 BY TYCO ELECTRONICS CORPORATION. ALL RIGHTS RESERVED.

| LOC | DIST | REVISIONS |     |                             |           |     |      |
|-----|------|-----------|-----|-----------------------------|-----------|-----|------|
| CM  | 00   | P         | LTR | DESCRIPTION                 | DATE      | DWN | APVD |
|     |      | D         |     | REVISED PER EC 063B-0048-01 | 21-FEB-01 | KW  | DS   |



- NYLON, UL94V-2, NATURAL.
- DIMENSIONS IN BRACKETS ARE IN INCHES.
- FEMALE CONTACTS MUST BE INSERTED SO THAT THE TOP OF THE WIRE AND INSULATION CRIMPS ARE FACING THE CIRCUIT NUMBER OF THE POSITION INTO WHICH IT IS BEING INSERTED OR 180° FROM THE CIRCUIT NUMBER FOR THAT POSITION.



SCALE 3:1

|                  |             |              |             |
|------------------|-------------|--------------|-------------|
| 24               | 46.2 [1.82] | 52.2 [2.06]  | 2-106527-4  |
| 22               | 42.0 [1.65] | 47.7 [1.88]  | 2-106527-2  |
| 20               | 37.8 [1.49] | 43.5 [1.71]  | 2-106527-0  |
| 18               | 33.6 [1.32] | 39.1 [1.54]  | 1-106527-8  |
| 16               | 29.4 [1.16] | 34.9 [1.37]  | 1-106527-6  |
| 14               | 25.2 [0.99] | 30.7 [1.21]  | 1-106527-4  |
| 12               | 21.0 [0.83] | 26.5 [1.04]  | 1-106527-2  |
| 10               | 16.8 [0.66] | 22.3 [0.88]  | 1-106527-0  |
| 8                | 12.6 [0.50] | 18.1 [0.71]  | 106527-8    |
| 6                | 8.4 [0.33]  | 13.9 [0.55]  | 106527-6    |
| 4                | 4.2 [0.17]  | 9.7 [0.38]   | 106527-4    |
| 2                | 0.0 [0.00]  | 5.5 [0.22]   | 106527-2    |
| NO. OF POSITIONS | B           | A±0.2 [0.01] | PART NUMBER |

THIS DRAWING IS A CONTROLLED DOCUMENT FOR TYCO ELECTRONICS CORPORATION. IT IS SUBJECT TO CHANGE AND THE CONTROLLING ENGINEERING ORGANIZATION SHOULD BE CONTACTED FOR THE LATEST REVISION.

|                            |  |   |  |
|----------------------------|--|---|--|
| DIMENSIONS:<br>mm [INCHES] | TOLERANCES UNLESS OTHERWISE SPECIFIED:<br>0 PLC ±0.2 [0.01]<br>1 PLC ±0.2 [0.01]<br>2 PLC ±0.13 [0.005]<br>3 PLC ±<br>4 PLC ±<br>ANGLES ±0°30' | DWN R. VESTAL 06 JAN 99<br>CHK R. SWING 06 JAN 99<br>APVD C. CASH 06 JAN 99 | AMP Incorporated<br>Harrisburg, PA 17105-3608              |
| MATERIAL                   | FINISH   | PRODUCT SPEC<br>APPLICATION SPEC<br>WEIGHT                                  | NAME AMP-DUAC RECEPTACLE HOUSING, 2 TO 24 POSITION         |
|                            |  | CUSTOMER DRAWING  | SIZE A2 CAGE CODE 00779 DRAWING NO. G-106527 RESTRICTED TO |
|                            |  |   | SCALE 4:1 SHEET 1 OF 1 REV D                               |

