THIS DRAWING IS UNPUBLISHED. RELEASED FOR PUBLICATION 2000
© COPYRIGHT 1998 BY TYCO ELECTRONICS CORPORATION. ALL RIGHTS RESERVED.

LOC A1 DIST

REVISIONS

P	LTR	DESCRIPTION	DATE	DRN	APVD
	A8	ECR-09-015566	10.08.2009	SR	GW

PN 1-6, 2-6 & 0-3

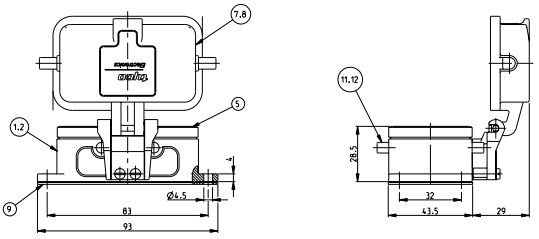

PANEL-CUT OUT

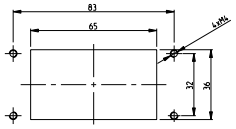

NOTES

1 Material : Housing : Aluminium diecasting alloy

2 Surface: Varnisch-Black
-Aluminium oxide+Varnisch black
-ChromitAl TCP-Passivation
-Grey

3 Varnisch on the inside not necessary

4 Packaging
Qentify 5 pieces in a box

PN 1-2, 2-2 ,0-1 & 0-5

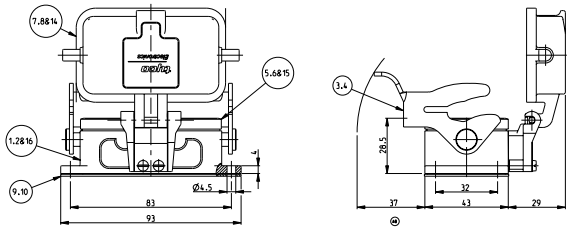

PN 0-4

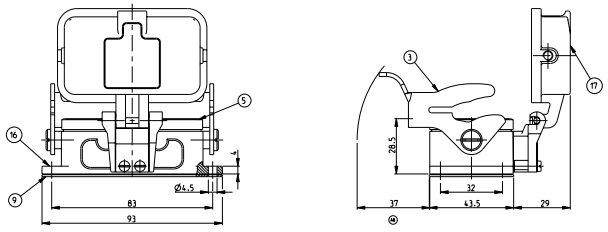

PN 0-4

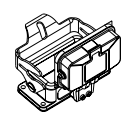

SCALE 1:2

PN 1-2, 2-2, 0-1 & 0-5

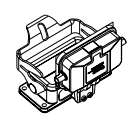

SCALE 1:2

PN 1-6, 2-6 & 0-3

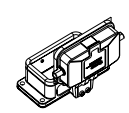

SCALE 1:2

0-5	0-4	0-1	2-6	1-6	2-2	1-2	DESCRIPTION	MATERIAL	SURFACE	COLOR	ITEM NO	NOTES
1							Cover	Aluminium		Grey (A)	17	
1							Surface mounted housing bottom entry HB	Aluminium		Grey (A)	16	
	1						Profile seal	Neoprene		Black	15	Conductive
	1						Cover	Aluminium	SEE NOTE 4	Black	14	
	1						Surface mounted housing bottom entry HB-EMV	Aluminium	SEE NOTE 4	Black	13	
			4				Clip bolt	Stainless steel		Blank	12	
				4			Clip bolt	Steel	Zinc plated	Blue	11	
		1					Flange seal	Viton		Black	10	
1	1		1	1	1	1	Flange seal	Neoprene		Black	9	
		1	1		1		Cover	Aluminium	Aluminium oxide	Black	8	
				1		1	Cover	Aluminium		Grey	7	
		1					Profile seal	Viton		Grey	6	
1			1	1	1	1	Profile seal	Neoprene		Black	5	
		1			1		LB-Side clip	Stainless steel		Blank	4	
1	1					1	LB-Side clip	Steel	Zinc plated	Blue	3	
		1	1		1		Surface mounted housing bottom entry HB-K	Aluminium	Aluminium Oxide	Black	2	
				1		1	Surface mounted housing bottom entry HB	Aluminium		Grey	1	
HB.10.AGD-LB	HB-EMV.10.AGD-LB	HB-K.10.AGD-LB.V	HB-K.10.AGD	HB.10.AGD	HB-K.10.AGD-LB	HB.10.AGD-LB	ORDERING TEXT					

DIMENSIONS: mm

TOLERANCES UNLESS OTHERWISE SPECIFIED:
0 PLC ±
1 PLC ±
2 PLC ±
3 PLC ±
4 PLC ±
ANGLES ±

MATERIAL

FINISH

DRN Schneider 18.05.2000
CHK Schweiger 18.05.2000
APVD
PRODUCT SPEC
APPLICATION SPEC
WEIGHT
CUSTOMER DRAWING

Tyco Electronics
Tyco Electronics.AMP.GmbH,
D-53819.Neunkirchen.Germany

NAME Surface mounted housing bottom entry HB.10.AGD

SIZE A1 CAGE CODE 00779 DRAWING NO C=1102283 RESTRICTED TO

SCALE 1:1 SHEET 1 OF 1 REV A8

AMP 0005 REV 31MAR2000
PRIMEMBER DRAWING

Downloaded from Elcodis.com electronic components distributor