

**HE.10 Kontakteinsätze/Contact inserts**

**Baugröße/Size 4**







Schraubanschluss, Federzug-Anschluss,  
Crimpschluss für gedrehte HE/HA Crimpkontakte

**Kontaktzahlen  
No. of contacts**

*Screw terminal, Spring Clamp terminal,  
Crimp terminal for screw machined HE/HA crimp contacts*

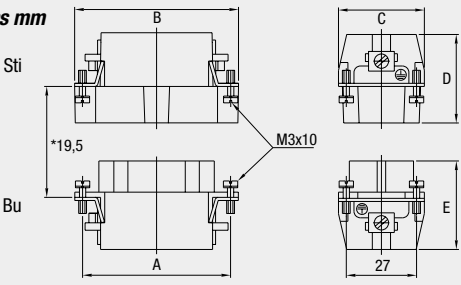
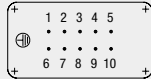
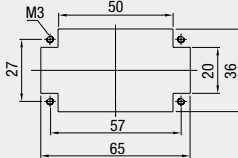
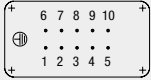
**10 +** 

**400 V/16 A**

Bezeichnung Description	Bestelltext Designation	Bestell-Nr./Order No.	
		Stifteinsatz Male insert	Buchseinsatz Female insert
Stifteinsatz/Male insert  Schraubanschluss/Screw terminal  	HE.10.Sti.S	1-1103636-1	
Buchseinsatz/Female insert  	HE.10.Bu.S		1-1103637-1
Federzug-Anschluss/Spring Clamp terminal  	HE.10.Sti.SC	7-1103636-1	
Buchseinsatz/Female insert  	HE.10.Bu.SC		7-1103637-1
Crimpschluss/Crimp terminal  	HE.10.Sti.C	2-1103636-3	
Buchseinsatz/Female insert  	HE.10.Bu.C		2-1103637-3

Maße/Dimensions	A	B	C	D	E
mm	57	63	33	34	35

Passende Crimpkontakte siehe Seite 35, Passende Crimpwerkzeuge siehe Seite 35  
 Suitable Crimp contacts see page 35, Suitable Crimping tools see page 35

<b>Maßbild mm Dimensions mm</b> 	<b>Kontaktanordnung Anschlußseite Stift Contact arrangement Male insert</b> 	<b>Montageausschnitt Panel cut-out</b> 
	<b>Kontaktanordnung Anschlußseite Buchse Contact arrangement Female insert</b> 	

**HEE.18 Kontakteinsätze/Contact inserts**

**Baugröße/Size 4**



**Crimpanschluss für gedrehte HE Crimpkontakte**

**Kontaktzahlen  
No. of contacts**

**Crimp terminal for screw machined HE crimp contacts**

**18 +** 

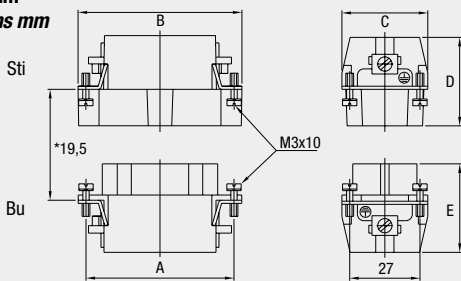
**400 V/16 A**

Bezeichnung Description	Bestelltext Designation	Bestell-Nr./Order No.	
		Stifteinsatz Male insert	Buchseinsatz Female insert
Stifteinsatz/Male insert  Crimpanschluss/Crimp terminal  	HEE.18.Sti.C	0-1102897-1	
Buchseinsatz/Female insert  	HEE.18.Bu.C		0-1102898-1

Maße/Dimensions	A	B	C	D	E
mm	57	63	33	34	37

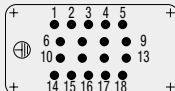
Passende Crimpkontakte siehe Seite 35, Passende Crimpwerkzeuge siehe Seite 35  
 Suitable Crimp contacts see page 35, Suitable Crimping tools see page 35

**Maßbild mm  
Dimensions mm**




\*Abstand für sichere Kontaktgabe max. 21 mm

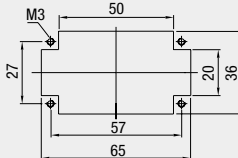
**Kontaktanordnung Anschlußseite Stift  
Contact arrangement Male insert**



**Kontaktanordnung Anschlußseite Buchse  
Contact arrangement Female insert**



**Montageausschnitt  
Panel cut-out**



**HVT.14 Kontakteinsätze/Contact inserts**

**Baugröße/Size 4**



**Crimpanschluss für gedrehte HVT Crimpkontakte**

**Kontaktzahlen  
No. of contacts**

*Crimp terminal for screw machined HVT crimp contacts*

**14 +** 

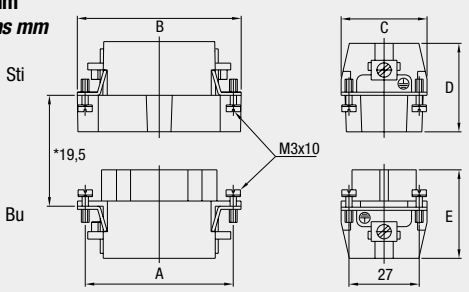
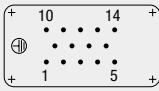
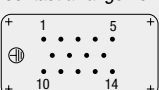
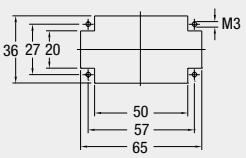
**400 V/16 A**

Bezeichnung Description	Bestelltext Designation	Bestell-Nr./Order No.	
		Stifteinsatz Male insert	Buchseinsatz Female insert
Stifteinsatz/Male insert  Crimpanschluss/Crimp terminal  	HVT.14.Sti.C	2-1104004-3	
Buchseinsatz/Female insert  	HVT.14.Bu.C		2-1104006-3

Maße/Dimensions	A	B	C	D	E
mm	57	63	33	35	40

Passende Crimpkontakte siehe Seite 36, Passende Crimpwerkzeuge siehe Seite 36  
 Suitable Crimp contacts see page 36, Suitable Crimping tools see page 36

<p><b>Maßbild mm</b> Dimensions mm</p> 	<p>Kontaktanordnung Anschlußseite Stift Contact arrangement Male insert</p>  <p>Kontaktanordnung Anschlußseite Buchse Contact arrangement Female insert</p> 	<p>Montageausschnitt Panel cut-out</p> 
--	--	--

**HD.24 Kontakteinsätze/Contact inserts**

**Baugröße/Size 4**




**Crimpanschluss für gestanzte HD-M Crimpkontakte**

**Kontaktzahlen  
No. of contacts**

**Crimp terminal for stamped HD-M crimp contacts**

**24 + **

**250 V/10 A**

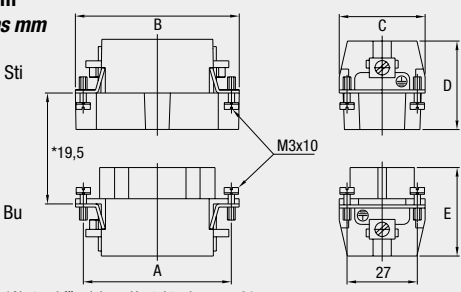
Bezeichnung Description	Bestelltext Designation	Bestell-Nr./Order No.	
		Stifeinsatz Male insert	Buchseinsatz Female insert
<p>Stifeinsatz/Male insert</p> <p>Crimpanschluss/Crimp terminal</p> 	HD.24.Sti.C	2-1103008-3	
<p>Buchseinsatz/Female insert</p>  	HD.24.BU.C		2-1103009-3

Maße/Dimensions	A	B	C	D	E
mm	57	64	33	35	35


Passende Crimpkontakte siehe Seite 34, Passende Crimpwerkzeuge siehe Seite 34  
 Suitable Crimp contacts see page 34, Suitable Crimping tools see page 34

**Maßbild mm  
Dimensions mm**




\*Abstand für sichere Kontaktgabe max. 21 mm

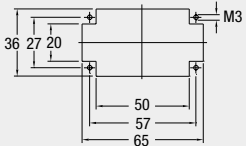
**Kontaktanordnung Anschlußseite Stift  
Contact arrangement Male insert**



**Kontaktanordnung Anschlußseite Buchse  
Contact arrangement Female insert**



**Montageausschnitt  
Panel cut-out**



**HN.2D.42 Kontakteinsätze/Contact inserts**

**Baugröße/Size 4**



**Crimpanschluss für gedrehte HN.D Crimpkontakte**

**Kontaktzahlen  
No. of contacts**

*Crimp terminal for screw machined HN.D crimp contacts*

**42 +** 

**250 V/10 A**

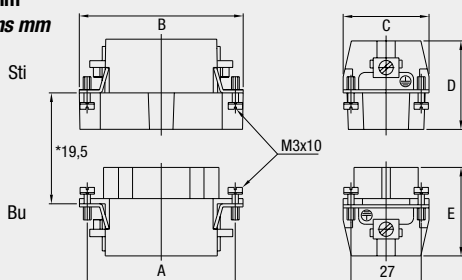
Bezeichnung Description	Bestelltext Designation	Bestell-Nr./Order No.	
		Stifteinsatz Male insert	Buchseinsatz Female insert
<p>Stifteinsatz/Male insert</p> <p>Crimpanschluss/Crimp terminal</p> 	HN.2D.42.Sti.C	2-1103204-3	
<p>Buchseinsatz/Female insert</p> 	HN.2D.42.Bu.C		2-1103206-3


Maße/Dimensions	A	B	C	D	E
mm	57	63	34	35,5	37

Passende Crimpkontakte siehe Seite 33, Passende Crimpwerkzeuge siehe Seite 33  
 Suitable Crimp contacts see page 33, Suitable Crimping tools see page 33


**Maßbild mm  
Dimensions mm**



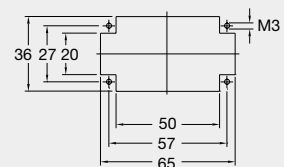
**Kontaktanordnung Anschlußseite Stift  
Contact arrangement Male insert**



**Kontaktanordnung Anschlußseite Buchse  
Contact arrangement Female insert**



**Montageausschnitt  
Panel cut-out**



**HB.10, HB-K.10, HD.24, HD-K.24 Gehäuse/Housings**

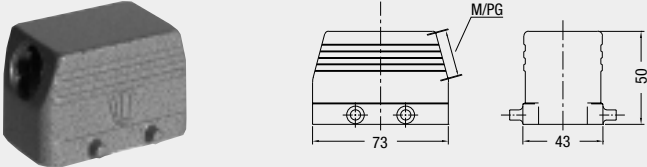
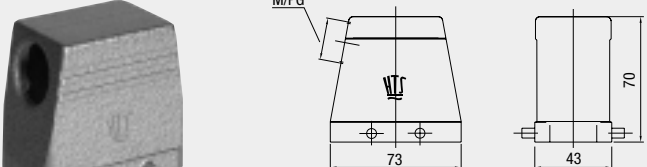
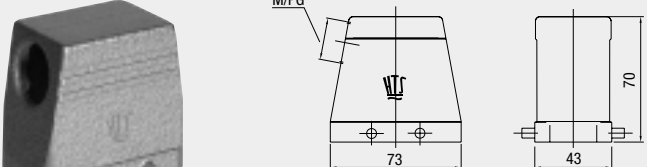
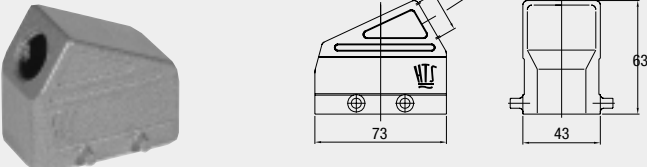
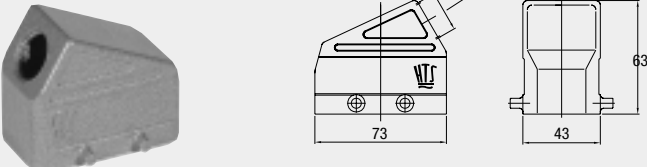
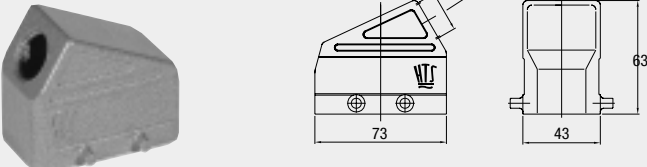
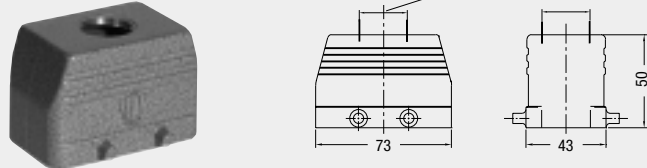
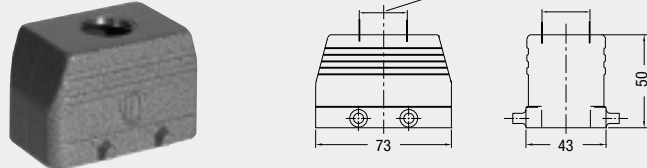
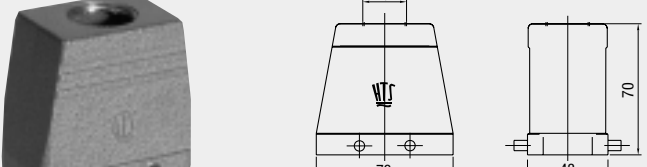
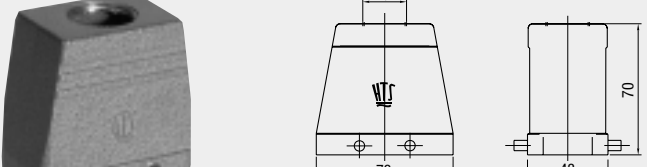
**Baugröße/Size 4**

Pulverbeschichtet, silbergrau  
 K = korrosionsgeschützt, schwarz

*Powder-coated, silver-grey*  
*K = corrosion-resistant, black*

**Verschlussbügel am Unterteil/Locking clip at housing bottom**

**IP 65**

Bezeichnung Description	Metr.	PG	Bestelltext Designation	Bestell-Nr. Order No.
<b>Steckergehäuse:</b> Kabeleingang seitlich, Standard Bauform <b>Hood:</b> Side entry, Standard construction 	M25	16	<b>HB.10.STS.1.16.G</b>	<b>1-1102261-6</b>
		21	<b>HB.10.STS.1.21.G</b> <b>HB.10.STS.1.M25.G</b>	<b>1-1102264-6</b> <b>0-1106430-4</b>
<b>Steckergehäuse:</b> Kabeleingang seitlich, Hohe Bauform <b>Hood:</b> Side entry, High construction 	M32	16	HB-K.10.STS.1.16.G	2-1102261-6
		21	HB-K.10.STS.1.21.G	2-1102264-6
<b>Steckergehäuse:</b> Kabeleingang seitlich, Hohe Bauform <b>Hood:</b> Side entry, High construction 	M32	21	HD.24.STS.1.21.G	1-1102496-6
		29	HD.24.STS.1.29.G HD.24.STS.1.M32.G	1-1102499-6 0-1106434-4
<b>Steckergehäuse:</b> Kabeleingang seitlich, Keilform <b>Hood:</b> Side entry, Standard construction 	M25	21	HD-K.24.STS.1.21.G	2-1102496-6
		29	HD-K.24.STS.1.29.G	2-1102499-6
<b>Steckergehäuse:</b> Kabeleingang seitlich, Keilform <b>Hood:</b> Side entry, Standard construction 	M25	16	HB-KF.10.STS.1.16.G	1-1102211-6
		21	HB-KF.10.STS.1.21.G HB-KF.10.STS.1.M25.G	1-1102214-6 0-1106431-1
<b>Steckergehäuse:</b> Kabeleingang seitlich, Keilform <b>Hood:</b> Side entry, Standard construction 	M25	16	HB-KF/K.10.STS.1.16.G	2-1102211-6
		21	HB-KF/K.10.STS.1.21.G HB-KF/K.10.STS.1.M25.G	2-1102214-6 0-1106431-5
<b>Steckergehäuse:</b> Kabeleingang oben, Standard Bauform <b>Hood:</b> Top entry, Standard construction 	M25	16	<b>HB.10.STO.1.16.G</b>	<b>1-1102267-6</b>
		21	<b>HB.10.STO.1.21.G</b> <b>HB.10.STO.1.M25.G</b>	<b>1-1102270-6</b> <b>0-1106430-1</b>
<b>Steckergehäuse:</b> Kabeleingang oben, Standard Bauform <b>Hood:</b> Top entry, Standard construction 	M25	16	HB-K.10.STO.1.16.G	2-1102267-6
		21	HB-K.10.STO.1.21.G HB-K.10.STO.1.M25.G	2-1102270-6 0-1106430-7
<b>Steckergehäuse:</b> Kabeleingang oben, Hohe Bauform <b>Hood:</b> Top entry, High construction 	M32	21	HD.24.STO.1.21.G	1-1102502-6
		29	HD.24.STO.1.29.G HD.24.STO.1.M32.G	1-1102505-6 0-1106434-1
<b>Steckergehäuse:</b> Kabeleingang oben, Hohe Bauform <b>Hood:</b> Top entry, High construction 	M32	21	HD-K.24.STO.1.21.G	2-1102502-6
		29	HD-K.24.STO.1.29.G HD-K.24.STO.1.M32.G	2-1102505-6 0-1106434-7

**Passende Kabelverschraubungen Seite 173/Suitable Cable fittings page 173**

**HB.10, HB-K.10, HD.24, HD-K.24, Gehäuse/Housings**

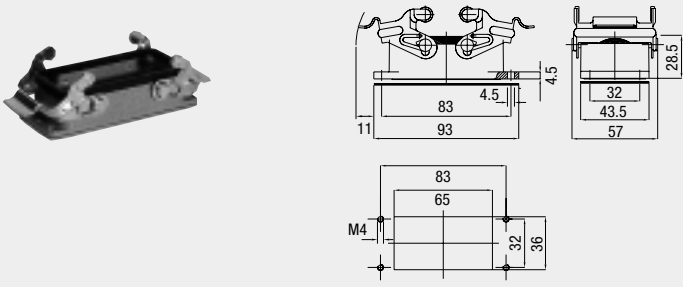
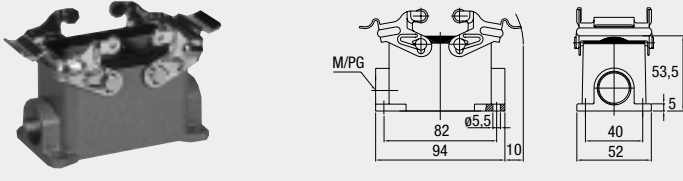
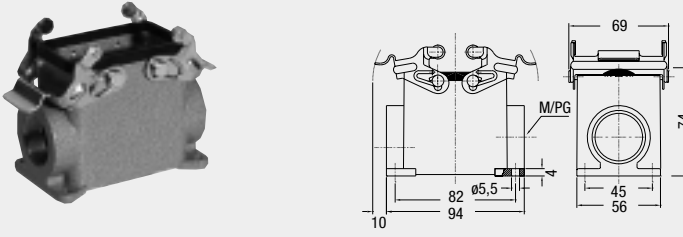
**Baugröße/Size 4**

Pulverbeschichtet, silbergrau  
 K = korrosionsgeschützt, schwarz

*Powder-coated, silver-grey*  
*K = corrosion-resistant, black*

**Verschlussbügel am Unterteil/Locking clip at housing bottom**

**IP 65**

Bezeichnung Description	Metr.	PG	Bestelltext Designation	Bestell-Nr. Order No.
<p><b>Anbaugehäuse:</b> Kabeleingang unten, Standard Bauform  <i>Surface mounted housing: Bottom entry, Standard construction</i></p> 			<p><b>HB.10.AG-VS</b></p> <p><b>Mit Korrosionsschutz</b>  <i>With corrosion protection</i></p> <p><b>HB-K.10.AG-VS</b></p>	<p><b>1-1102271-1</b></p> <p><b>2-1102271-1</b></p>
<p><b>Sockelgehäuse:</b> Kabeleingang seitlich, Standard Bauform  <i>Surface mounted housing: Side entry, Standard construction</i></p> 	<p>2xM25</p>	<p>16 2x16</p>	<p><b>HB.10.SG-VS.1.16.Z</b></p> <p><b>HB.10.SG-VS.2.16.Z</b></p> <p><b>HB.10.SG-VS.2.M25.Z</b></p> <p><b>Mit Korrosionsschutz</b>  <i>With corrosion protection</i></p> <p>HB-K.10.SG-VS.1.16.Z                  HB-K.10.SG-VS.2.16.Z                  HB-K.10.SG-VS.2.M25.Z</p>	<p><b>1-1102274-1</b></p> <p><b>1-1102276-1</b></p> <p><b>0-1106429-4</b></p> <p>2-1102274-1                  2-1102276-1                  0-1106429-8</p>
<p><b>Sockelgehäuse:</b> Kabeleingang seitlich, Hohe Bauform  <i>Surface mounted housing: Side entry, High construction</i></p> 	<p>2xM32</p>	<p>21 29 2x21 2x29</p>	<p>HD.24.SG-VS.1.21.Z                  HD.24.SG-VS.1.29.Z                  HD.24.SG-VS.2.21.Z                  HD.24.SG-VS.2.29.Z                  HD.24.SG-VS.2.M32.Z</p> <p><b>Mit Korrosionsschutz</b>  <i>With corrosion protection</i></p> <p>HD-K.24.SG-VS.1.21.Z                  HD-K.24.SG-VS.1.29.Z                  HD-K.24.SG-VS.2.21.Z                  HD-K.24.SG-VS.2.M32.Z</p>	<p>1-1102507-1                  1-1102511-1                  1-1102509-1                  1-1102513-1                  0-1106433-4</p> <p>2-1102507-1                  2-1102511-1                  2-1102509-1                  0-1106433-8</p>

**Passende Kabelverschraubungen Seite 173/Suitable Cable fittings page 173**

**HB.10, HB-K.10, HD.24, HD-K.24, Gehäuse/Housings**

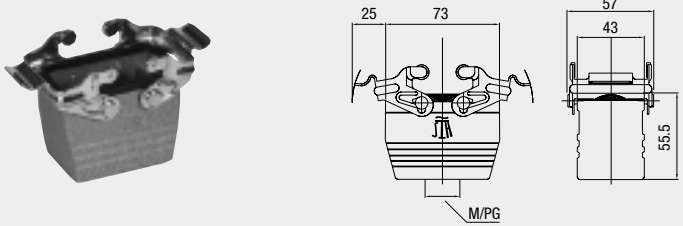
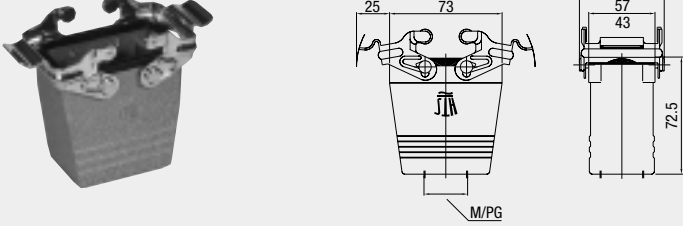
**Baugröße/Size 4**

Pulverbeschichtet, silbergrau  
 K = korrosionsgeschützt, schwarz

*Powder-coated, silver-grey*  
*K = corrosion-resistant, black*

**Verschlussbügel am Unterteil/Locking clip at housing bottom**

**IP 65**

Bezeichnung Description	Metr.	PG	Bestelltext Designation	Bestell-Nr. Order No.
<b>Kupplungsgehäuse:</b> Kabeleingang unten, Standard Bauform <i>Cable-to-cable hood: Bottom entry, Standard construction</i>				
	M25	16 21	HB.10.KDO-VS.1.16.G HB.10.KDO-VS.1.21.G HB.10.KDO-VS.1.M25.G  <b>Mit Korrosionsschutz</b> <i>With corrosion protection</i>	1-1102279-1 1-1102282-1 0-1106428-2
	M25	16	HB-K.10.KDO-VS.1.16.G HB-K.10.KDO-VS.1.M25.G	2-1102279-1 0-1106428-4
<b>Kupplungsgehäuse:</b> Kabeleingang unten, Hohe Bauform <i>Cable-to-cable hood: Bottom entry, High construction</i>				
	M32		HD.24.KDO-VS.1.M32.G  <b>Mit Korrosionsschutz</b> <i>With corrosion protection</i>	0-1106432-2
	M32		HD-K.24.KDO-VS.1.M32.G	0-1106432-4

**Passende Kabelverschraubungen Seite 173/Suitable Cable fittings page 173**



**HB.10, HB-K.10, HD.24, HD-K.24, Gehäuse/Housings**

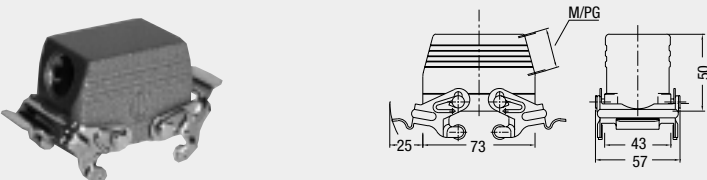
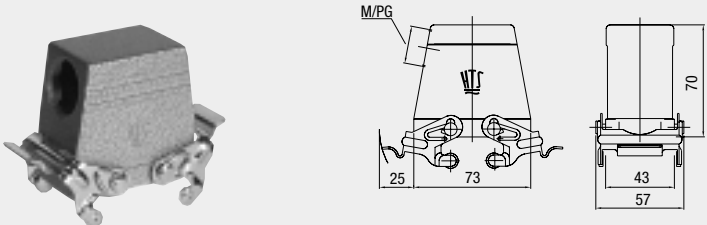
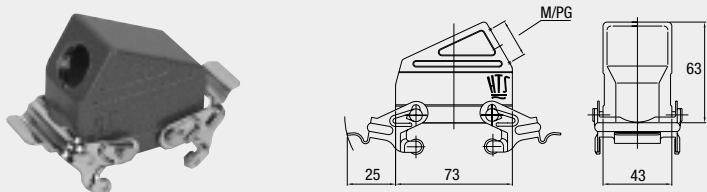
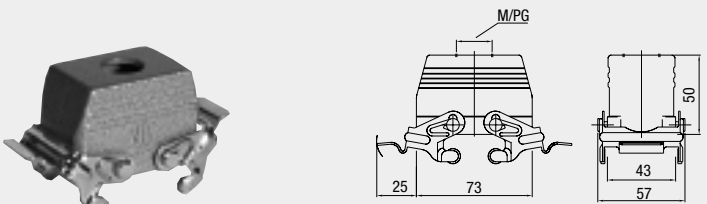
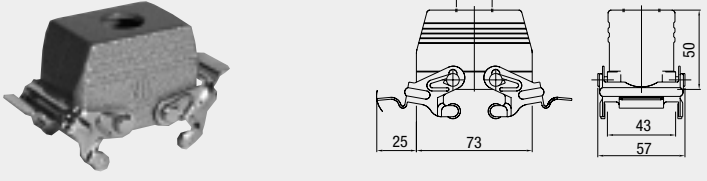
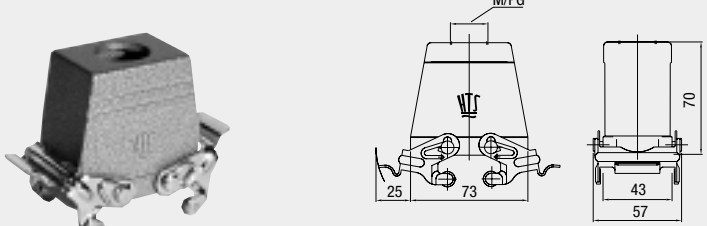
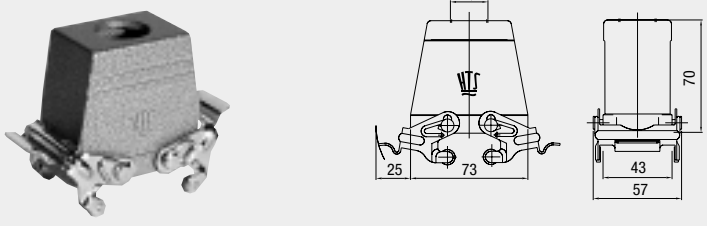
**Baugröße/Size 4**

Pulverbeschichtet, silbergrau  
 K = korrosionsgeschützt, schwarz

*Powder-coated, silver-grey*  
*K = corrosion-resistant, black*

**Verschlussbügel am Oberteil/Locking clip at hood**

**IP 65**

Bezeichnung Description	Metr.	PG	Bestelltext Designation	Bestell-Nr. Order No.
<p><b>Steckergehäuse:</b> Kabeleingang seitlich, Standard Bauform  <i>Hood: Side entry, Standard construction</i></p> 	M25	16	HB.10.STS-VS.1.16.G HB.10.STS-VS.1.M25.G  <b>Mit Korrosionsschutz</b> <i>With corrosion protection</i>	1-1102261-1 0-1106430-6
<p><b>Steckergehäuse:</b> Kabeleingang seitlich, Hohe Bauform  <i>Hood: Side entry, High construction</i></p> 	M32	21 29	HD.24.STS-VS.1.21.G HD.24.STS-VS.1.29.G HD.24.STS-VS.1.M32.G  <b>Mit Korrosionsschutz</b> <i>With corrosion protection</i>	1-1102496-1 1-1102499-1 0-1106434-6
<p><b>Steckergehäuse:</b> Kabeleingang seitlich, Keilform  <i>Hood: Side entry, Standard construction</i></p> 	M25	16	HB-KF.10.STS-VS.1.16.G HB-KF.10.STS-VS.1.M25.G  <b>Mit Korrosionsschutz</b> <i>With corrosion protection</i>	1-1102211-1 0-1106431-3
<p><b>Steckergehäuse:</b> Kabeleingang oben, Standard Bauform  <i>Hood: Top entry, Standard construction</i></p> 	M25	16	HB-KF/K.10.STS-VS.1.16.G HB-KF/K.10.STS-VS.1.M25.G  <b>Mit Korrosionsschutz</b> <i>With corrosion protection</i>	2-1102211-1 0-1106431-7
<p><b>Steckergehäuse:</b> Kabeleingang oben, Standard Bauform  <i>Hood: Top entry, Standard construction</i></p> 	M25	16	HB.10.STO-VS.1.16.G HB.10.STO-VS.1.M25.G  <b>Mit Korrosionsschutz</b> <i>With corrosion protection</i>	1-1102267-1 0-1106430-3
<p><b>Steckergehäuse:</b> Kabeleingang oben, Hohe Bauform  <i>Hood: Top entry, High construction</i></p> 	M32	29	HD.24.STO-VS.1.29.G HD.24.STO-VS.1.M32.G  <b>Mit Korrosionsschutz</b> <i>With corrosion protection</i>	1-1102505-1 0-1106434-3
<p><b>Steckergehäuse:</b> Kabeleingang oben, Hohe Bauform  <i>Hood: Top entry, High construction</i></p> 	M32	21 29	HD-K.24.STO-VS.1.21.G HD-K.24.STO-VS.1.29.G HD-K.24.STO-VS.1.M32.G  <b>Mit Korrosionsschutz</b> <i>With corrosion protection</i>	2-1102502-1 2-1102505-1 0-1106434-9

**Passende Kabelverschraubungen Seite 173/Suitable Cable fittings page 173**

**HB.10, HB-K.10, HD.24, HD-K.24, Gehäuse/Housings**

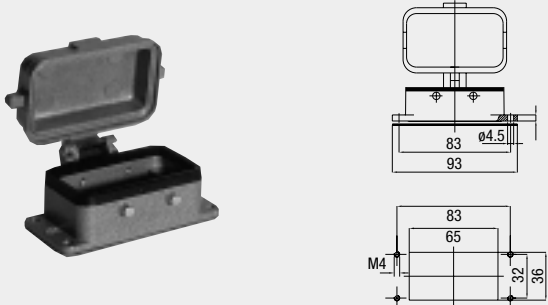
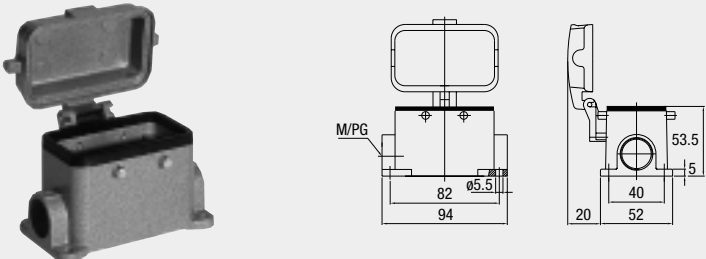
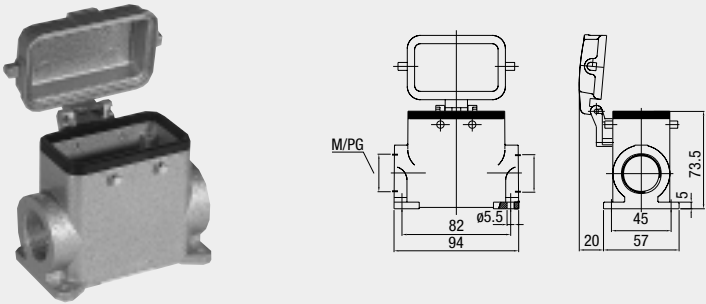
**Baugröße/Size 4**

Pulverbeschichtet, silbergrau  
 K = korrosionsgeschützt, schwarz

*Powder-coated, silver-grey*  
*K = corrosion-resistant, black*

**Verschlussbügel am Oberteil/Locking clip at hood**

**IP 65**

Bezeichnung Description	Metr.	PG	Bestelltext Designation	Bestell-Nr. Order No.
<p><b>Anbaugehäuse:</b> Kabeleingang unten, Standard Bauform  <i>Surface mounted housing: Bottom entry, Standard construction</i></p> 			<p><b>HB.10.AGD</b></p> <p>Mit Korrosionsschutz  <i>With corrosion protection</i></p> <p>HB-K.10.AGD</p>	<p><b>1-1102283-6</b></p> <p>2-1102283-6</p>
<p><b>Sockelgehäuse:</b> Kabeleingang seitlich, Standard Bauform  <i>Surface mounted housing: Side entry, Standard construction</i></p> 	2xM25	16 2x16	<p>HB.10.SGD.1.16.Z                  HB.10.SGD.2.16.Z                  HB.10.SGD.2.M25.Z</p> <p>Mit Korrosionsschutz  <i>With corrosion protection</i></p> <p>HB-K.10.SGD.1.16.Z                  HB-K.10.SGD.2.M25.Z</p>	<p>1-1102286-6                  1-1102288-6                  0-1106429-1</p> <p>2-1102286-6                  0-1106429-5</p>
<p><b>Sockelgehäuse:</b> Kabeleingang seitlich, Hohe Bauform  <i>Surface mounted housing: Side entry, High construction</i></p> 	2xM32	2x21	<p>HD.24.SGD.2.21.Z                  HD.24.SGD.2.M32.Z</p> <p>Mit Korrosionsschutz  <i>With corrosion protection</i></p> <p>HD-K.24.SGD.2.29.Z                  HD-K.24.SGD.2.M32.Z</p>	<p>1-1102523-6                  0-1106433-1</p> <p>2-1102527-6                  0-1106433-5</p>

**Passende Kabelverschraubungen Seite 173/Suitable Cable fittings page 173**

**HB.10, HB-K.10, HD.24, HD-K.24, Gehäuse/Housings**


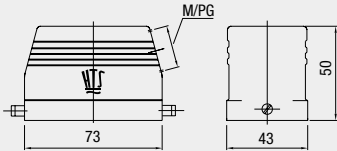

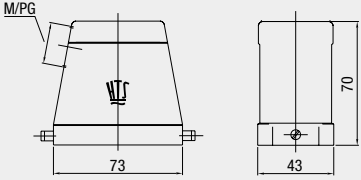

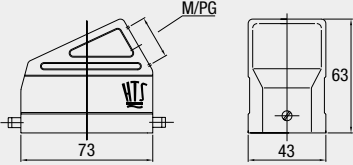

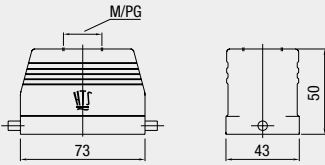

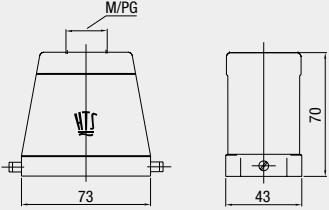
**Baugröße/Size 4**

Pulverbeschichtet, silbergrau  
**K = korrosionsgeschützt, schwarz**

*Powder-coated, silver-grey*  
**K = corrosion-resistant, black**

**Längsbügel am Unterteil/Side clip at housing bottom**

**IP 65**

Bezeichnung Description	Metr.	PG	Bestelltext Designation	Bestell-Nr. Order No.
<b>Steckergehäuse:</b> Kabeleingang seitlich, Standard Bauform <i>Hood: Side entry, Standard construction</i>  	M25	<b>16</b>	<b>HB.10.STS-GR.1.16.G</b> HB.10.STS-GR.1.M25.G	<b>1-1102261-7</b> 0-1106430-5
		16	<b>Mit Korrosionsschutz With corrosion protection</b> HB-K.10.STS-GR.1.16.G	2-1102261-7
<b>Steckergehäuse:</b> Kabeleingang seitlich, Hohe Bauform <i>Hood: Side entry, High construction</i>  	M32	<b>21</b>	<b>HD.24.STS-GR.1.21.G</b> HD.24.STS-GR.1.M32.G	<b>1-1102496-7</b> 0-1106434-5
		21	<b>Mit Korrosionsschutz With corrosion protection</b> HD-K.24.STS-GR.1.21.G HD-K.24.STS-GR.1.M32.G	2-1102496-7 1-1106434-1
<b>Steckergehäuse:</b> Kabeleingang seitlich, Keilform <i>Hood: Side entry, Standard construction</i>  	M25	16	HB-KF.10.STS-GR.1.16.G HB-KF.10.STS-GR.1.M25.G	1-1102211-7 0-1106431-2
		16	<b>Mit Korrosionsschutz With corrosion protection</b> HB-KF/K.10.STS-GR.1.16.G HB-KF/K.10.STS-GR.1.M25.G	2-1102211-7 0-1106431-7
<b>Steckergehäuse:</b> Kabeleingang oben, Standard Bauform <i>Hood: Top entry, Standard construction</i>  	M25	16	HB.10.STO-GR.1.16.G HB.10.STO-GR.1.M25.G	1-1102267-7 0-1106430-2
		16	<b>Mit Korrosionsschutz With corrosion protection</b> HB-K.10.STO-GR.1.16.G HB-K.10.STO-GR.1.M25.G	2-1102267-7 0-1106430-8
<b>Steckergehäuse:</b> Kabeleingang oben, Hohe Bauform <i>Hood: Top entry, High construction</i>  	M32	21 29	HD.24.STO-GR.1.21.G HD.24.STO-GR.1.29.G HD.24.STO-GR.1.M32.G	1-1102502-7 1-1102505-7 0-1106434-2
		29	<b>Mit Korrosionsschutz With corrosion protection</b> HD-K.24.STO-GR.1.29.G HD-K.24.STO-GR.1.M32.G	2-1102505-7 0-1106434-8

**Passende Kabelverschraubungen Seite 173/Suitable Cable fittings page 173**

**HB.10, HB-K.10, HD.24, HD-K.24, Gehäuse/Housings**


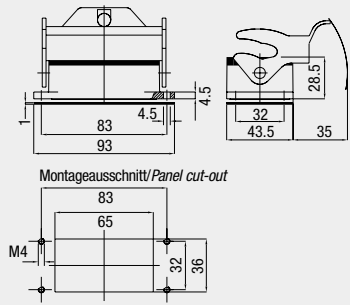

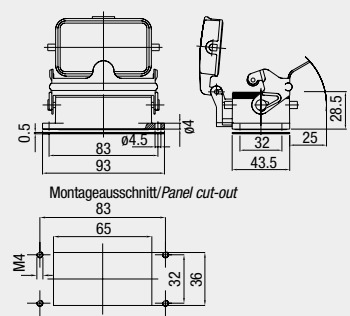

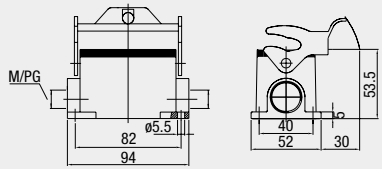

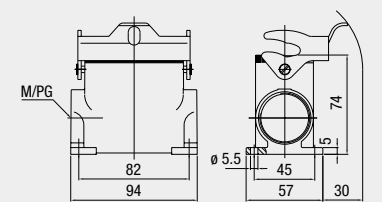
**Baugröße/Size 4**

Pulverbeschichtet, silbergrau  
 K = korrosionsgeschützt, schwarz

*Powder-coated, silver-grey*  
*K = corrosion-resistant, black*

**Längsbügel am Unterteil/Side clip at housing bottom**

**IP 65**

Bezeichnung Description	Metr.	PG	Bestelltext Designation	Bestell-Nr. Order No.
<p><b>Anbaugehäuse:</b> Kabeleingang unten, Standard Bauform  <i>Surface mounted housing: Bottom entry, Standard construction</i></p>  			<p><b>HB.10.AG-LB</b></p> <p>Mit Korrosionsschutz  <i>With corrosion protection</i></p> <p>HB-K.10.AG-LB</p>	<p>1-1102271-2</p> <p>2-1102271-2</p>
<p><b>Anbaugehäuse:</b> Kabeleingang unten, Standard Bauform  <i>Surface mounted housing: Bottom entry, Standard construction</i></p>  			<p><b>HB.10.AGD-LB</b></p> <p>Mit Korrosionsschutz  <i>With corrosion protection</i></p> <p>HB-K.10.AGD-LB</p>	<p>1-1102283-2</p> <p>2-1102283-2</p>
<p><b>Sockelgehäuse:</b> Kabeleingang seitlich, Standard Bauform  <i>Surface mounted housing: Side entry, Standard construction</i></p>  	2xM25	16 2x16	<p>HB.10.SG-LB.1.16.Z                  HB.10.SG-LB.2.16.Z                  HB.10.SG-LB.2.M25.Z</p> <p>Mit Korrosionsschutz  <i>With corrosion protection</i></p> <p>HB-K.10.SG-LB.1.16.Z                  HB-K.10.SG-LB.2.M25.Z</p>	<p>1-1102274-2                  1-1102276-2                  0-1106429-3</p> <p>2-1102274-2                  0-1106429-7</p>
<p><b>Sockelgehäuse:</b> Kabeleingang seitlich, Hohe Bauform  <i>Surface mounted housing: Side entry, High construction</i></p>  	2xM32	21 2x21 29 2x29	<p>HD.24.SG-LB.1.21.Z                  HD.24.SG-LB.2.21.Z                  HD.24.SG-LB.1.29.Z                  HD.24.SG-LB.2.29.Z                  HD.24.SG-LB.2.M32.Z</p> <p>Mit Korrosionsschutz  <i>With corrosion protection</i></p> <p>HD-K.24.SG-LB.2.M32.Z</p>	<p>1-1102507-2                  1-1102509-2                  1-1102511-2                  1-1102513-2                  0-1106433-3</p> <p>0-1106433-7</p>

**Passende Kabelverschraubungen Seite 173/Suitable Cable fittings page 173**

**HB.10, HB-K.10, HD.24, HD-K.24, Gehäuse/Housings**

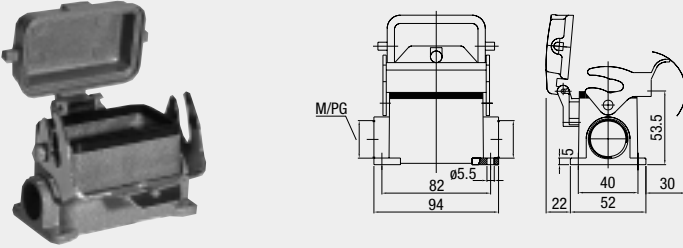
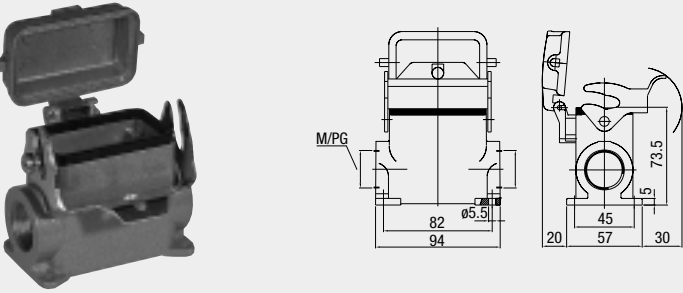
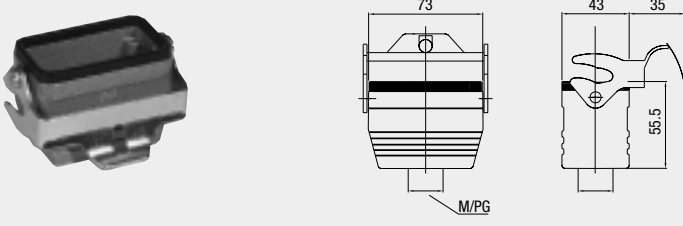
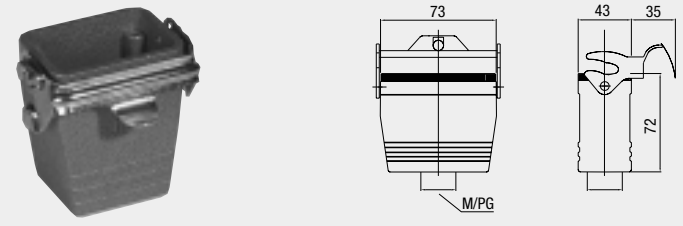
**Baugröße/Size 4**

Pulverbeschichtet, silbergrau  
 K = korrosionsgeschützt, schwarz

*Powder-coated, silver-grey*  
*K = corrosion-resistant, black*

**Längsbügel am Unterteil/Side clip at housing bottom**

**IP 65**

Bezeichnung Description	Metr.	PG	Bestelltext Designation	Bestell-Nr. Order No.
<b>Sockelgehäuse: Kabeleingang seitlich, Standard Bauform</b> <i>Surface mounted housing: Side entry, Standard construction</i>	2xM25	16 2x16	HB.10.SGD-LB.1.16.Z HB.10.SGD-LB.2.16.Z HB.10.SGD-LB.2.M25.Z  <b>Mit Korrosionsschutz</b> <i>With corrosion protection</i>	1-1102286-2 1-1102288-2 0-1106429-2
		16 2x16	HB-K.10.SGD-LB.1.16.Z HB-K.10.SGD-LB.2.16.Z HB-K.10.SGD-LB.2.M25.Z	2-1102286-2 2-1102288-2 0-1106429-6
<b>Sockelgehäuse: Kabeleingang seitlich, Hohe Bauform</b> <i>Surface mounted housing: Side entry, High construction</i>	2xM32	2x21 29 2x29	HD.24.SGD-LB.2.21.Z HD.24.SGD-LB.1.29.Z HD.24.SGD-LB.2.29.Z HD.24.SGD-LB.2.M32.Z  <b>Mit Korrosionsschutz</b> <i>With corrosion protection</i>	1-1102523-2 1-1102525-2 1-1102527-2 0-1106433-2
		21 29 2x29	HD-K.24.SGD-LB.1.21.Z HD-K.24.SGD-LB.1.29.Z HD-K.24.SGD-LB.2.29.Z HD-K.24.SGD-LB.2.M32.Z	2-1102521-2 2-1102525-2 2-1102527-2 0-1106433-6
<b>Kupplungsgehäuse: Kabeleingang unten, Standard Bauform</b> <i>Cable-to-cable hood: Bottom entry, Standard construction</i>	M25	16 21	HB.10.KDO-LB.1.16.G HB.10.KDO-LB.1.21.G HB.10.KDO-LB.1.M25.G	1-1102279-2 1-1102282-2 0-1106428-1
		29	HD.24.KDO-LB.1.29.G HD.24.KDO-LB.1.M32.G	1-1102519-2 0-1106432-1
<b>Kupplungsgehäuse: Kabeleingang unten, Hohe Bauform</b> <i>Cable-to-cable hood: Bottom entry, High construction</i>	M32	29	HD-K.24.KDO-LB.1.29.G HD-K.24.KDO-LB.1.M32.G	2-1102519-2 0-1106432-3
		29	HD-K.24.KDO-LB.1.29.G HD-K.24.KDO-LB.1.M32.G	2-1102519-2 0-1106432-3

**Passende Kabelverschraubungen Seite 173/Suitable Cable fittings page 173**

**HM.10 Gehäuse/Housings**

**Baugröße/Size 4**

Pulverbeschichtet, silbergrau  
 K = korrosionsgeschützt, schwarz

*Powder-coated, silver-grey*  
*K = corrosion-resistant, black*

**HM-10 Motoranschlußgehäuse/Motor connector**

**IP 65**

Bezeichnung Description	A	B	Bestelltext Designation	Bestell-Nr. Order No.
HM-10 Motoranschlußgehäuse, Längsbügel am Gehäuse HM-10 Motor Connector, Side clip at housing				
	68,00	82,00	HM.10-82/82	8-1108772-2
	73,00	85,00	HM.10-85/85	8-1108772-5
	78,00	90,00	HM.10-90/90	8-1108772-0
	80,00	94,00	HM.10-94/94	8-1108772-4
	-	98,00	HM.10-98/98	8-1108772-8

**HB-Z.10, HB-K/Z.10, HD-Z.24, HD-K/Z.24 Gehäuse/Housings**


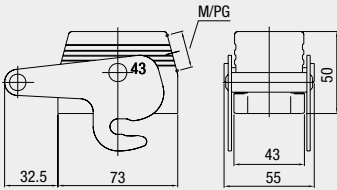

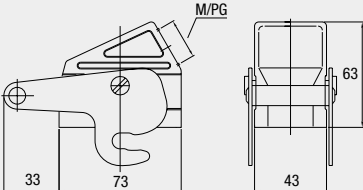

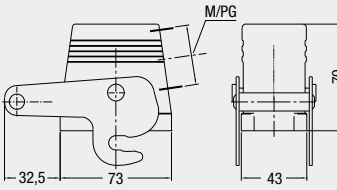

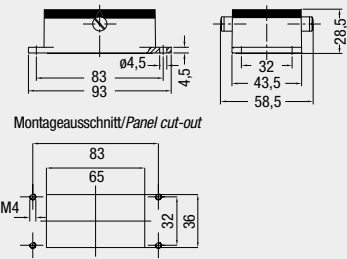
**Baugröße/Size 4**

Pulverbeschichtet, silbergrau  
 K = korrosionsgeschützt, schwarz

*Powder-coated, silver-grey*  
*K = corrosion-resistant, black*

**Zentralbügel am Steckergehäuse/Central locking clip on hood**

**IP 65**

Bezeichnung Description	Metr.	PG	Bestelltext Designation	Bestell-Nr. Order No.
<b>Steckergehäuse:</b> Kabeleingang seitlich, Standard Bauform <b>Hood:</b> Side entry, Standard construction  	M25	16	HB-Z.10.STS-ZB.1.16.G HB-Z.10.STS-ZB.1.M25.G	1-1102261-3 1-1106430-6
	M25	16	<b>Mit Korrosionsschutz</b> <b>With corrosion protection</b> HB-K/Z.10.STS-ZB.1.16.G HB-K/Z.10.STS-ZB.1.M25.G	2-1102261-3 1-1106430-4
<b>Steckergehäuse:</b> Kabeleingang seitlich, Keilform <b>Hood:</b> Side entry, Standard construction  	M25	16	HB-KF.10.STS-ZB.1.16.G HB-KF.10.STS-ZB.1.M25.G	1-1102211-3 0-1106431-4
	M25	16	<b>Mit Korrosionsschutz</b> <b>With corrosion protection</b> HB-KF/K.10.STS-ZB.1.16.G HB-KF/K.10.STS-ZB.1.M25.G	2-1102211-3 0-1106431-8
<b>Steckergehäuse:</b> Kabeleingang seitlich, Hohe Bauform <b>Hood:</b> Side entry, High construction  	M25	21 29	HD-Z.24.STS-ZB.1.21.G HD-Z.24.STS-ZB.1.29.G	1-1102496-3 1-1102499-3
	M25	21 29	<b>Mit Korrosionsschutz</b> <b>With corrosion protection</b> HD-K/Z.24.STS-ZB.1.21.G HD-K/Z.24.STS-ZB.1.29.G	2-1102496-3 2-1102499-3
<b>Anbaugehäuse:</b> Kabeleingang unten, Standard Bauform <b>Surface mounted housing:</b> Bottom entry, Standard construction  	M25		<b>HB-Z.10.AG-ZVGR</b>	<b>1-1102271-8</b>
	M25		<b>Mit Korrosionsschutz</b> <b>With corrosion protection</b> HB-K/Z.10.AG-ZVGR	2-1102271-8

**Passende Kabelverschraubungen Seite 173/Suitable Cable fittings page 173**

**HB-Z.10, HB-K/Z.10, HD-Z.24, HD-K/Z.24 Gehäuse/Housings**

**Baugröße/Size 4**

Pulverbeschichtet, silbergrau  
**K = korrosionsgeschützt, schwarz**

*Powder-coated, silver-grey*  
**K = corrosion-resistant, black**

**Zentralbügel am Steckergehäuse/Central locking clip on hood**

**IP 65**

Bezeichnung Description	Metr.	PG	Bestelltext Designation	Bestell-Nr. Order No.
<b>Sockelgehäuse: Kabeleingang seitlich, Standard Bauform</b> <i>Surface mounted housing: Side entry, Standard construction</i>			16 2x16 HB-Z.10.SG-ZVGR.1.16.Z HB-Z.10.SG-ZVGR.2.16.Z	1-1102274-8 1-1102276-8
			<b>Mit Korrosionsschutz</b> <i>With corrosion protection</i>	
<b>Sockelgehäuse: Kabeleingang seitlich, Hohe Bauform</b> <i>Surface mounted housing: Side entry, High construction</i>			16 2x16 HB-K/Z.10.SG-ZVGR.1.16.Z HB-K/Z.10.SG-ZVGR.2.16.Z HB-K/Z.10.SG-ZVGR.2.M25.Z	2-1102274-8 2-1102276-8 0-1106429-9
			<b>Mit Korrosionsschutz</b> <i>With corrosion protection</i>	
<b>Sockelgehäuse: Kabeleingang seitlich, Hohe Bauform</b> <i>Surface mounted housing: Side entry, High construction</i>			29 2x29 HD-Z.24.SG-ZVGR.1.29.Z HD-Z.24.SG-ZVGR.2.29.Z HD-Z.24.SG-ZVGR.2.M32.Z	1-1102511-8 1-1102513-8 1-1106434-4
			<b>Mit Korrosionsschutz</b> <i>With corrosion protection</i>	
<b>Sockelgehäuse: Kabeleingang seitlich, Hohe Bauform</b> <i>Surface mounted housing: Side entry, High construction</i>			29 2x29 HD-K/Z.24.SG-ZVGR.1.29.Z HD-K/Z.24.SG-ZVGR.2.29.Z HD-K/Z.24.SG-ZVGR.2.M32.Z	2-1102511-8 2-1102513-8 0-1106469-9
			<b>Mit Korrosionsschutz</b> <i>With corrosion protection</i>	

**Passende Kabelverschraubungen Seite 173/Suitable Cable fittings page 173**



**HIP.10/24, HIP-K.10/24, EMV-K.10/24 Gehäuse/Housings**

**Baugröße/Size 4**

**HIP:** Druckdicht, silbergrau, **HIP-K:** Korrosionsgeschützt, schwarz

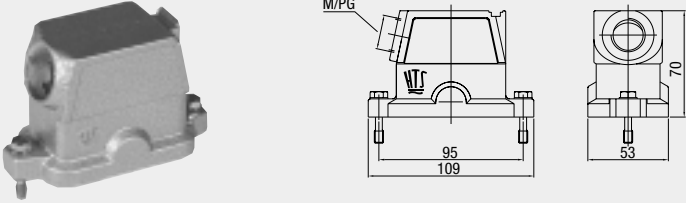
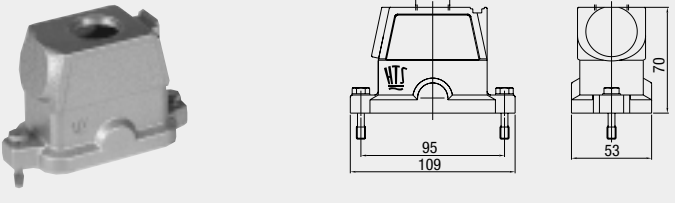
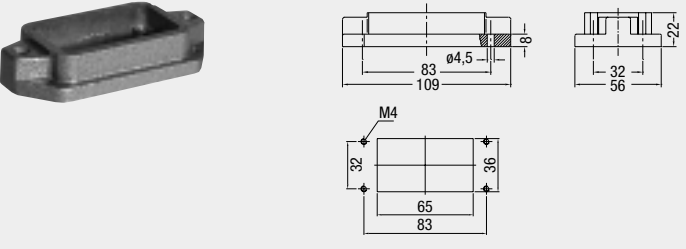
**EMV-K:** Schutz gegen elektromagnetische Beeinflussung, druckdicht, korrosionsgeschützt, schwarz

**HIP:** Pressure-tight, silver-grey, **HIP-K:** Housings corrosion-resistant, black

**EMV-K:** Protection against electro-magnetic interference, pressure-tight, housings corrosion-resistant, black

**Druckdicht bis ≤ 5 bar/pressure-tight up to 5 bar**

**IP 68**

Bezeichnung Description	Metr.	PG	Bestelltext Designation	Bestell-Nr. Order No.	
<b>Steckergehäuse:</b> Kabeleingang seitlich <b>Hood:</b> Side entry, Standard construction  	M25	16	<b>HIP</b> HIP.10/24.STS.1.16.G	1-1102640-5	
		21	HIP.10/24.STS.1.21.G	1-1102642-5	
			HIP.10/24.STS.1.M25.G	0-1106436-2	
	M25	<b>21</b>	<b>HIP-K</b> <b>HIP-K.10/24.STS.1.21.G</b>	<b>2-1102642-5</b>	
			HIP-K.10/24.STS.1.M25.G	0-1106436-4	
			<b>EMV-K</b> EMV-K.10/24.STS.1.21.G	4-1102714-5	
	M25		EMV-K.10/24.STS.1.M25.G	0-1106427-3	
	<b>Steckergehäuse:</b> Kabeleingang oben <b>Hood:</b> Top entry  	M25	16	<b>HIP</b> HIP.10/24.STO.1.16.G	1-1102644-5
			21	HIP.10/24.STO.1.21.G	1-1102646-5
			HIP.10/24.STO.1.M25.G	0-1106436-1	
M25		<b>16</b>	<b>HIP-K</b> <b>HIP-K.10/24.STO.1.16.G</b>	<b>2-1102644-5</b>	
			HIP-K.10/24.STO.1.M25.G	0-1106436-3	
			<b>EMV-K</b> EMV-K.10/24.STO.1.21.G	4-1102715-5	
M25			EMV-K.10/24.STO.1.M25.G	0-1106427-4	
<b>Anbaugehäuse:</b> Kabeleingang unten <b>Surface mounted housing:</b> Bottom entry   <p style="text-align: center;">Montageausschnitt/Panel cut-out</p>				<b>HIP</b> HIP.10/24.AG	1-1102647-5
				<b>HIP-K</b> <b>HIP-K.10/24.AG</b>	<b>2-1102647-5</b>
			<b>EMV-K</b> EMV-K.10/24.AG	4-1102718-5	

**Passende Kabelverschraubungen Seite 173/Suitable Cable fittings page 173**

**HIP.10/24, HIP-K.10/24, EMV-K.10/24 Gehäuse/Housings**

**Baugröße/Size 4**

**HIP:** Druckdicht, silbergrau, **HIP-K:** Korrosionsgeschützt, schwarz

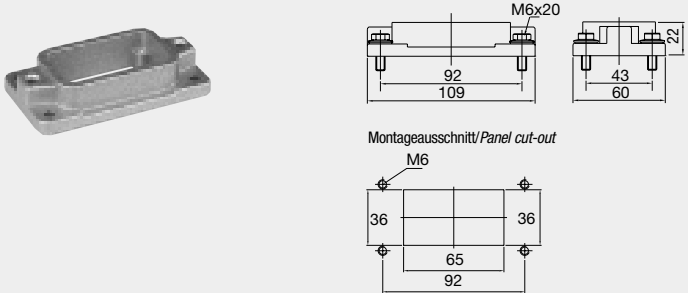
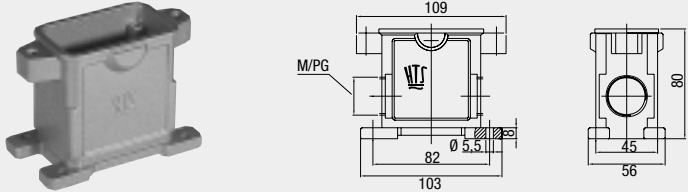
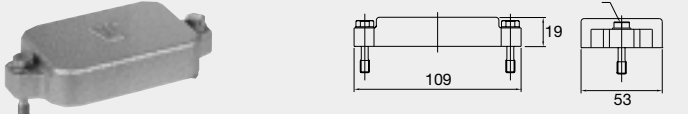
**EMV-K:** Schutz gegen elektromagnetische Beeinflussung, druckdicht, korrosionsgeschützt, schwarz

**HIP:** Pressure-tight, silver-grey, **HIP-K:** Housings corrosion-resistant, black

**EMV-K:** Protection against electro-magnetic interference, pressure-tight, housings corrosion-resistant, black

**Druckdicht bis ≤ 5 bar/pressure-tight up to 5 bar**

**IP 68**

Bezeichnung Description	Metr.	PG	Bestelltext Designation	Bestell-Nr. Order No.
<p><b>Anbaugehäuse:</b> Kabeleingang unten <i>Surface mounted housing: Bottom entry</i></p> 			<p><b>HIP</b> HIP.10/24.AG.M6</p> <p><b>HIP-K</b> HIP-K.10.AG.M6</p> <p><b>EMV-K</b> EMV-K.10/24.AG.M6</p>	<p>1-1102612-5</p> <p><b>2-1102612-5</b></p> <p>4-1102720-5</p>
<p><b>Sockelgehäuse:</b> Kabeleingang seitlich <i>Surface mounted housing: Side entry</i></p> 	2xM32	21 2x21	<p><b>HIP</b> HIP.10/24.SG.1.21.G HIP.10/24.SG.2.21.G HIP.10/24.SG.2.M32.G</p> <p><b>HIP-K</b> HIP-K.10/24.SG.1.21.G HIP-K.10/24.SG.2.21.G</p> <p><b>EMV-K</b> EMV-K.10/24.SG.1.21.G <b>EMV-K.10/24.SG.2.21.G</b> <b>EMV-K.10/24.SG.2.M32.G</b></p>	<p>1-1102610-5 1-1102611-5 0-1106435-1</p> <p>5-1102610-5 2-1102611-5</p> <p>5-1102716-5 <b>4-1102717-5</b> <b>0-1106426-2</b></p>
<p><b>Schutzkappe für Gehäuse-Unterteile</b> <i>Protective covers for hoods and housing</i></p> 			<p><b>HIP</b> HIP/EMV.10/24.SKB</p> <p><b>HIP-K/EMV-K</b> HIP-K/EMV-K.10/24.SKB</p>	<p>3-1106202-5</p> <p>4-1106202-5</p>

**Passende Kabelverschraubungen Seite 173/Suitable Cable fittings page 173**

**HA.16 Kontakteinsätze/Contact inserts**

**Baugröße/Size 5**







Schraubanschluss, Federzug-Anschluss,  
Crimpschluss für gedrehte HE/HA Crimpkontakte

**Kontaktzahlen**  
**No. of contacts**

*Screw terminal, Spring Clamp terminal,  
Crimp terminal for screw machined HE/HA crimp contacts*

**16 +** 

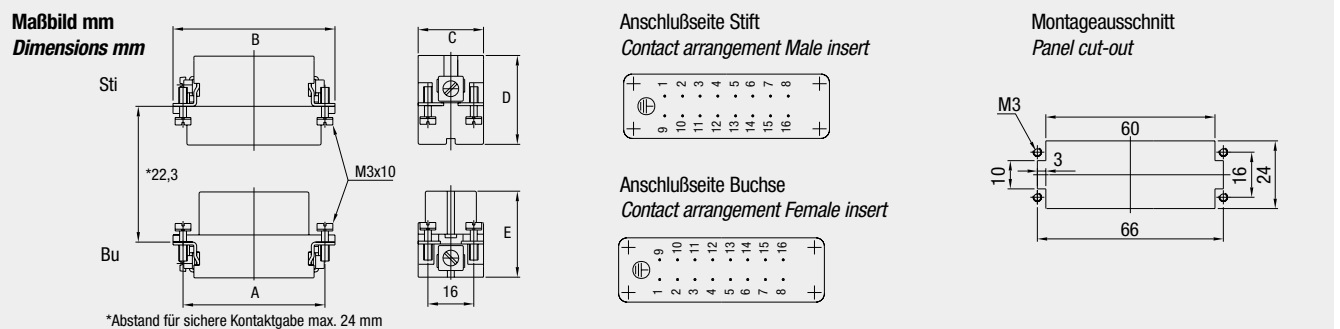
**250 V/16 A**

Bezeichnung Description	Bestelltext Designation	Bestell-Nr./Order No.	
		Stifteinsatz Male insert	Buchseinsatz Female insert
<p>Stifteinsatz/Male insert</p> <p>Schraubanschluss/Screw terminal</p> 	<b>HA.16.Sti.S.B 1-16</b>	<b>1-1103416-1</b>	
<p>Buchseinsatz/Female insert</p> 	<b>HA.16.Bu.S.B 1-16</b>		<b>1-1103417-1</b>
<p>Federzug-Anschluss/Spring Clamp terminal</p> 	<b>HA.16.Sti.SC.B 1-16</b>	<b>7-1103416-1</b>	
<p>Buchseinsatz/Female insert</p> 	<b>HA.16.Bu.SC.B 1-16</b>		<b>7-1103417-1</b>
<p>Crimpschluss/Crimp terminal</p> 	<b>HA.16.Sti.C.B 1-16</b>	<b>2-1103416-3</b>	
<p>Buchseinsatz/Female insert</p> 	<b>HA.16.Bu.C.B 1-16</b>		<b>2-1103417-3</b>

Maße/Dimensions	A	B	C	D	E
mm	66	73	23	31	28

Passende Crimpkontakte siehe Seite 35, Passende Crimpwerkzeuge siehe Seite 35  
 Suitable Crimp contacts see page 35, Suitable Crimping tools see page 35



\*Abstand für sichere Kontaktgabe max. 24 mm

**HN.D.25 Kontakteinsätze/Contact inserts**

**Baugröße/Size 5**



**Crimpanschluss für gedrehte HN.D Crimpkontakte**

**Kontaktzahlen  
No. of contacts**

*Crimp terminal for screw machined HN.D crimp contacts*

**25 +** 

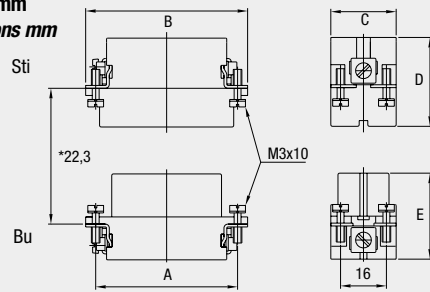
**250 V/10 A**

Bezeichnung Description	Bestelltext Designation	Bestell-Nr./Order No.	
		Stifteinsatz Male insert	Buchseinsatz Female insert
<p>Stifteinsatz/Male insert</p> <p>Crimpanschluss/Crimp terminal</p> 	HN.D.25.Sti.C	2-1103108-3	
<p>Buchseinsatz/Female insert</p> 	HN.D.25.Bu.C		2-1103109-3

Maße/Dimensions	A	B	C	D	E
mm	66	73	23	35	35

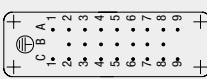
Passende Crimpkontakte siehe Seite 33, Passende Crimpwerkzeuge siehe Seite 33  
 Suitable Crimp contacts see page 33, Suitable Crimping tools see page 33

**Maßbild mm**  
Dimensions mm

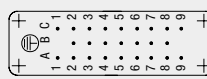


\*Abstand für sichere Kontaktgabe max. 24 mm

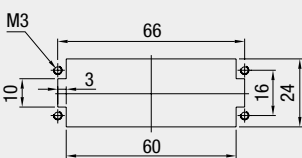
**Anschlußseite Stift**  
Contact arrangement Male insert



**Anschlußseite Buchse**  
Contact arrangement Female insert



**Montageausschnitt**  
Panel cut-out



**HD.25 Kontakteinsätze/Contact inserts**

**Baugröße/Size 5**



**Crimpschluss für gestanzte HD.M Crimpkontakte**

**Kontaktzahlen  
No. of contacts**

**Crimp terminal for stamped HD.M crimp contacts**

**25 +** 

**250 V/10 A**

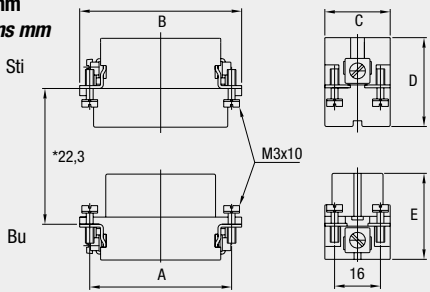
Bezeichnung Description	Bestelltext Designation	Bestell-Nr./Order No.	
		Stifteinsatz Male insert	Buchseinsatz Female insert
<p>Stifteinsatz/Male insert</p> <p>Crimpschluss/Crimp terminal</p> 	HD.25.Sti.C	2-1103010-3	
<p>Buchseinsatz/Female insert</p> 	HD.25.Bu.C		2-1103011-3

Maße/Dimensions	A	B	C	D	E
mm	66	73	23	35	35


Passende Crimpkontakte siehe Seite 34, Passende Crimpwerkzeuge siehe Seite 34  
 Suitable Crimp contacts see page 34, Suitable Crimping tools see page 34

**Maßbild mm  
Dimensions mm**




\*Abstand für sichere Kontaktgabe max. 24 mm

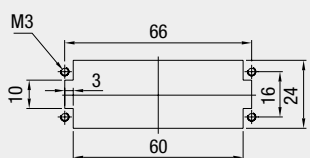
**Anschlußseite Stift  
Contact arrangement Male insert**



**Anschlußseite Buchse  
Contact arrangement Female insert**



**Montageausschnitt  
Panel cut-out**



**HA.16/HD.25 Gehäuse/Housings**


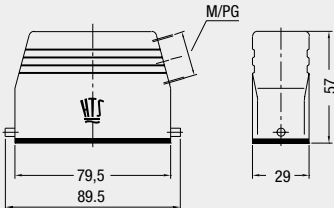

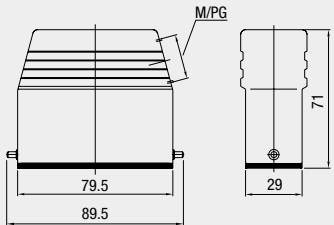

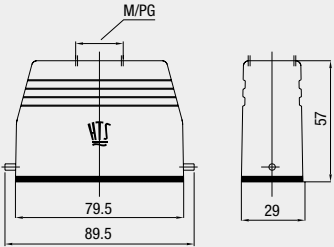

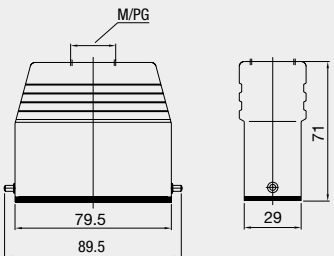
**Baugröße/Size 5**

Pulverbeschichtet, silbergrau

*Powder-coated, silver-grey*

**Längsbügel am Unterteil/Side clip at housing bottom**

**IP 65**

Bezeichnung Description	Metr.	PG	Bestelltext Designation	Bestell-Nr. Order No.
<p><b>Steckergehäuse:</b> Kabeleingang seitlich <i>Hood: Side entry</i></p>  	M20	16	<p>HA.16.STS.1.16.G HA.16.STS.1.M20.G</p>	<p>1-1102136-7 0-1106439-2</p>
<p><b>Steckergehäuse:</b> Kabeleingang seitlich <i>Hood: Side entry</i></p>  	M25	16 21	<p>HD.25.STS.1.16.G HD.25.STS.1.21.G HD.25.STS.1.M25.G</p>	<p>1-1102530-7 1-1102533-7 0-1106442-2</p>
<p><b>Steckergehäuse:</b> Kabeleingang oben, <i>Hood: Top entry</i></p>  	M20	16	<p>HA.16.STO.1.16.G HA.16.STO.1.M20.G</p>	<p>1-1102139-7 0-1106439-1</p>
<p><b>Steckergehäuse:</b> Kabeleingang oben, <i>Hood: Top entry</i></p>  	M25	16 21	<p>HD.25.STO.1.16.G HD.25.STO.1.21.G HD.25.STO.1.M25.G</p>	<p>1-1102536-7 1-1102539-7 0-1106442-1</p>

**Passende Kabelverschraubungen Seite 173/Suitable Cable fittings page 173**

**HA.16/HD.25 Gehäuse/Housings**


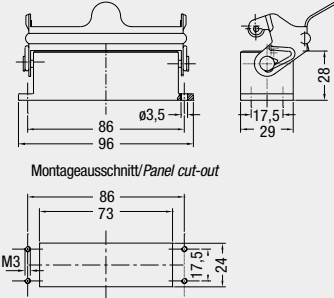

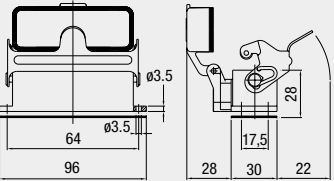

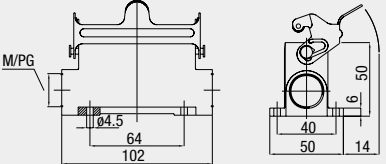

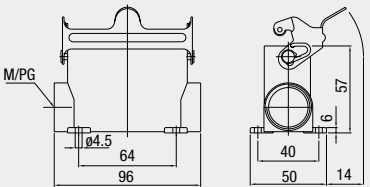
**Baugröße/Size 5**

Pulverbeschichtet, silbergrau

*Powder-coated, silver-grey*

**Längsbügel am Unterteil/Side clip at housing bottom**

**IP 65**

Bezeichnung Description	Metr.	PG	Bestelltext Designation	Bestell-Nr. Order No.
<b>Anbaugehäuse:</b> Kabeleingang unten <i>Surface mounted housing: Bottom entry</i>				
				
			<b>HA.16.AG-LB</b>	<b>1-1102140-2</b>
<b>Anbaugehäuse:</b> Kabeleingang unten <i>Surface mounted housing: Bottom entry</i>				
				
			<b>HA.16.AGD-LB</b>	<b>1-1102141-2</b>
<b>Sockelgehäuse:</b> Kabeleingang seitlich <i>Surface mounted housing: Side entry</i>				
				
	<b>2xM20</b>	<b>16</b> 2x16	<b>HA.16.SG-LB.1.16 Z</b> <b>HA.16.SG-LB.2.16 Z</b> <b>HA.16.SG-LB.2.M20.Z</b>	<b>1-1102143-2</b> <b>1-1102145-2</b> <b>0-1106438-2</b>
<b>Sockelgehäuse:</b> Kabeleingang seitlich, Hohe Bauform <i>Surface mounted housing: Side entry, High construction</i>				
				
	<b>2xM25</b>	<b>16</b> 2x16 <b>21</b> 2x21	<b>HD.25.SG-LB.1.16 Z</b> <b>HD.25.SG-LB.2.16 Z</b> <b>HD.25.SG-LB.1.21 Z</b> <b>HD.25.SG-LB.2.21 Z</b> <b>HD.25.SG-LB.2.M25.Z</b>	<b>1-1102541-2</b> <b>1-1102543-2</b> <b>1-1102545-2</b> <b>1-1102547-2</b> <b>0-1106441-2</b>

**Passende Kabelverschraubungen Seite 173/Suitable Cable fittings page 173**

**HA.16/HD.25 Gehäuse/Housings**

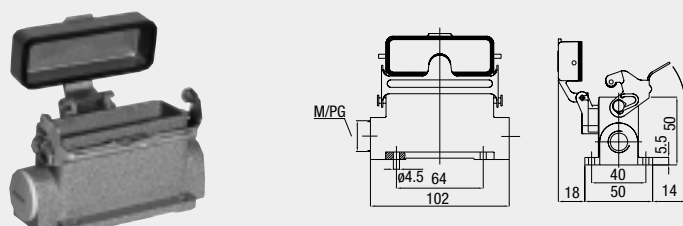
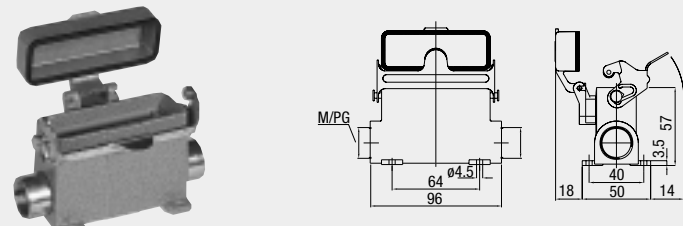
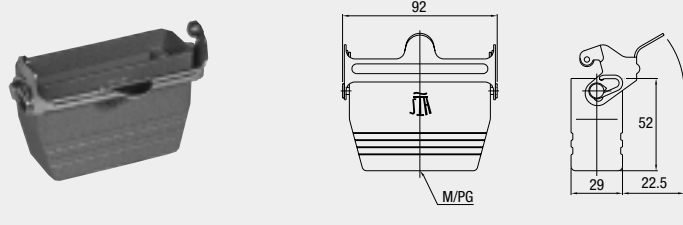
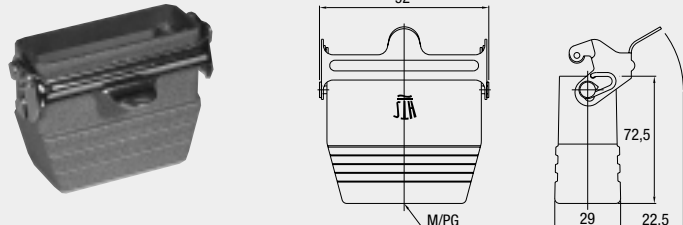
**Baugröße/Size 5**

Pulverbeschichtet, silbergrau

*Powder-coated, silver-grey*

**Längsbügel am Unterteil/Side clip at housing bottom**

**IP 65**

Bezeichnung Description	Metr.	PG	Bestelltext Designation	Bestell-Nr. Order No.
<p><b>Sockelgehäuse:</b> Kabeleingang seitlich, Standard Bauform <i>Surface mounted housing: Side entry, Standard construction</i></p> 	2xM20	16 2x16	HA.16.SGD-LB.1.16 Z HA.16.SGD-LB.2.16 Z HA.16.SGD-LB.2.M20.Z	1-1102147-2 1-1102149-2 0-1106438-1
<p><b>Sockelgehäuse:</b> Kabeleingang seitlich, Hohe Bauform <i>Surface mounted housing: Side entry, High construction</i></p> 	2xM25	16 2x16 21 2x21	HD.25.SGD-LB.1.16 Z HD.25.SGD-LB.2.16 Z HD.25.SGD-LB.1.21 Z HD.25.SGD-LB.2.21.Z HD.25.SGD-LB.2.M25.Z	1-1102549-2 1-1102551-2 1-1102553-2 1-1102555-2 0-1106441-1
<p><b>Kupplungsgehäuse:</b> Kabeleingang unten, Standard Bauform <i>Cable-to-cable hood: Bottom entry, Standard construction</i></p> 	M20	16	HA.16.KDO-LB.1.16 G HA.16.KDO-LB.1.M20.G	1-1102152-2 0-1106437-1
<p><b>Kupplungsgehäuse:</b> Kabeleingang unten, Hohe Bauform <i>Cable-to-cable hood: Bottom entry, High construction</i></p> 	M25	21	HD.25.KDO-LB.1.21 G HD.25.KDO-LB.1.M25.G	1-1102561-2 0-1106440-1

**Passende Kabelverschraubungen Seite 173/Suitable Cable fittings page 173**



**HE.16 Kontakteinsätze/Contact inserts**

**Baugröße/Size 6**







Schraubanschluss, Federzug-Anschluss,  
Crimpschluss für gedrehte HE/HA Crimpkontakte

**Kontaktzahlen**  
**No. of contacts**

*Screw terminal, Spring Clamp terminal,  
Crimp terminal for screw machined HE/HA crimp contacts*

**16 +** 

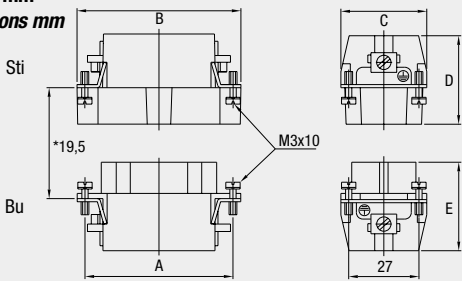
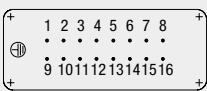
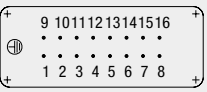
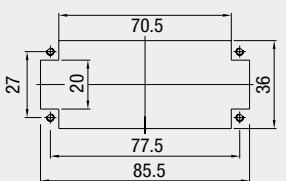
**400 V/16 A**

Bezeichnung Description	Bestelltext Designation	Bestell-Nr./Order No.	
		Stifteinsatz Male insert	Buchseinsatz Female insert
<p>Stifteinsatz/Male insert</p> <p>Schraubanschluss/Screw terminal</p> 	HE.16.Sti.S.B 1-16	1-1103638-1	
<p>Buchseinsatz/Female insert</p> 	HE.16.Bu.S.B 1-16		1-1103639-1
<p>Federzug-Anschluss/Spring Clamp terminal</p> 	HE.16.Sti.SC.B 1-16	7-1103638-1	
<p>Buchseinsatz/Female insert</p> 	HE.16.Bu.SC.B 1-16		7-1103639-1
<p>Crimpschluss/Crimp terminal</p> 	HE.16.Sti.C.B 1-16	2-1103638-3	
<p>Buchseinsatz/Female insert</p> 	HE.16.Bu.C.B 1-16		2-1103639-3

Maße/Dimensions	A	B	C	D	E
mm	77,5	83,5	33	34	35

Passende Crimpkontakte siehe Seite 35, Passende Crimpwerkzeuge siehe Seite 35  
Suitable Crimp contacts see page 35, Suitable Crimping tools see page 35

<p><b>Maßbild mm</b> <b>Dimensions mm</b></p>  <p>*Abstand für sichere Kontaktgabe max. 21 mm</p>	<p>Anschlußseite Stift Contact arrangement Male insert</p>  <p>Anschlußseite Buchse Contact arrangement Female insert</p> 	<p>Montageausschnitt Panel cut-out</p> 
--	--	--

**HEE.32 Kontakteinsätze/Contact inserts**

**Baugröße/Size 6**



**Crimpanschluss für gedrehte HE Crimpkontakte**

**Kontaktzahlen  
No. of contacts**

**Crimp terminal for screw machined HE crimp contacts**

**32 +** 

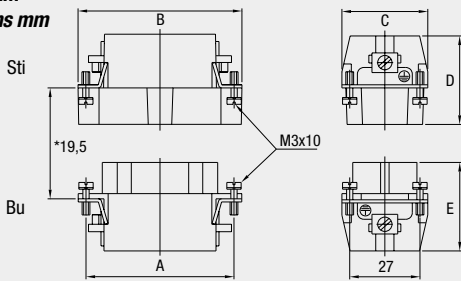
**400 V/16 A**

Bezeichnung Description	Bestelltext Designation	Bestell-Nr./Order No.	
		Stifteinsatz Male insert	Buchseinsatz Female insert
Stifteinsatz/Male insert  Crimpanschluss/Crimp terminal  	HEE.32.Sti.C	0-1102895-1	
Buchseinsatz/Female insert  	HEE.32.Bu.C		0-1102896-1

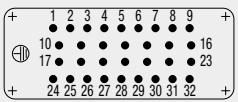
Maße/Dimensions	A	B	C	D	E
mm	77,5	83,5	33	34	37

Passende Crimpkontakte siehe Seite 35, Passende Crimpwerkzeuge siehe Seite 35  
 Suitable Crimp contacts see page 35, Suitable Crimping tools see page 35

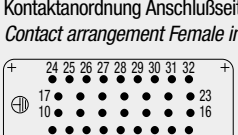
**Maßbild mm  
Dimensions mm**



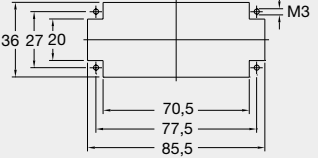
**Kontaktanordnung Anschlußseite Stift  
Contact arrangement Male insert**



**Kontaktanordnung Anschlußseite Buchse  
Contact arrangement Female insert**



**Montageausschnitt  
Panel cut-out**



**HVT.23 Kontakteinsätze/Contact inserts**

**Baugröße/Size 6**



**Crimpanschluss für gedrehte HVT Crimpkontakte**

**Kontaktzahlen  
No. of contacts**

*Crimp terminal for screw machined HVT crimp contacts*

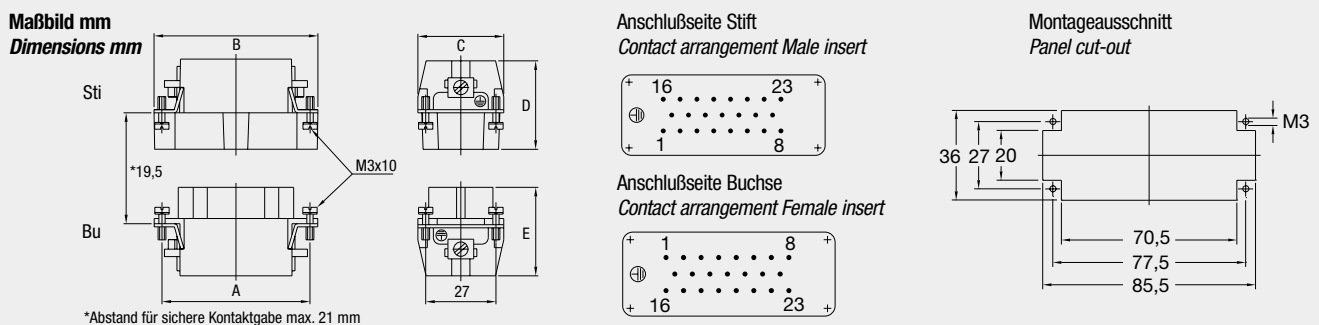
**23 +** 

**400 V/16 A**

Bezeichnung Description	Bestelltext Designation	Bestell-Nr./Order No.	
		Stifteinsatz Male insert	Buchseinsatz Female insert
Stifteinsatz/Male insert  Crimpanschluss/Crimp terminal  	HVT.23.Sti.C	2-1104008-3	
Buchseinsatz/Female insert  	HVT.23.Bu.C		2-1104010-3

Maße/Dimensions	A	B	C	D	E
mm	77,5	83,5	33	35	40

Passende Crimpkontakte siehe Seite 36, Passende Crimpwerkzeuge siehe Seite 36  
 Suitable Crimp contacts see page 36, Suitable Crimping tools see page 36



**HN.D.40/HN.2D.72 Kontakteinsätze/Contact inserts**

**Baugröße/Size 6**





**Crimpanschluss für gedrehte HN.D Crimpkontakte**

**Kontaktzahlen  
No. of contacts**

**Crimp terminal for screw machined HN.D crimp contacts**

**40/72 +** 

**250 V/10 A**

Bezeichnung Description		Bestelltext Designation	Bestell-Nr./Order No.	
			Stifteinsatz Male insert	Buchseinsatz Female insert
Stifteinsatz/Male insert  Crimpanschluss/Crimp terminal  	Buchseinsatz/Female insert  	HN.D.40.Sti.C	2-1103110-3	
		HN.D.40.Bu.C		2-1103111-3
Crimpanschluss/Crimp terminal  		HN.2D.72.Sti.C.B1-72	2-1103208-3	
		HN.2D.72.Bu.C.B1-72		2-1103212-3

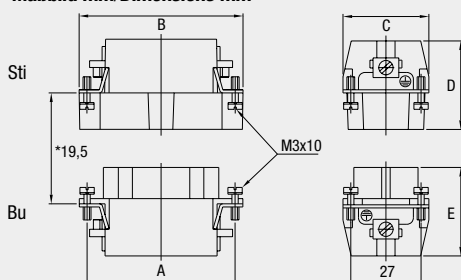
HN.D.40					
Maße/Dimensions	A	B	C	D	E
mm	77,5	84,5	33	35	35

HN.2D.72					
Maße/Dimensions	A	B	C	D	E
mm	77,5	83,5	34	36,5	37

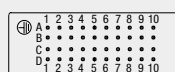
Passende Crimpkontakte siehe Seite 33, Passende Crimpwerkzeuge siehe Seite 33  
Suitable Crimp contacts see page 33, Suitable Crimping tools see page 33

**Maßbild mm/Dimensions mm**



\*Abstand für sichere Kontaktgabe max. 21 mm

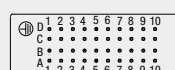
Anschlußseite Stift/Contact arrangement Male insert  
HN.D.40




HN.2D.72



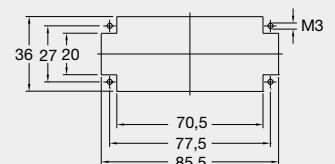
Anschlußseite Buchse/Contact arrangement Female insert  
HN.D.40



HN.2D.72



Montageausschnitt  
Panel cut-out



**HD.40 Kontakteinsätze/Contact inserts**

**Baugröße/Size 6**



**Crimpanschluss für gestanzte HD.M Crimpkontakte**

**Kontaktzahlen  
No. of contacts**

**Crimp terminal for stamped HD.M crimp contacts**

**40 +** 

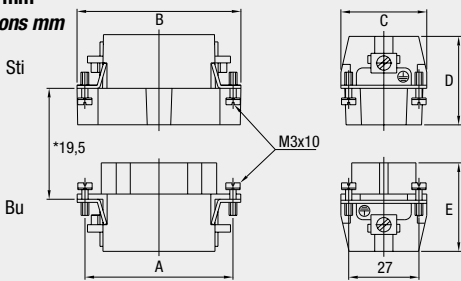
**250 V/10 A**

Bezeichnung Description	Bestelltext Designation	Bestell-Nr./Order No.	
		Stifteinsatz Male insert	Buchseinsatz Female insert
<p>Stifteinsatz/Male insert</p> <p>Crimpanschluss/Crimp terminal</p> 	<p>HD.40.Sti.C</p>	<p>2-1103012-3</p>	
<p>Buchseinsatz/Female insert</p> 	<p>HD.40.Bu.C</p>		<p>2-1103013-3</p>


Maße/Dimensions	A	B	C	D	E
mm	77,5	84,5	33	35	35

Passende Crimpkontakte siehe Seite 34, Passende Crimpwerkzeuge siehe Seite 34  
 Suitable Crimp contacts see page 34, Suitable Crimping tools see page 34

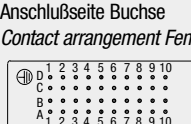
**Maßbild mm  
Dimensions mm**



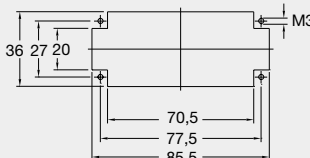
**Anschlußseite Stift  
Contact arrangement Male insert**



**Anschlußseite Buchse  
Contact arrangement Female insert**



**Montageausschnitt  
Panel cut-out**



**HSK.6+36 Kontakteinsätze/Contact inserts**

**Baugröße/Size 6**

**Crimpanschluss für gedrehte HSK/HN.D Crimpkontakte**



**Kontaktzahlen**

**No. of contacts**

*Crimp terminal for screw machined HSK/HN.D crimp contacts*

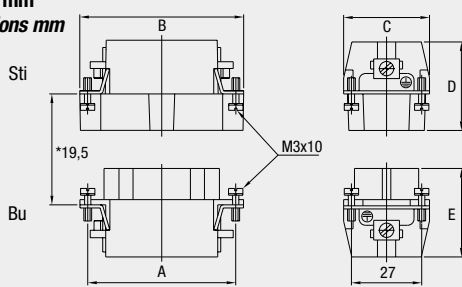
**6 + 36 + **

**690 V/40 A, 250 V/10 A**


Bezeichnung Description	Bestelltext Designation	Bestell-Nr./Order No.													
		Stifteinsatz Male insert	Buchseinsatz Female insert												
<p>Stifteinsatz/Male insert</p> <p>Crimpanschluss/Crimp terminal</p> 	<p>HSK.6/36.Sti.C</p>	<p>0-1108761-1</p>	<p>0-1108762-1</p>												
<p>Buchseinsatz/Female insert</p> 	<p>HSK.6/36.Bu.C</p>														
<table border="1"> <thead> <tr> <th>Maße/Dimensions</th> <th>A</th> <th>B</th> <th>C</th> <th>D</th> <th>E</th> </tr> </thead> <tbody> <tr> <td>mm</td> <td>77,5</td> <td>83,5</td> <td>34</td> <td>39</td> <td>41</td> </tr> </tbody> </table>	Maße/Dimensions	A	B	C	D	E	mm	77,5	83,5	34	39	41			
Maße/Dimensions	A	B	C	D	E										
mm	77,5	83,5	34	39	41										

Passende Crimpkontakte siehe Seite 37, Passende Crimpwerkzeuge siehe Seite 37  
 Suitable Crimp contacts see page 37, Suitable Crimping tools see page 37


**Maßbild mm**  
**Dimensions mm**



**Anschlußseite Stift**  
**Contact arrangement Male insert**



**Anschlußseite Buchse**  
**Contact arrangement Female insert**



**Montageausschnitt**  
**Panel cut-out**



**HSB.6/35; HE-K4/2 Kontakteinsätze/Contact inserts**

**Baugröße/Size 6**

Schraubanschluss





**Kontaktzahlen**

**No. of contacts**

*Screw terminal*

**6/35; 4/2 + **

**400 V/35 A; 690 V/80 A**

Bezeichnung Description		Bestelltext Designation	Bestell-Nr./Order No.		
			Stifteinsatz Male insert	Buchseinsatz Female insert	
Stifteinsatz/Male insert	Buchseinsatz/Female insert				
Schraubanschluss/Screw terminal					
		HSB.6/35.Sti.S.B 1-6	1-1104204-1		
		HSB.6/35.Bu.S.B 1-6		1-1104205-1	
Schraubanschluss/Screw terminal					
		HE-K.4/2.Sti.S	0-1102075-1		
		HE-K.4/2.Bu.S		0-1102076-1	

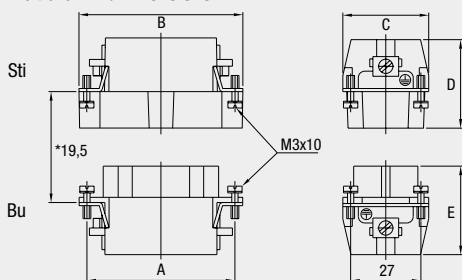
HSB.6/35

Maße/Dimensions	A	B	C	D	E
mm	77,5	83,5	33	33	33,5

HE-K.4/2

Maße/Dimensions	A	B	C	D	E
mm	0	0	0	0	0

**Maßbild mm/Dimensions mm**




\*Abstand für sichere Kontaktgabe max. 21 mm

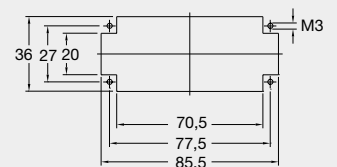
**Anschlußseite Stift  
Contact arrangement Male insert**



**Anschlußseite Buchse  
Contact arrangement Female insert**



**Montageausschnitt  
Panel cut-out**



## HB.16, HB-K.16, HD.40, HD-K.40 Gehäuse/Housings

## Baugröße/Size 6

Pulverbeschichtet, silbergrau  
K = korrosionsgeschützt, schwarz

Powder-coated, silver-grey  
K = corrosion-resistant, black

## Verschlussbügel am Unterteil/Locking clip at housing bottom

IP 65

Bezeichnung Description	Metr.	PG	Bestelltext Designation	Bestell-Nr. Order No.
<b>Steckergehäuse:</b> Kabeleingang seitlich, Standard Bauform <i>Hood:</i> Side entry, Standard construction	M32	21	<b>HB.16.STS.1.21.G</b> <b>HB.16.STS.1M32.G</b>	<b>1-1102292-6</b> <b>0-1106449-4</b>
	M32	21	<b>Mit Korrosionsschutz</b> <b>With corrosion protection</b>	
	M32	21	HB-K.16.STS.1.21.G HB-K.16.STS.1M32.G	2-1102292-6 1-1106449-0
<b>Steckergehäuse:</b> Kabeleingang seitlich, Hohe Bauform <i>Hood:</i> Side entry, High construction	M32 M40	21 29	<b>HD.40.STS.1.21.G</b> <b>HD.40.STS.1.29.G</b> HD.40.STS.1.M32.G HD.40.STS.1.M40.G	<b>1-1102564-6</b> <b>1-1102567-6</b> 0-1106452-4 1-1106452-7
	M32	21 29	<b>Mit Korrosionsschutz</b> <b>With corrosion protection</b>	
	M32	21 29	HD-K.40.STS.1.21.G HD-K.40.STS.1.29.G HD-K.40.STS.1.M32.G	2-1102564-6 2-1102567-6 1-1106452-0
<b>Steckergehäuse:</b> Kabeleingang seitlich, Keilform <i>Hood:</i> Side entry, Standard construction	M32	21	HB-KF.16.STS.1.21.G HB-KF.16.STS.1.M32.G	1-1102220-6 1-1106449-5
	M32	21	<b>Mit Korrosionsschutz</b> <b>With corrosion protection</b>	
	M32	21	HB-KF/K.16.STS.1.21.G HB-KF/K.16.STS.1.M32.G	2-1102220-6 1-1106449-8
<b>Steckergehäuse:</b> Kabeleingang seitlich, Keilform <i>Hood:</i> Side entry, Standard construction	M40	29	HD-KF.40.STS.1.29.G HD-KF.40.STS.1.M40.G	1-1102765-0 1-1102766-0
	M40	29	<b>Mit Korrosionsschutz</b> <b>With corrosion protection</b>	
	M40	29	HD-KF/K.40.STS.1.29.G HD-KF/K.40.STS.1.M40.G	2-1102765-0 2-1102766-0
<b>Steckergehäuse:</b> Kabeleingang oben, Standard Bauform <i>Hood:</i> Top entry, Standard construction	M32	21	<b>HB.16.STO.1.21.G</b> HB.16.STO.1M32.G	<b>1-1102295-6</b> 0-1106449-1
	M32	21	<b>Mit Korrosionsschutz</b> <b>With corrosion protection</b>	
	M32	21	HB-K.16.STO.1.21.G HB-K.16.STO.1M32.G	2-1102295-6 0-1106449-7

## Passende Kabelverschraubungen Seite 173/Suitable Cable fittings page 173



**HB.16, HB-K.16, HD.40, HD-K.40 Gehäuse/Housings**

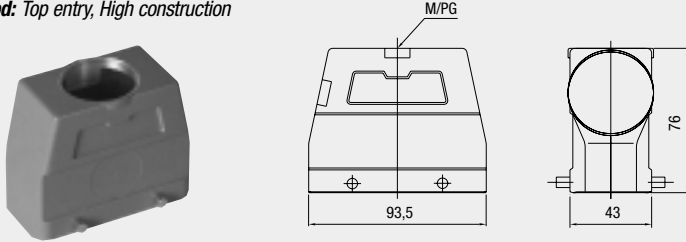
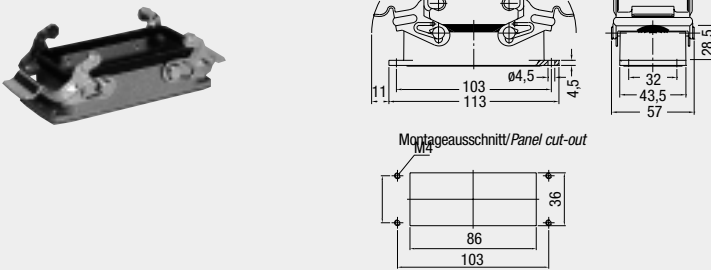
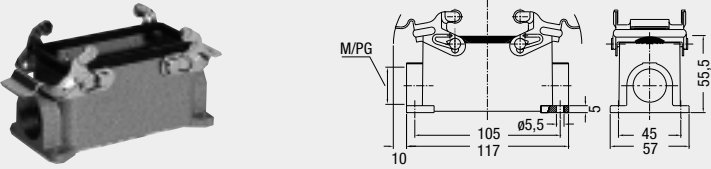
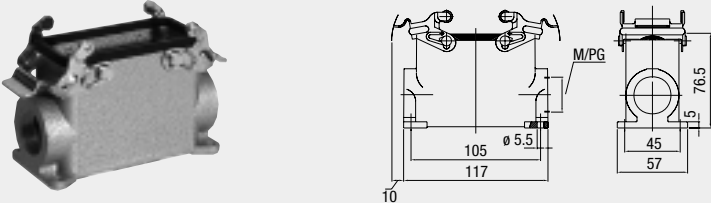
**Baugröße/Size 6**

Pulverbeschichtet, silbergrau  
 K = korrosionsgeschützt, schwarz

*Powder-coated, silver-grey*  
*K = corrosion-resistant, black*

**Verschlussbügel am Unterteil/Locking clip at housing bottom**

**IP 65**

Bezeichnung Description	Metr.	PG	Bestelltext Designation	Bestell-Nr. Order No.
<p><b>Steckergehäuse:</b> Kabeleingang oben, Hohe Bauform  <i>Hood: Top entry, High construction</i></p> 	M32 M40	21 29	HD.40.STO.1.21.G <b>HD.40.STO.1.29.G</b> HD.40.STO.1.M32.G HD.40.STO.1.M40.G	1-1102570-6 <b>1-1102573-6</b> 0-1106452-1 0-1102920-1
<p><b>Anbaugehäuse:</b> Kabeleingang unten, Standard Bauform  <i>Surface mounted housing: Bottom entry, Standard construction</i></p> 	M32	21 29	<b>HB.16.AG-VS</b>  Mit Korrosionsschutz <i>With corrosion protection</i> <b>HB-K.16.AG-VS</b>	1-1102296-1  2-1102296-1
<p><b>Sockelgehäuse:</b> Kabeleingang seitlich, Standard Bauform  <i>Surface mounted housing: Side entry, Standard construction</i></p> 	2xM25	21 2x21	<b>HB.16.SG-VS.1.21.Z</b> <b>HB.16.SG-VS.2.21.Z</b> <b>HB.16.SG-VS.2.M25.Z</b>	1-1102299-1 1-1102301-1 0-1106448-4
<p><b>Sockelgehäuse:</b> Kabeleingang seitlich, Hohe Bauform  <i>Surface mounted housing: Side entry, High construction</i></p> 	2xM32	21 2x21 29 2x29	HD.40.SG-VS.1.21.Z HD.40.SG-VS.2.21.Z HD.40.SG-VS.1.29.Z HD.40.SG-VS.2.29.Z <b>HD.40.SG-VS.2.M32.Z</b>	1-1102575-1 1-1102577-1 1-1102579-1 1-1102581-1 <b>0-1106451-4</b>
	2xM25	21 2x21	Mit Korrosionsschutz <i>With corrosion protection</i> HB-K.16.SG-VS.1.21.Z HB-K.16.SG-VS.2.21.Z HB-K.16.SG-VS.2.M25.Z	2-1102299-1 2-1102301-1 0-1106448-9
	2xM32	21 2x21 29	Mit Korrosionsschutz <i>With corrosion protection</i> HD-K.40.SG-VS.1.21.Z HD-K.40.SG-VS.2.21.Z HD-K.40.SG-VS.1.29.Z HD-K.40.SG-VS.2.M32.Z	2-1102575-1 2-1102577-1 2-1102579-1 0-1106451-8

**Passende Kabelverschraubungen Seite 173/Suitable Cable fittings page 173**

**HB.16, HB-K.16, HD.40, HD-K.40 Gehäuse/Housings**

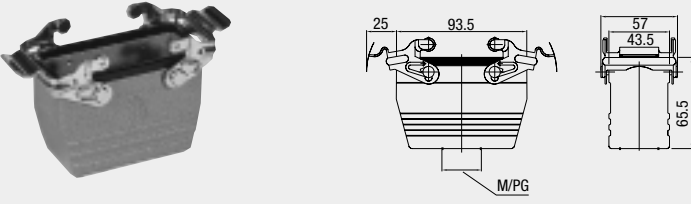
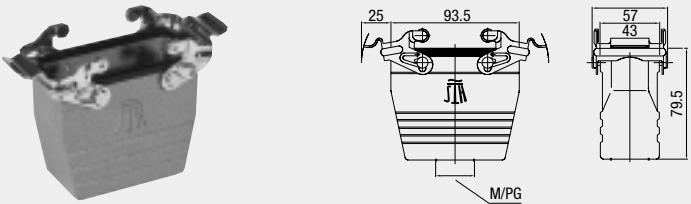
**Baugröße/Size 6**

Pulverbeschichtet, silbergrau  
 K = korrosionsgeschützt, schwarz

*Powder-coated, silver-grey*  
*K = corrosion-resistant, black*

**Verschlussbügel am Unterteil/Locking clip at housing bottom**

**IP 65**

Bezeichnung Description	Metr.	PG	Bestelltext Designation	Bestell-Nr. Order No.
<b>Kupplungsgehäuse: Kabeleingang unten, Standard Bauform</b> <i>Cable-to-cable hood: Bottom entry, Standard construction</i> 	M32	21	HB.16.KDO-VS.1.21.G HB.16.KDO-VS.1.M32.G	1-1102304-1 0-1106447-2
	M32	21	<b>Mit Korrosionsschutz</b> <i>With corrosion protection</i> HB-K.16.KDO-VS.1.21.G HB-K.16.KDO-VS.1.M32.G	2-1102304-1 0-1106447-4
<b>Kupplungsgehäuse: Kabeleingang unten, Hohe Bauform</b> <i>Cable-to-cable hood: Bottom entry, High construction</i> 	M32	21 29	HD.40.KDO-VS.1.21.G HD.40.KDO-VS.1.29 G HD.40.KDO-VS.1.M32.G	1-1102584-1 1-1102587-1 0-1106450-2
	M32	29	<b>Mit Korrosionsschutz</b> <i>With corrosion protection</i> HD-K.40.KDO-VS.1.29 G HD-K.40.KDO-VS.1.M32.G	2-1102587-1 0-1106450-4

**Passende Kabelverschraubungen Seite 173/Suitable Cable fittings page 173**

**HB.16, HB-K.16, HD.40, HD-K.40 Gehäuse/Housings**


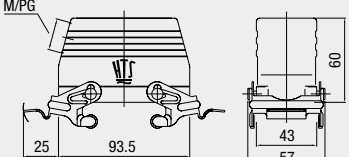



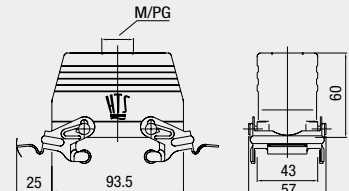

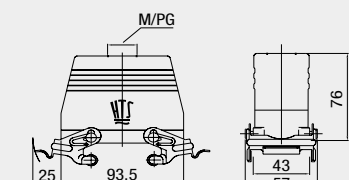
**Baugröße/Size 6**

Pulverbeschichtet, silbergrau  
 K = korrosionsgeschützt, schwarz

*Powder-coated, silver-grey*  
*K = corrosion-resistant, black*

**Verschlussbügel am Oberteil/Locking clip on hood**

**IP 65**

Bezeichnung Description	Metr.	PG	Bestelltext Designation	Bestell-Nr. Order No.
<b>Steckergehäuse:</b> Kabeleingang seitlich, Standard Bauform <b>Hood:</b> Side entry, Standard construction  	M32	21	HB.16.STS-VS.1.21.G HB.16.STS-VS.1.M32.G	1-1102292-1 0-1106449-6
	M32		Mit Korrosionsschutz With corrosion protection HB-K.16.STS-VS.1.M32.G	1-1106449-2
<b>Steckergehäuse:</b> Kabeleingang seitlich, Hohe Bauform <b>Hood:</b> Side entry, High construction  	M32	21 29	HD.40.STS-VS.1.21.G HD.40.STS-VS.1.29.G HD.40.STS-VS.1.M32.G	1-1102564-1 1-1102567-1 0-1106452-6
	M32	21 29	Mit Korrosionsschutz With corrosion protection HD-K.40.STS-VS.1.21.G HD-K.40.STS-VS.1.29.G HD-K.40.STS-VS.1.M32.G	2-1102564-1 2-1102567-1 1-1106452-2
<b>Steckergehäuse:</b> Kabeleingang oben, Standard Bauform <b>Hood:</b> Top entry, Standard construction  	M32	21	HB.16.STO-VS.1.21.G HB.16.STO-VS.1.M32.G	1-1102295-1 0-1106449-3
	M32		Mit Korrosionsschutz With corrosion protection HB-K.16.STO-VS.1.M32.G	0-1106449-9
<b>Steckergehäuse:</b> Kabeleingang oben, Hohe Bauform <b>Hood:</b> Top entry, High construction  	M32	21 29	HD.40.STO-VS.1.21.G HD.40.STO-VS.1.29.G HD.40.STO-VS.1.M32.G	1-1102570-1 1-1102573-1 0-1106452-3
	M32	21	Mit Korrosionsschutz With corrosion protection HD-K.40.STO-VS.1.21.G HD-K.40.STO-VS.1.M32.G	2-1102570-1 0-1106452-9

**Passende Kabelverschraubungen Seite 173/Suitable Cable fittings page 173**

**HB.16, HB-K.16, HD.40, HD-K.40 Gehäuse/Housings**

**Baugröße/Size 6**

Pulverbeschichtet, silbergrau  
 K = korrosionsgeschützt, schwarz

*Powder-coated, silver-grey*  
*K = corrosion-resistant, black*

**Verschlussbügel am Oberteil/Locking clip on hood**

**IP 65**

Bezeichnung Description	Metr.	PG	Bestelltext Designation	Bestell-Nr. Order No.
<p><b>Anbaugehäuse:</b> Kabeleingang unten, Standard Bauform  <i>Surface mounted housing: Bottom entry, Standard construction</i></p>			<p><b>HB.16.AGD</b></p> <p><b>Mit Korrosionsschutz</b>  <i>With corrosion protection</i></p> <p>HB-K.16.AGD</p>	<p><b>1-1102305-6</b></p> <p>2-1102305-6</p>
<p><b>Sockelgehäuse:</b> Kabeleingang seitlich, Standard Bauform  <i>Surface mounted housing: Side entry, Standard construction</i></p>	2xM25	21 2x21	<p>HB.16.SGD.1.21.Z                  HB.16.SGD.2.21.Z                  HB.16.SGD.2.M25.Z</p> <p><b>Mit Korrosionsschutz</b>  <i>With corrosion protection</i></p> <p>HB-K.16.SGD.1.21.Z                  HB-K.16.SGD.2.21.Z                  HB-K.16.SGD.2.M25.Z</p>	<p>1-1102308-6                  1-1102310-6                  0-1106448-1</p> <p>2-1102308-6                  2-1102310-6                  0-1106448-5</p>
<p><b>Sockelgehäuse:</b> Kabeleingang seitlich, Hohe Bauform  <i>Surface mounted housing: Side entry, High construction</i></p>	2xM32	21 2x21 29 2x29	<p>HD.40.SGD.1.21.Z                  HD.40.SGD.2.21.Z                  HD.40.SGD.1.29.Z                  HD.40.SGD.2.29.Z                  HD.40.SGD.2.M32.Z</p> <p><b>Mit Korrosionsschutz</b>  <i>With corrosion protection</i></p> <p>HD-K.40.SGD.1.21.Z                  HD-K.40.SGD.2.21.Z                  HD-K.40.SGD.2.M32.Z</p>	<p>1-1102589-6                  1-1102591-6                  1-1102593-6                  1-1102595-6                  0-1106451-1</p> <p>2-1102589-6                  2-1102591-6                  0-1106451-5</p>

**Passende Kabelverschraubungen Seite 173/Suitable Cable fittings page 173**

**HB.16, HB-K.16, HD.40, HD-K.40 Gehäuse/Housings**


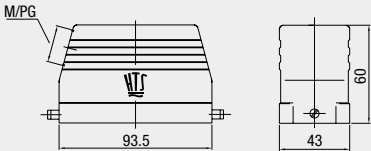

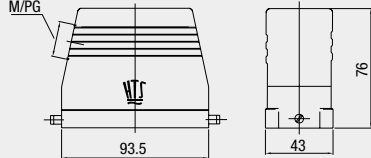

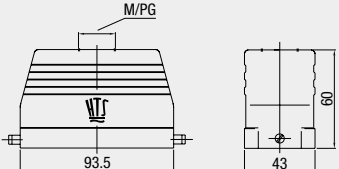

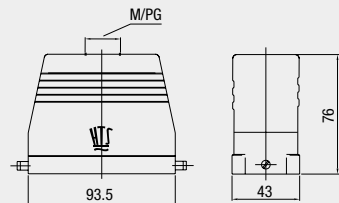
**Baugröße/Size 6**

Pulverbeschichtet, silbergrau  
 K = korrosionsgeschützt, schwarz

*Powder-coated, silver-grey*  
*K = corrosion-resistant, black*

**Längsbügel am Unterteil/Side clip at housing bottom**

**IP 65**

Bezeichnung Description	Metr.	PG	Bestelltext Designation	Bestell-Nr. Order No.
<b>Steckergehäuse:</b> Kabeleingang seitlich, Standard Bauform <i>Hood:</i> Side entry, Standard construction  	M32	21	<b>HB.16.STS-GR.1.21.G</b> <b>HB.16.STS-GR.1.M32.G</b> Mit Korrosionsschutz With corrosion protection	1-1102292-7 0-1106449-5
<b>Steckergehäuse:</b> Kabeleingang seitlich, Hohe Bauform <i>Hood:</i> Side entry, High construction  	M32	21 29	HD.40.STS-GR.1.21.G HD.40.STS-GR.1.29.G HD.40.STS-GR.1.M32.G Mit Korrosionsschutz With corrosion protection	1-1102564-7 1-1102567-7 0-1106452-5
<b>Steckergehäuse:</b> Kabeleingang oben, Standard Bauform <i>Hood:</i> Top entry, Standard construction  	M32	21	<b>HB.16.STO-GR.1.21.G</b> <b>HB.16.STO-GR.1.M32.G</b> Mit Korrosionsschutz With corrosion protection	1-1102295-7 0-1106449-2
<b>Steckergehäuse:</b> Kabeleingang oben, Hohe Bauform <i>Hood:</i> Top entry, High construction  	M32	21 29	HD.40.STO-GR.1.21.G HD.40.STO-GR.1.29.G HD.40.STO-GR.1.M32.G Mit Korrosionsschutz With corrosion protection	1-1102570-7 1-1102573-7 0-1106452-2
	M32	21	HD-K.40.STO-GR.1.21.G HD-K.40.STO-GR.1.M32.G	2-1102570-7 0-1106452-8

**Passende Kabelverschraubungen Seite 173/Suitable Cable fittings page 173**

**HB.16, HB-K.16, HD.40, HD-K.40 Gehäuse/Housings**

**Baugröße/Size 6**

Pulverbeschichtet, silbergrau  
 K = korrosionsgeschützt, schwarz

*Powder-coated, silver-grey*  
*K = corrosion-resistant, black*

**Längsbügel am Unterteil/Side clip at housing bottom**

**IP 65**

Bezeichnung Description	Metr.	PG	Bestelltext Designation	Bestell-Nr. Order No.
<p><b>Anbaugehäuse:</b> Kabeleingang unten, Standard Bauform  <i>Surface mounted housing: Bottom entry, Standard construction</i></p>			<p><b>HB.16.AG-LB</b></p> <p>Mit Korrosionsschutz  <i>With corrosion protection</i></p> <p>HB-K.16.AG-LB</p>	<p><b>1-1102296-2</b></p> <p>2-1102296-2</p>
<p><b>Anbaugehäuse:</b> Kabeleingang unten, Standard Bauform  <i>Surface mounted housing: Bottom entry, Standard construction</i></p>			<p><b>HB.16.AGD-LB</b></p> <p>Mit Korrosionsschutz  <i>With corrosion protection</i></p> <p>HB-K.16.AGD-LB</p>	<p><b>1-1102305-2</b></p> <p>2-1102305-2</p>
<p><b>Sockelgehäuse:</b> Kabeleingang seitlich, Standard Bauform  <i>Surface mounted housing: Side entry, Standard construction</i></p>	2xM25	21 2x21	<p>HB.16.SG-LB.1.21.Z                      HB.16.SG-LB.2.21.Z                      HB.16.SG-LB.2.M25.Z</p> <p>Mit Korrosionsschutz  <i>With corrosion protection</i></p> <p>HB-K.16.SG-LB.2.M25.Z</p>	<p>1-1102299-2                      1-1102301-2                      0-1106448-3</p> <p>0-1106448-7</p>
<p><b>Sockelgehäuse:</b> Kabeleingang seitlich, Hohe Bauform  <i>Surface mounted housing: Side entry, High construction</i></p>	2xM32	21 2x21 29 2x29	<p>HD.40.SG-LB.1.21.Z                      HD.40.SG-LB.2.21.Z                      HD.40.SG-LB.1.29.Z                      HD.40.SG-LB.2.29.Z                      HD.40.SG-LB.2.M32.Z</p> <p>Mit Korrosionsschutz  <i>With corrosion protection</i></p> <p>HD-K.40.SG-LB.1.21.Z                      HD-K.40.SG-LB.2.M32.Z</p>	<p>1-1102575-2                      1-1102577-2                      1-1102579-2                      1-1102581-2                      0-1106451-3</p> <p>2-1102575-2                      0-1106451-7</p>

**Passende Kabelverschraubungen Seite 173/Suitable Cable fittings page 173**

**HB.16, HB-K.16, HD.40, HD-K.40 Gehäuse/Housings**


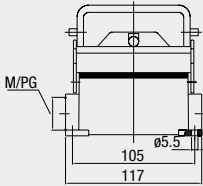
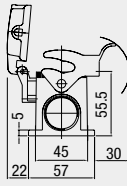

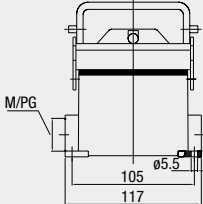
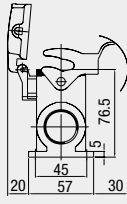

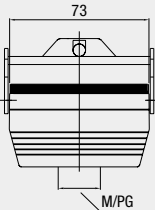
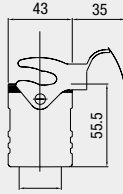

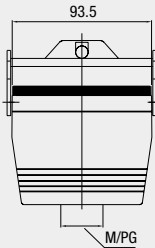
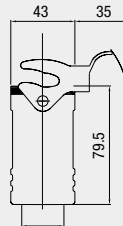
**Baugröße/Size 6**

Pulverbeschichtet, silbergrau  
 K = korrosionsgeschützt, schwarz

*Powder-coated, silver-grey*  
*K = corrosion-resistant, black*

**Längsbügel am Unterteil/Side clip at housing bottom**

**IP 65**

Bezeichnung Description	Metr.	PG	Bestelltext Designation	Bestell-Nr. Order No.
<b>Sockelgehäuse: Kabeleingang seitlich, Standard Bauform</b> <i>Surface mounted housing: Side entry, Standard construction</i>   	2xM25	21	HB.16.SGD-LB.1.21.Z	1-1102308-2
		2x21	HB.16.SGD-LB.2.21.Z HB.16.SGD-LB.2.M25.Z	1-1102310-2 0-1106448-2
<b>Mit Korrosionsschutz</b> <b>With corrosion protection</b>	2xM25	21	HB-K.16.SGD-LB.1.21.Z	2-1102308-2
		2x21	HB-K.16.SGD-LB.2.21.Z HB-K.16.SGD-LB.2.M25.Z	2-1102310-2 0-1106448-6
<b>Sockelgehäuse: Kabeleingang seitlich, Hohe Bauform</b> <i>Surface mounted housing: Side entry, High construction</i>   	2xM32	21	HD.40.SGD-LB.1.21.Z	1-1102589-2
		2x21	HD.40.SGD-LB.2.21.Z	1-1102591-2
<b>Mit Korrosionsschutz</b> <b>With corrosion protection</b>	2xM32	29	HD.40.SGD-LB.1.29.Z	1-1102593-2
		2x29	HD.40.SGD-LB.2.29.Z HD.40.SGD-LB.2.M32.Z	1-1102595-2 0-1106451-2
<b>HD-K.40.SGD-LB.2.29.Z</b> <b>HD-K.40.SGD-LB.2.M32.Z</b>	2xM32	21	HD-K.40.SGD-LB.1.21.Z	2-1102589-2
		2x21	HD-K.40.SGD-LB.2.21.Z	2-1102591-2
<b>HD-K.40.SGD-LB.1.29.Z</b> <b>HD-K.40.SGD-LB.2.29.Z</b>	2xM32	29	HD-K.40.SGD-LB.1.29.Z	2-1102593-2
		2x29	HD-K.40.SGD-LB.2.29.Z HD-K.40.SGD-LB.2.M32.Z	2-1102595-2 0-1106451-6
<b>Kupplungsgehäuse: Kabeleingang unten, Standard Bauform</b> <i>Cable-to-cable hood: Bottom entry, Standard construction</i>   	M32	21	HB.16.KDO-LB.1.21.G HB.16.KDO-LB.1.M32.G	1-1102304-2 0-1106447-1
		<b>Kupplungsgehäuse: Kabeleingang unten, Hohe Bauform</b> <i>Cable-to-cable hood: Bottom entry, High construction</i>   	M32	21
<b>Mit Korrosionsschutz</b> <b>With corrosion protection</b>	29			HD.40.KDO-LB.1.29.G HD.40.KDO-LB.1.M32.G
	<b>HD-K.40.KDO-LB.1.M32.G</b>	M32	29	HD-K.40.KDO-LB.1.M32.G

**Passende Kabelverschraubungen Seite 173/Suitable Cable fittings page 173**

**HB-Z.16, HB-K/Z.16, HD-Z.40, HD-K/Z.40 Gehäuse/Housings**


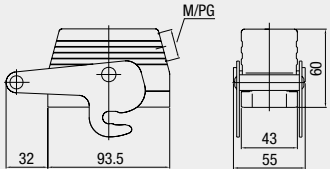

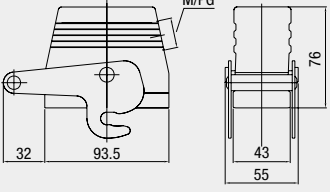

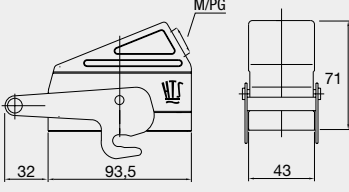

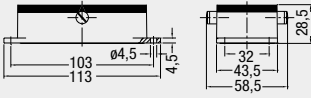
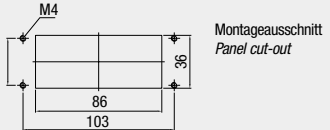
**Baugröße/Size 6**

Pulverbeschichtet, silbergrau  
 K = korrosionsgeschützt, schwarz

*Powder-coated, silver-grey*  
*K = corrosion-resistant, black*

**Zentralbügel am Steckergehäuse/Central locking clip on hood**

**IP 65**

Bezeichnung Description	Metr.	PG	Bestelltext Designation	Bestell-Nr. Order No.
<b>Steckergehäuse:</b> Kabeleingang seitlich, Standard Bauform <b>Hood:</b> Side entry, Standard construction  	M32	21	HB-Z.16.STS-ZB.1.21.G HB-Z.16.STS-ZB.1.M32.G	1-1102292-3 2-1106449-4
	M32	21	<b>Mit Korrosionsschutz With corrosion protection</b> HB-K/Z.16.STS-ZB.1.21.G HB-K/Z.16.STS-ZB.1.M32.G	2-1102292-3 1-1106449-4
<b>Steckergehäuse:</b> Kabeleingang seitlich, Hohe Bauform <b>Hood:</b> Side entry, High construction  	M32	21 29	HD-Z.40.STS-ZB.1.21.G <b>HD-Z.40.STS-ZB.1.29.G</b> HD-Z.40.STS-ZB.1.M32.G	1-1102564-3 <b>1-1102567-3</b> 1-1106452-6
	M32	21 29	<b>Mit Korrosionsschutz With corrosion protection</b> HD-K/Z.40.STS-ZB.1.21.G HD-K/Z.40.STS-ZB.1.29.G HD-K/Z.40.STS-ZB.1.M32.G	2-1102564-3 2-1102567-3 1-1106452-4
<b>Steckergehäuse:</b> Kabeleingang seitlich, Keilform <b>Hood:</b> Side entry, Standard construction  	M32	21	HB-KF-Z.16.STS-ZB.1.21.G HB-KF-Z.16.STS-ZB.1.M32.G	1-1102220-3 2-1106449-2
	M32	21	<b>Mit Korrosionsschutz With corrosion protection</b> HB-KF/K-Z.16.STS-ZB.1.21.Z HB-KF/K-Z.16.STS-ZB.1.M32.G	2-1102220-3 2-1106449-1
<b>Anbaugehäuse:</b> Kabeleingang unten, Standard Bauform <b>Surface mounted housing:</b> Bottom entry, Standard construction   			<b>HB-Z.16.AG-ZVGR</b> <b>Mit Korrosionsschutz With corrosion protection</b> HB-K/Z.16.AG-ZVGR	<b>1-1102296-8</b> 2-1102296-8

**Passende Kabelverschraubungen Seite 173/Suitable Cable fittings page 173**



**HB-Z.16, HB-K/Z.16, HD-Z.40, HD-K/Z.40 Gehäuse/Housings**

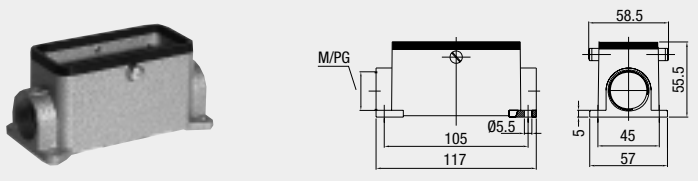
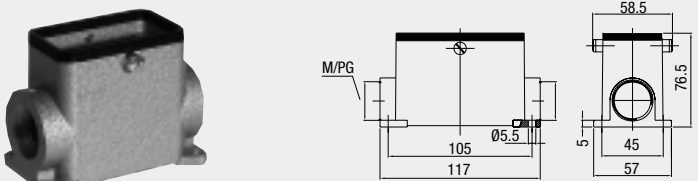
**Baugröße/Size 6**

Pulverbeschichtet, silbergrau  
 K = korrosionsgeschützt, schwarz

*Powder-coated, silver-grey*  
*K = corrosion-resistant, black*

**Zentralbügel am Steckergehäuse/Central locking clip on hood**

**IP 65**

Bezeichnung Description	Metr.	PG	Bestelltext Designation	Bestell-Nr. Order No.
<p><b>Sockelgehäuse: Kabeleingang seitlich, Standard Bauform</b>  <i>Surface mounted housing: Side entry, Standard construction</i></p> 	2xM25	21	HB-Z.16.SG-ZVGR.1.21.Z	1-1102299-8
		2x21	HB-Z.16.SG-ZVGR.2.21.Z	1-1102301-8
			HB-Z.16.SG-ZVGR.2.M25.G	1-1106448-1
			<b>Mit Korrosionsschutz</b> <i>With corrosion protection</i>	
	2xM25	21	HB-K/Z.16.SG-ZVGR.1.21.Z	2-1102299-8
		2x21	HB-K/Z.16.SG-ZVGR.2.21.Z	2-1102301-8
			HB-K/Z.16.SG-ZVGR.2.M25.G	1-1106448-0
			<b>Mit Korrosionsschutz</b> <i>With corrosion protection</i>	
<p><b>Sockelgehäuse: Kabeleingang seitlich, Hohe Bauform</b>  <i>Surface mounted housing: Side entry, High construction</i></p> 	2xM32		HD-Z.40.SG-ZVGR.2.M32.G	1-1106451-0
				HD-K/Z.40.SG-ZVGR.2.M32.G
			<b>Mit Korrosionsschutz</b> <i>With corrosion protection</i>	

**Passende Kabelverschraubungen Seite 173/Suitable Cable fittings page 173**

**HIP.16/40, HIP-K.16/40, EMV-K.16/40 Gehäuse/Housings**

**Baugröße/Size 6**

**HIP:** Druckdicht, silbergrau, **HIP-K:** Korrosionsgeschützt, schwarz


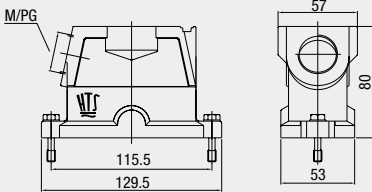

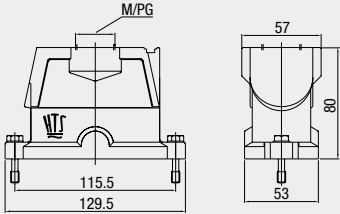

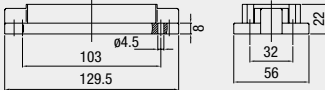


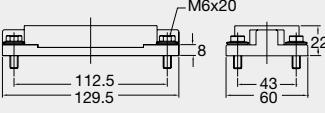
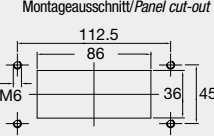
**EMV-K:** Schutz gegen elektromagnetische Beeinflussung, druckdicht, korrosionsgeschützt, schwarz

**HIP:** Pressure-tight, silver-grey, **HIP-K:** Housings corrosion-resistant, black

**EMV-K:** Protection against electro-magnetic interference, pressure-tight, housings corrosion-resistant, black

**Druckdicht bis ≤ 5 bar/pressure-tight up to 5 bar**

**IP 68**

Bezeichnung Description	Metr.	PG	Bestelltext Designation	Bestell-Nr. Order No.
<b>Steckergehäuse:</b> Kabeleingang seitlich <b>Hood:</b> Side entry  	M32	21 29	<b>HIP</b> HIP.16/40.STS.1.21.G HIP.16/40.STS.1.29.G HIP.16/40.STS.1.M32.G	1-1102649-5 1-1102651-5 0-1106454-2
	M32	29	<b>HIP-K</b> HIP-K.16/40.STS.1.29.G HIP-K.16/40.STS.1.M32.G	2-1102651-5 0-1106444-2
	M32	29	<b>EMV-K</b> EMV-K.16/40.STS.1.29.G EMV-K.16/40.STS.1.M32.G	4-1102723-5 0-1106446-4
<b>Steckergehäuse:</b> Kabeleingang oben <b>Hood:</b> Top entry  	M32	21 29	<b>HIP</b> HIP.16/40.STO.1.21.G HIP.16/40.STO.1.29.G HIP.16/40.STO.1.M32.G	1-1102653-5 1-1102655-5 0-1106454-1
	M32	21 29	<b>HIP-K</b> HIP-K.16/40.STO.2.21.G HIP-K.16/40.STO.1.29.G HIP-K.16/40.STO.1.M32.G	0-1108534-1 2-1102655-5 0-1106444-1
	M32		<b>EMV-K</b> EMV-K.16/40.STO.1.29.G EMV-K.16/40.STO.1.M32.G	4-1102725-5 0-1106446-3
<b>Anbaugehäuse:</b> Kabeleingang unten <b>Surface mounted housing:</b> Bottom entry   <p>Montageausschnitt/Panel cut-out</p> 			<b>HIP</b> HIP.16/40.AG	1-1102656-5
			<b>HIP-K</b> HIP-K.16/40.AG	2-1102656-5
			<b>EMV-K</b> EMV-K.16/40.AG	4-1102728-5
<b>Anbaugehäuse:</b> Kabeleingang unten <b>Surface mounted housing:</b> Bottom entry   <p>Montageausschnitt/Panel cut-out</p> 			<b>HIP</b> HIP.16/40.AG.M6	1-1102618-5
			<b>HIP-K</b> HIP-K.16/40.AG.M6	2-1102618-5
			<b>EMV-K</b> EMV-K.16/40.AG.M6	4-1102730-5

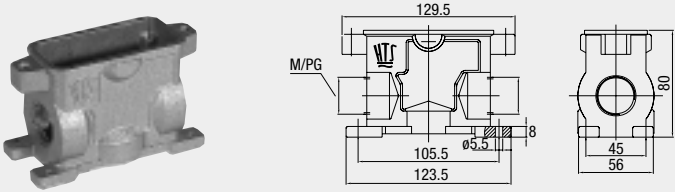
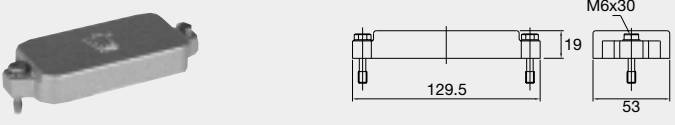
**Passende Kabelverschraubungen Seite 173/Suitable Cable fittings page 173**

## HIP.16/40, HIP-K.16/40, EMV-K.16/40 Gehäuse/Housings

Baugröße/Size 6

**HIP:** Druckdicht, silbergrau, **HIP-K:** Korrosionsgeschützt, schwarz**EMV-K:** Schutz gegen elektromagnetische Beeinflussung, druckdicht, korrosionsgeschützt, schwarz**HIP:** Pressure-tight, silver-grey, **HIP-K:** Housings corrosion-resistant, black**EMV-K:** Protection against electro-magnetic interference, pressure-tight, housings corrosion-resistant, blackDruckdicht bis  $\leq 5$  bar/pressure-tight up to 5 bar

IP 68

Bezeichnung Description	Metr.	PG	Bestelltext Designation	Bestell-Nr. Order No.		
<b>Sockelgehäuse:</b> Kabeleingang seitlich <b>Surface mounted housing:</b> Side entry 	2xM32	21 2x21	<b>HIP</b> HIP.16/40.SG.1.21.G HIP.16/40.SG.2.21.G HIP.16/40.SG.2.M32.G	1-1102616-5 1-1102617-5 0-1106453-1		
			2xM32	21 2x21	<b>HIP-K</b> HIP-K.16/40.SG.1.21.G HIP-K.16/40.SG.2.21.G HIP-K.16/40.SG.2.M32.G	5-1102616-5 2-1102617-5 0-1106443-1
					2xM32	21 2x21
<b>Schutzkappe für Gehäuse-Unterteile</b> <b>Protective covers for housings</b> 	2xM32	21 2x21				
			<b>HIP-K</b> HIP-K.16/40.SKB	4-1106203-5		

Passende Kabelverschraubungen Seite 173/Suitable Cable fittings page 173

**HA.32 Kontakteinsätze/Contact inserts**

**Baugröße/Size 7**







Schraubanschluss, Federzug-Anschluss,  
Crimpanschluss für gedrehte HE/HA Crimpkontakte

**Kontaktzahlen**  
**No. of contacts**

*Screw terminal, Spring Clamp terminal,  
Crimp terminal for screw machined HE/HA crimp contacts*

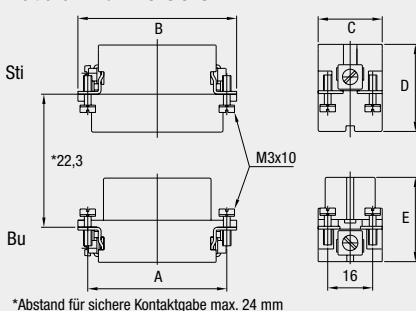
(2 x 16) **32 +** 

**250 V/16 A**

Bezeichnung Description	Bestelltext Designation	Bestell-Nr./Order No.											
		Stifteinsatz Male insert	Buchseinsatz Female insert										
<p>Stifteinsatz/Male insert</p> <p>Schraubanschluss/Screw terminal</p> 	<p>HA.16.Sti.S.B 1-16 HA.16.Sti.S.B 17-32</p>	<p>1-1103416-1 1-1103416-7</p>											
<p>Buchseinsatz/Female insert</p> <p>Schraubanschluss/Screw terminal</p> 	<p>HA.16.Bu.S.B 1-16 HA.16.Bu.S.B 17-32</p>		<p>1-1103417-1 1-1103417-7</p>										
<p>Federzug-Anschluss/Spring Clamp terminal</p> 	<p>HA.16.Sti.SC.B 1-16 HA.16.Sti.SC.B 17-32</p>	<p>7-1103416-1 7-1103416-7</p>											
<p>Buchseinsatz/Female insert</p> <p>Federzug-Anschluss/Spring Clamp terminal</p> 	<p>HA.16.Bu.SC.B 1-16 HA.16.Bu.SC.B 17-32</p>		<p>7-1103417-1 7-1103417-7</p>										
<p>Crimpanschluss/Crimp terminal</p> 	<p>HA.16.STI.C.B 1-16 HA.16.STI.C.B 17-32</p>	<p>2-1103416-3 2-1103416-7</p>											
<p>Buchseinsatz/Female insert</p> <p>Crimpanschluss/Crimp terminal</p> 	<p>HA.16.BU.C.B 1-16 HA.16.BU.C.B 17-32</p>		<p>2-1103417-3 2-1103417-7</p>										
<p>Maße/Dimensions</p> <table border="1"> <tr> <td>A</td> <td>B</td> <td>C</td> <td>D</td> <td>E</td> </tr> <tr> <td>66</td> <td>73</td> <td>23</td> <td>31</td> <td>28</td> </tr> </table> <p>mm</p>	A	B	C	D	E	66	73	23	31	28			
A	B	C	D	E									
66	73	23	31	28									

Passende Crimpkontakte siehe Seite 35, Passende Crimpwerkzeuge siehe Seite 35  
Suitable Crimp contacts see page 35, Suitable Crimping tools see page 35

**Maßbild mm/Dimensions mm**



**Anschlußseite Stift**

Contact arrangement Male insert



**Anschlußseite Buchse**

Contact arrangement Female insert



**HN.D.50 Kontakteinsätze/Contact inserts**

**Baugröße/Size 7**



**Crimpanschluss für gedrehte HN.D Crimpkontakte**

**Kontaktzahlen  
No. of contacts**

*Crimp terminal for screw machined HN.D crimp contacts*

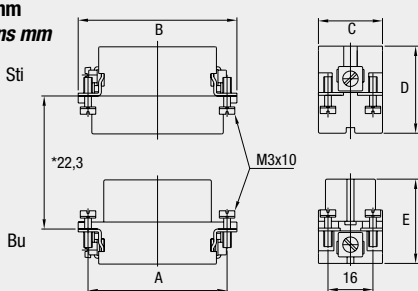
(2 x 25) **50 +** 

**250 V/10 A**

Bezeichnung Description	Bestelltext Designation	Bestell-Nr./Order No.													
		Stifteinsatz Male insert	Buchseinsatz Female insert												
<p>Stifteinsatz/Male insert</p> <p>Crimpanschluss/Crimp terminal</p> 	2xHN.D.25.Sti.C	2-1103108-3													
<p>Buchseinsatz/Female insert</p> 	2xHN.D.25.Bu.C		2-1103109-3												
<table border="1"> <thead> <tr> <th>Maße/Dimensions</th> <th>A</th> <th>B</th> <th>C</th> <th>D</th> <th>E</th> </tr> </thead> <tbody> <tr> <td>mm</td> <td>66</td> <td>73</td> <td>23</td> <td>35</td> <td>35</td> </tr> </tbody> </table>	Maße/Dimensions	A	B	C	D	E	mm	66	73	23	35	35			
Maße/Dimensions	A	B	C	D	E										
mm	66	73	23	35	35										

Passende Crimpkontakte siehe Seite 33, Passende Crimpwerkzeuge siehe Seite 33  
 Suitable Crimp contacts see page 33, Suitable Crimping tools see page 33

**Maßbild mm  
Dimensions mm**



\*Abstand für sichere Kontaktgabe max. 24 mm

**Anschlußseite Stift  
Contact arrangement Male insert**



**Anschlußseite Buchse  
Contact arrangement Female insert**



**HD.50 Kontakteinsätze/Contact inserts**

**Baugröße/Size 7**



**Crimpanschluss für gestanzte HD.M Crimpkontakte**

**Kontaktzahlen  
No. of contacts**

**Crimp terminal for stamped HD .Mcrimp contacts**

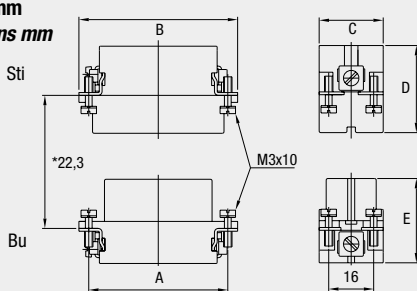
(2 x 25) **50 +** 

**250 V/10 A**

Bezeichnung Description	Bestelltext Designation	Bestell-Nr./Order No.													
		Stifteinsatz Male insert	Buchseinsatz Female insert												
<p>Stifteinsatz/Male insert</p> <p>Crimpanschluss/Crimp terminal</p> 	<p>2xHD.25.Sti.C</p>	<p>2-1103010-3</p>													
<p>Buchseinsatz/Female insert</p> 	<p>2xHD.25.Bu.C</p>		<p>2-1103011-3</p>												
<p>Maße/Dimensions</p> <table border="1"> <thead> <tr> <th></th> <th>A</th> <th>B</th> <th>C</th> <th>D</th> <th>E</th> </tr> </thead> <tbody> <tr> <td>mm</td> <td>66</td> <td>73</td> <td>23</td> <td>35</td> <td>35</td> </tr> </tbody> </table>		A	B	C	D	E	mm	66	73	23	35	35			
	A	B	C	D	E										
mm	66	73	23	35	35										

Passende Crimpkontakte siehe Seite 34, Passende Crimpwerkzeuge siehe Seite 34  
 Suitable Crimp contacts see page 34, Suitable Crimping tools see page 34

**Maßbild mm  
Dimensions mm**



**Anschlußseite Stift  
Contact arrangement Male insert**



**Anschlußseite Buchse  
Contact arrangement Female insert**



**HA.32 Gehäuse/Housings**

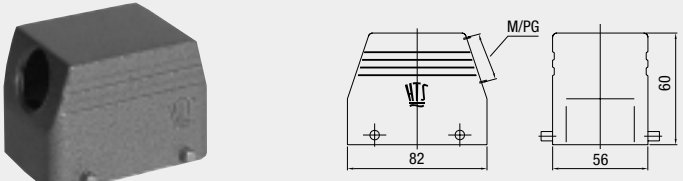
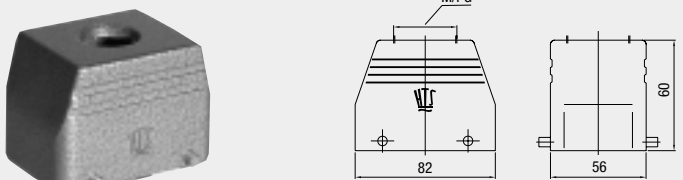
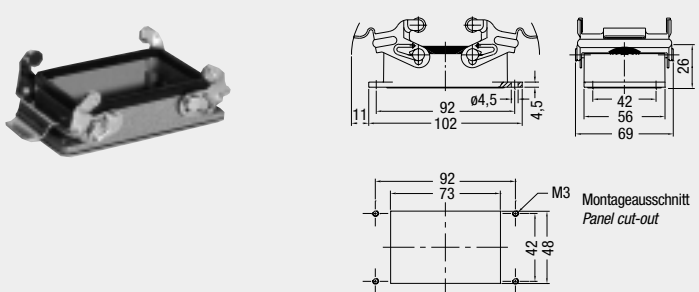
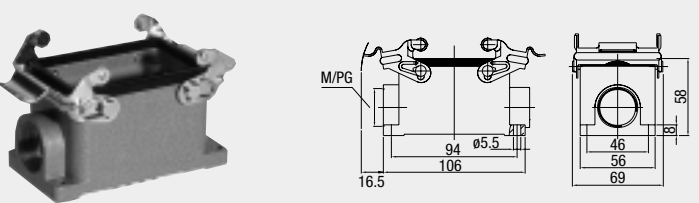
**Baugröße/Size 7**

Pulverbeschichtet, silbergrau

*Powder-coated, silver-grey*

**Verschlussbügel am Unterteil/Locking clip at housing bottom**

**IP 65**

Bezeichnung Description	Metr.	PG	Bestelltext Designation	Bestell-Nr. Order No.
<p><b>Steckergehäuse:</b> Kabeleingang seitlich, Standard Bauform <i>Hood: Side entry, Standard construction</i></p> 	M25	21	<p>HA.32.STS.1.21.G HA.32.STS.1.M25.G</p>	<p>1-1102155-6 0-1106456-3</p>
<p><b>Steckergehäuse:</b> Kabeleingang oben, Standard Bauform <i>Hood: Top entry, Standard construction</i></p> 	M32	21	<p>HA.32.STO.1.21.G HA.32.STO.1.M32.G</p>	<p>1-1102158-6 0-1106456-1</p>
<p><b>Anbaugeschäuse:</b> Kabeleingang unten, Standard Bauform <i>Surface mounted housing: Bottom entry, Standard construction</i></p> 			<p><b>HA.32.AG-VS</b></p>	<p><b>1-1102160-1</b></p>
<p><b>Sockelgehäuse:</b> Kabeleingang seitlich, Standard Bauform <i>Surface mounted housing: Side entry, Standard construction</i></p> 	2xM25	21	<p>HA.32.SG-VS.1.21.Z HA.32.SG-VS.2.21.Z HA.32.SG-VS.2.M25.Z</p>	<p>1-1102162-1 1-1102164-1 0-1106455-2</p>

**Passende Kabelverschraubungen Seite 173/Suitable Cable fittings page 173**

## HA.32 Gehäuse/Housings

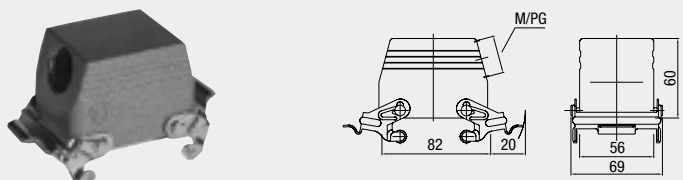
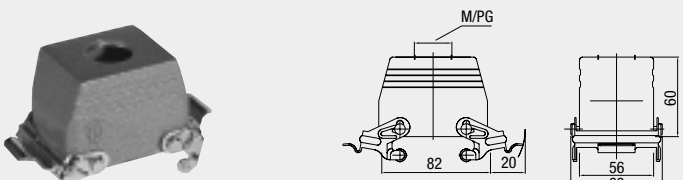
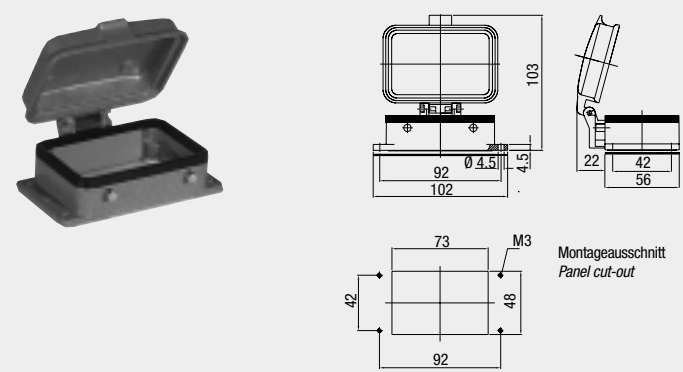
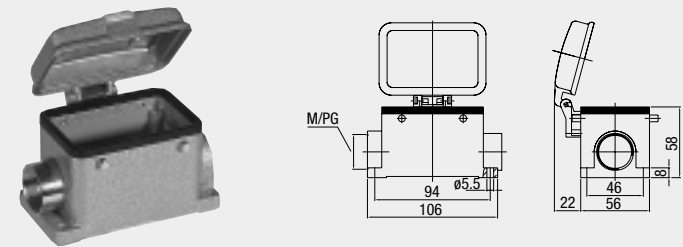
## Baugröße/Size 7

Pulverbeschichtet, silbergrau

Powder-coated, silver-grey

## Verschlussbügel am Oberteil/Locking clip on hood

IP 65

Bezeichnung Description	Metr.	PG	Bestelltext Designation	Bestell-Nr. Order No.
<b>Steckergehäuse:</b> Kabeleingang seitlich, Standard Bauform <b>Hood:</b> Side entry, Standard construction 	M25	21	HA.32.STS-VS.1.21.G HA.32.STS-VS.1.M25.G	1-1102155-1 0-1106456-4
<b>Steckergehäuse:</b> Kabeleingang oben, Standard Bauform <b>Hood:</b> Top entry, Standard construction 	M32	21	HA.32.STO-VS.1.21.G HA.32.STO-VS.1.M32.G	1-1102158-1 0-1106456-2
<b>Anbaugeschäuse:</b> Kabeleingang unten, Standard Bauform <b>Surface mounted housing:</b> Bottom entry, Standard construction 			HA.32.AGD	1-1102165-1
<b>Sockelgehäuse:</b> Kabeleingang seitlich, Standard Bauform <b>Surface mounted housing:</b> Side entry, Standard construction 	2xM25	21 2x21	HA.32.SGD.1.21.Z HA.32.SGD.2.21.Z HA.32.SGD.2.M25.Z	1-1102167-1 1-1102169-1 0-1106455-1

## Passende Kabelverschraubungen Seite 173/Suitable Cable fittings page 173



**HE.24 Kontakteinsätze/Contact inserts**

**Baugröße/Size 8**







Federzug-Anschluss, Schraubanschluss,  
Crimpschluss für gedrehte HE/HA Crimpkontakte

**Kontaktzahlen**  
**No. of contacts**

*Spring Clamp terminal, Screw terminal,  
Crimp terminal for screw machined HE/HA crimp contacts*

**24 +** 

**400 V/16 A**

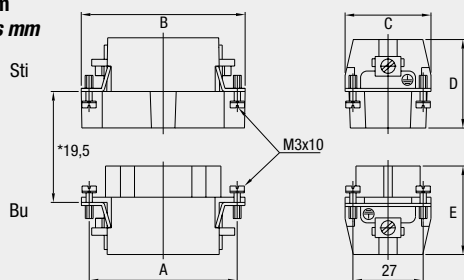
Bezeichnung Description	Bestelltext Designation	Bestell-Nr./Order No.	
		Stifteinsatz Male insert	Buchseinsatz Female insert
<p>Stifteinsatz/Male insert</p> <p>Schraubanschluss/Screw terminal</p> 	HE.24.Sti.S.B 1-24	1-1103640-1	
<p>Buchseinsatz/Female insert</p> 	HE.24.Bu.S.B 1-24		1-1103641-1
<p>Federzug-Anschluss/Spring Clamp terminal</p> 	HE.24.Sti.SC.B 1-24	7-1103640-1	
<p>Buchseinsatz/Female insert</p> 	HE.24.Bu.SC.B 1-24		7-1103641-1
<p>Crimpschluss/Crimp terminal</p> 	HE.24.Sti.C.B 1-24	2-1103640-3	
<p>Buchseinsatz/Female insert</p> 	HE.24.Bu.C.B 1-24		2-1103641-3

Maße/Dimensions	A	B	C	D	E
mm	104	110	33	34	35

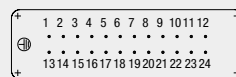
Passende Crimpkontakte siehe Seite 35, Passende Crimpwerkzeuge siehe Seite 35  
Suitable Crimp contacts see page 35, Suitable Crimping tools see page 35

Maßbild mm  
Dimensions mm




\*Abstand für sichere Kontaktgabe max. 21 mm


Anschlußseite Stift  
Contact arrangement Male insert



Anschlußseite Buchse  
Contact arrangement Female insert



Montageausschnitt  
Panel cut-out



**HEE.46 Kontakteinsätze/Contact inserts**

**Baugröße/Size 8**



**Crimpanschluss für gedrehte HE Crimpkontakte**

**Kontaktzahlen  
No. of contacts**

*Crimp terminal for screw machined HE crimp contacts*

**46 +** 

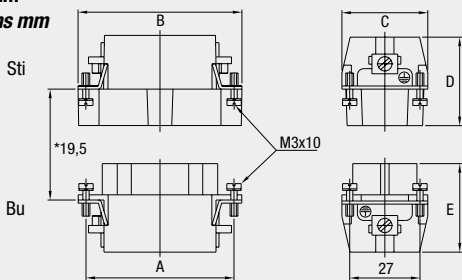
**500 V/16 A**

Bezeichnung Description	Bestelltext Designation	Bestell-Nr./Order No.	
		Stifteinsatz Male insert	Buchseinsatz Female insert
Stifteinsatz/Male insert  Crimpanschluss/Crimp terminal  	HEE.46.Sti.C	0-1102886-1	
Buchseinsatz/Female insert  	HEE.46.Bu.C		0-1102887-1

Maße/Dimensions	A	B	C	D	E
mm	104	110	33	34	37


Passende Crimpkontakte siehe Seite 35, Passende Crimpwerkzeuge siehe Seite 35  
 Suitable Crimp contacts see page 35, Suitable Crimping tools see page 35

**Maßbild mm  
Dimensions mm**




\*Abstand für sichere Kontaktgabe max. 21 mm

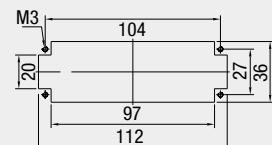
**Kontaktanordnung Anschlußseite Stift  
Contact arrangement Male insert**



**Kontaktanordnung Anschlußseite Buchse  
Contact arrangement Female insert**



**Montageausschnitt  
Panel cut-out**



**HVT.35; HVT.48 Kontakteinsätze/Contact inserts**

**Baugröße/Size 8**

**Crimpanschluss für gedrehte HVT Crimpkontakte**





**Kontaktzahlen**

**No. of contacts**

**Crimp terminal for screw machined HVT crimp contacts**

**35; 48 + **

**400 V/16 A**

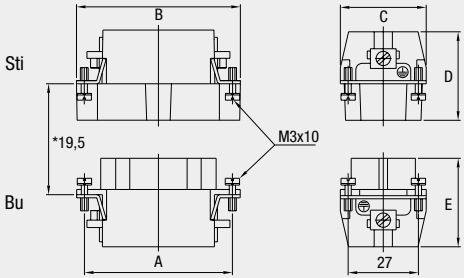
Bezeichnung Description		Bestelltext Designation	Bestell-Nr./Order No.	
			Stifteinsatz Male insert	Buchseinsatz Female insert
Stifteinsatz/Male insert	Buchseinsatz/Female insert			
Crimpanschluss/Crimp terminal		HVT.35.Sti.C	2-1104012-3	
		HVT.35.Bu.C		2-1104014-3
Crimpanschluss/Crimp terminal		HVT.48.Sti.C	2-1104016-3	
		HVT.48.Bu.C		2-1104018-3

Maße/Dimensions	A	B	C	D	E
mm	104	110	33	35	40



Passende Crimpkontakte siehe Seite 36, Passende Crimpwerkzeuge siehe Seite 36  
 Suitable Crimp contacts see page 36, Suitable Crimping tools see page 36

**Maßbild mm/Dimensions mm**

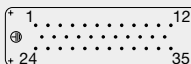



\*Abstand für sichere Kontaktgabe max. 21 mm

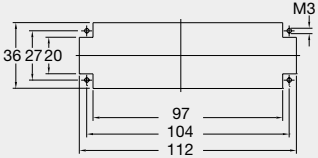
**Anschlußseite Stift/Contact arrangement Male insert**

HVT.35  HVT.48 

**Anschlußseite Buchse/Contact arrangement Female insert**

HVT.35  HVT.48 

**Montageausschnitt  
Panel cut-out**



**HN.D.64; HN.2D.108 Kontakteinsätze/Contact inserts**

**Baugröße/Size 8**





**Crimpanschluss für gedrehte HVT Crimpkontakte**

**Kontaktzahlen  
No. of contacts**

*Crimp terminal for screw machined HVT crimp contacts*

**64; 108 + **

**250 V/10 A**

Bezeichnung Description	Bestelltext Designation	Bestell-Nr./Order No.	
		Stifteinsatz Male insert	Buchseinsatz Female insert
<p>Stifteinsatz/Male insert</p> <p>Crimpanschluss/Crimp terminal</p> 	HN.D.64.Sti.C	2-1103112-3	
<p>Buchseinsatz/Female insert</p> 	HN.D.64.Bu.C		2-1103113-3
<p>Crimpanschluss/Crimp terminal</p> 	HN.2D.108.Sti.C	2-1103216-3	
	HN.2D.108.Bu.C		2-1103220-3

HN.D.64

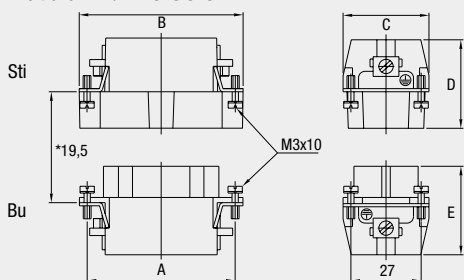
Maße/Dimensions	A	B	C	D	E
mm	104	110	33	35	35

HN.2D.108

Maße/Dimensions	A	B	C	D	E
mm	104	110	34	36,5	37

Passende Crimpkontakte siehe Seite 33, Passende Crimpwerkzeuge siehe Seite 33  
Suitable Crimp contacts see page 33, Suitable Crimping tools see page 33

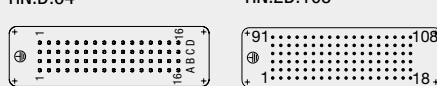
**Maßbild mm/Dimensions mm**



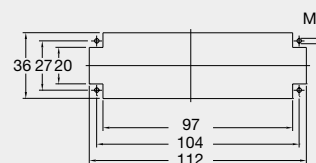
**Anschlußseite Stift/Contact arrangement Male insert**



**Anschlußseite Buchse/Contact arrangement Female insert**



**Montageausschnitt  
Panel cut-out**



**HD.64 Kontakteinsätze/Contact inserts**

**Baugröße/Size 8**



**Crimpanschluss für gestanzte HD.M Crimpkontakte**

**Kontaktzahlen  
No. of contacts**

**Crimp terminal for stamped HD.M crimp contacts**

**64 +** 

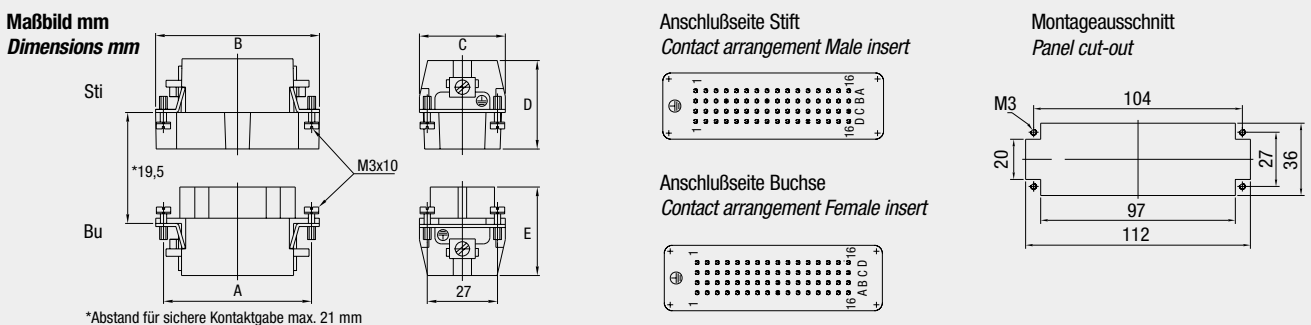
**250 V/10 A**

Bezeichnung Description	Bestelltext Designation	Bestell-Nr./Order No.	
		Stifteinsatz Male insert	Buchseinsatz Female insert
<p>Stifteinsatz/Male insert</p> <p>Crimpanschluss/Crimp terminal</p> 	HD.64.Sti.C	2-1103032-3	
<p>Buchseinsatz/Female insert</p> 	HD.64.Bu.C		2-1103033-3

Maße/Dimensions	A	B	C	D	E
mm	104	110	33	35	35

Passende Crimpkontakte siehe Seite 34, Passende Crimpwerkzeuge siehe Seite 34  
 Suitable Crimp contacts see page 34, Suitable Crimping tools see page 34



**HSS.8; HE-K4/8 Kontakteinsätze/Contact inserts**

**Baugröße/Size 8**

**Crimpanschluss, Schraubanschluss**

**Kontaktzahlen**

**No. of contacts**

*Crimp terminal, Screw terminal*

**8 + 2; 4 + 8** 

**600 V/63 A; 400 V/16 A; 690 V/80 A; 400V/16 A**

Bezeichnung Description		Bestelltext Designation	Bestell-Nr./Order No.		
			Stifteinsatz Male insert	Buchseinsatz Female insert	
Stifteinsatz/Male insert	Buchseinsatz/Female insert				
Crimpanschluss/Crimp terminal		HSS.8/2.Sti.C	2-1104200-3		
		HSS.8/2.Bu.C		2-1104202-3	
Schraubanschluss/Screw terminal		HE-K.4/8.Sti.S	0-1102077-1		
		HE-K.4/8.Bu.S		0-1102677-1	

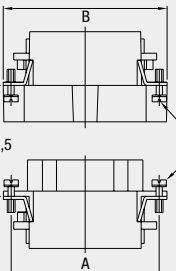
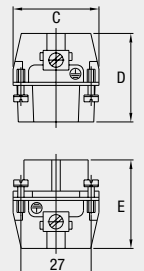
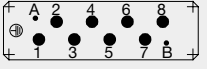
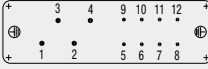
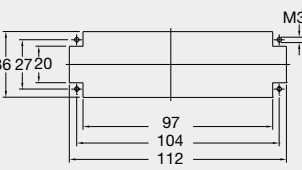
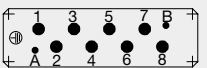
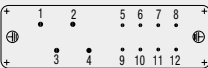
  

HSS.8/2					
Maße/Dimensions	A	B	C	D	E
mm	104	110	33	40	43,5

HE-K.4/8					
Maße/Dimensions	A	B	C	D	E
mm	104	110	34	42	44

Passende Crimpkontakte siehe Seite 36 (Steuerkontakt), Seite 39 (Lastkontakt), Passende Crimpwerkzeuge siehe Seite 39  
 Suitable Crimp contacts see page 36 (signal contact), page 39 (power contact), Suitable Crimping tools see page 39

<b>Maßbild mm/Dimensions mm</b>		<b>Anschlußseite Stift/Contact arrangement Male insert</b>		<b>Montageausschnitt Panel cut-out</b>
Sti	Bu	HSS.8/2	HE-K.4/8	
				
		<b>Anschlußseite Buchse/Contact arrangement Female insert</b>		
		HSS.8/2	HE-K.4/8	
				

\*Abstand für sichere Kontaktgabe max. 21 mm

**HB/-K.24, HD/-K.64, HD/-K.108 Gehäuse/Housings**

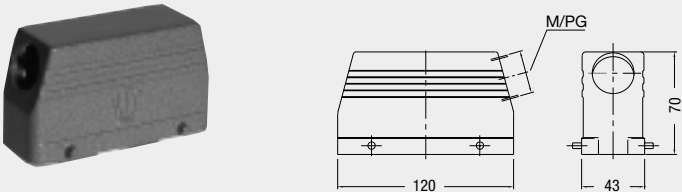

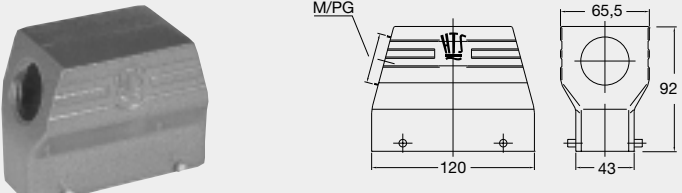
**Baugröße/Size 8**

Pulverbeschichtet, silbergrau  
 K = korrosionsgeschützt, schwarz

*Powder-coated, silver-grey*  
*K = corrosion-resistant, black*

**Verschlussbügel am Unterteil/Locking clip at housing bottom**

**IP 65**

Bezeichnung Description	Metr.	PG	Bestelltext Designation	Bestell-Nr. Order No.
<b>Steckergehäuse:</b> Kabeleingang seitlich, Standard Bauform <i>Hood: Side entry, Standard construction</i> 	M32	21	HB.24.STS.1.21.G	1-1102316-6
		29	HB.24.STS.1.29.G HB.24.STS.1.M32.G	1-1102319-6 0-1106465-4
<b>Steckergehäuse:</b> Kabeleingang seitlich, Hohe Bauform <i>Hood: Side entry, High construction</i> 	M32 M40	21	HD.64.STS.1.21.G	1-1103336-6
		29	HD.64.STS.1.29.G HD.64.STS.1.M32.G HD.64.STS.1.M40.G	1-1103338-6 0-1106470-4 1-1106470-9
<b>Steckergehäuse:</b> Kabeleingang seitlich, Hohe Bauform <i>Hood: Side entry, High construction</i> 	M50	29	HD.108.STS.1.29.G HD.108.STS.1.M50.G	1-1102411-6 0-1106467-4
		29	HD-K.108.STS.1.29.G HD-K.108.STS.1.M50.G	2-1102411-6 1-1106467-0

**Passende Kabelverschraubungen Seite 173/Suitable Cable fittings page 173**

**HB/-K.24, HD/-K.64, HD/-K.108 Gehäuse/Housings**

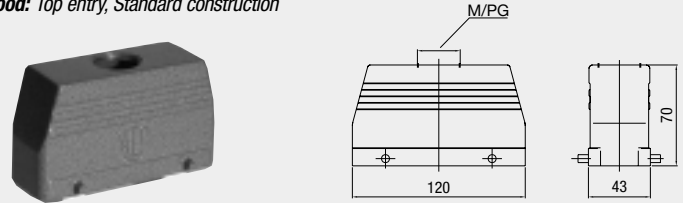
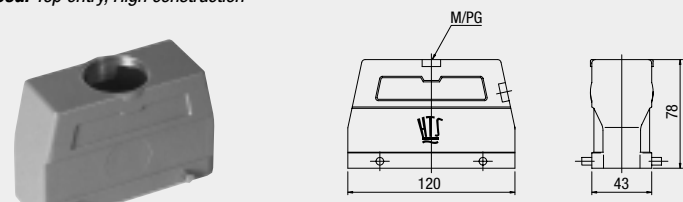
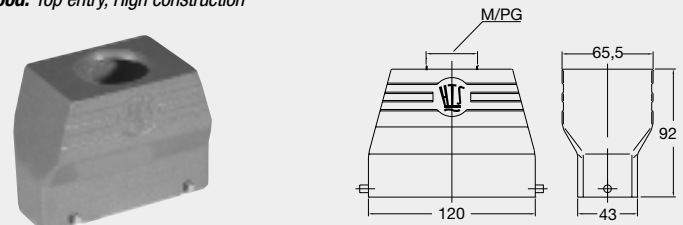
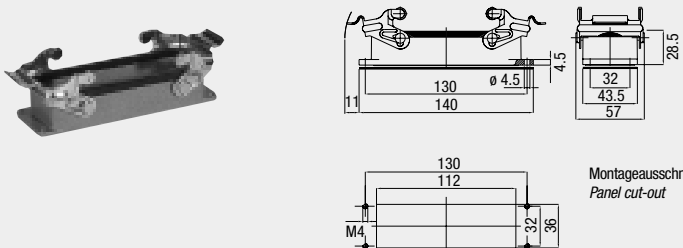
**Baugröße/Size 8**

Pulverbeschichtet, silbergrau  
 K = korrosionsgeschützt, schwarz

*Powder-coated, silver-grey*  
*K = corrosion-resistant, black*

**Verschlussbügel am Unterteil/Locking clip at housing bottom**

**IP 65**

Bezeichnung Description	Metr.	PG	Bestelltext Designation	Bestell-Nr. Order No.
<p><b>Steckergehäuse:</b> Kabeleingang oben, Standard Bauform  <i>Hood: Top entry, Standard construction</i></p> 	M32	21 29	<p><b>HB.24.STO.1.21.G</b>                      HB.24.STO.1.29.G                      HB.24.STO.1.M32.G</p> <p><b>Mit Korrosionsschutz</b>  <i>With corrosion protection</i></p> <p>HB-K.24.STO.1.21.G                      HB-K.24.STO.1.29.G                      HB-K.24.STO.1.M32.G</p>	<p>1-1102325-6                      1-1102328-6                      0-1106465-1</p>
<p><b>Steckergehäuse:</b> Kabeleingang oben, Hohe Bauform  <i>Hood: Top entry, High construction</i></p> 	M32 M40	21 29	<p>HD.64.STO.1.21.G                      HD.64.STO.1.29.G                      HD.64.STO.1.M32.G                      HD.64.STO.1.M40.G</p> <p><b>Mit Korrosionsschutz</b>  <i>With corrosion protection</i></p> <p>HD-K.64.STO.1.21.G                      HD-K.64.STO.1.29.G                      HD-K.64.STO.1.M32.G</p>	<p>1-1103341-6                      1-1103344-6                      0-1106470-1                      3-1106470-0</p>
<p><b>Steckergehäuse:</b> Kabeleingang oben, Hohe Bauform  <i>Hood: Top entry, High construction</i></p> 	M50	36	<p>HD.108.STO.1.36.G                      HD.108.STO.1.M50.G</p> <p><b>Mit Korrosionsschutz</b>  <i>With corrosion protection</i></p> <p>HD-K.108.STO.1.36.G                      HD-K.108.STO.1.M50.G</p>	<p>1-1102414-6                      0-1106467-1</p>
<p><b>Anbaugehäuse:</b> Kabeleingang unten, Standard Bauform  <i>Surface mounted housing: Bottom entry, Standard construction</i></p> 			<p><b>HB.24.AG-VS</b></p> <p><b>Mit Korrosionsschutz</b>  <i>With corrosion protection</i></p> <p>HB-K.24.AG-VS</p>	<p>1-1102291-1</p> <p>2-1102291-1</p>

**Passende Kabelverschraubungen Seite 173/Suitable Cable fittings page 173**



**HB.24, HB-K.24, HD.64, HD-K.64 Gehäuse/Housings**

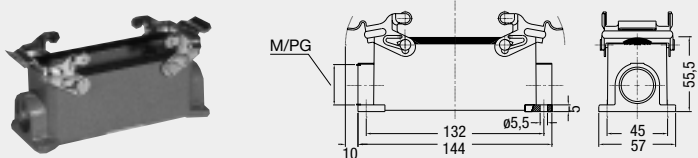
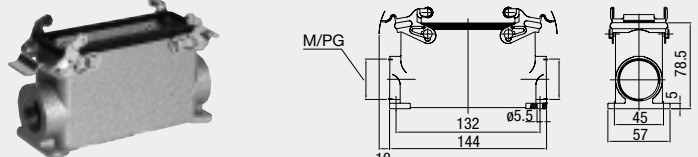
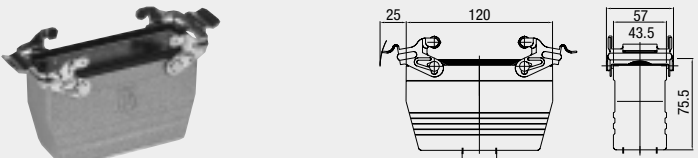
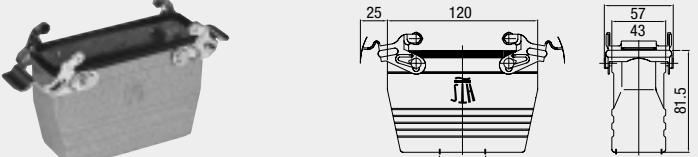
**Baugröße/Size 8**

Pulverbeschichtet, silbergrau  
 K = korrosionsgeschützt, schwarz

*Powder-coated, silver-grey*  
*K = corrosion-resistant, black*

**Verschlussbügel am Unterteil/Locking clip at housing bottom**

**IP 65**

Bezeichnung Description	Metr.	PG	Bestelltext Designation	Bestell-Nr. Order No.
<b>Sockelgehäuse: Kabeleingang seitlich, Standard Bauform</b> <i>Surface mounted housing: Side entry, Standard construction</i> 	2xM25	21	<b>HB.24.SG-VS.1.21.Z</b> <b>HB.24.SG-VS.2.21.Z</b> <b>HB.24.SG-VS.2.M25.G</b>	<b>1-1102331-1</b> <b>1-1102333-1</b> <b>0-1106464-4</b>
		2x21		
<b>Sockelgehäuse: Kabeleingang seitlich, Hohe Bauform</b> <i>Surface mounted housing: Side entry, High construction</i> 	2xM32	21	<b>HD.64.SG-VS.1.21.Z</b> <b>HD.64.SG-VS.2.21.Z</b> <b>HD.64.SG-VS.1.29.Z</b> <b>HD.64.SG-VS.2.29.Z</b> <b>HD.64.SG-VS.2.M32.G</b>	<b>1-1103346-1</b> <b>1-1103348-1</b> <b>1-1103350-1</b> <b>1-1103352-1</b> <b>0-1106469-4</b>
		2x21		
<b>Kupplungsgehäuse: Kabeleingang unten, Standard Bauform</b> <i>Cable-to-cable hood: Bottom entry, Standard construction</i> 	M32	21	<b>HB.24.KDO-VS.1.21.G</b> <b>HB.24.KDO-VS.1.29.G</b> <b>HB.24.KDO-VS.1.M32.G</b>	<b>1-1102336-1</b> <b>1-1102339-1</b> <b>0-1106463-2</b>
		29		
<b>Kupplungsgehäuse: Kabeleingang unten, Hohe Bauform</b> <i>Cable-to-cable hood: Bottom entry, High construction</i> 	M32	21	<b>HD.64.KDO-VS.1.21.G</b> <b>HD.64.KDO-VS.1.29.G</b> <b>HD.64.KDO-VS.1.M32.G</b>	<b>1-1103355-1</b> <b>1-1103358-1</b> <b>0-1106468-2</b>
		29		

**Passende Kabelverschraubungen Seite 173/Suitable Cable fittings page 173**

**HB.24, HB-K.24, HD.64, HD-K.64 Gehäuse/Housings**

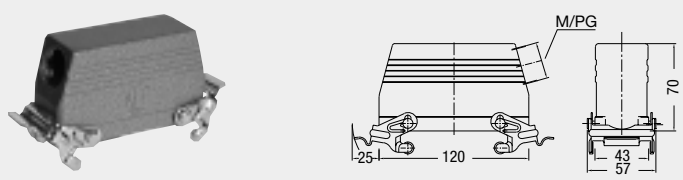
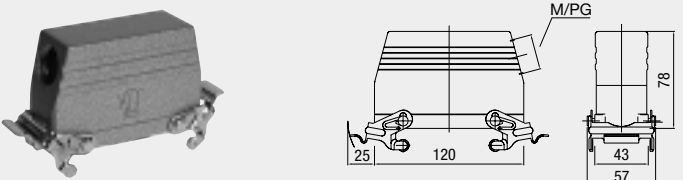
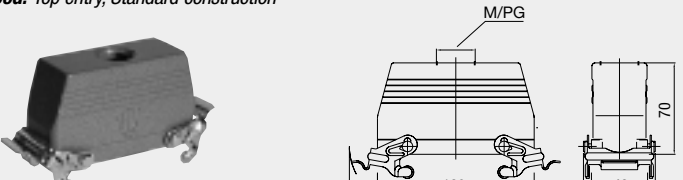
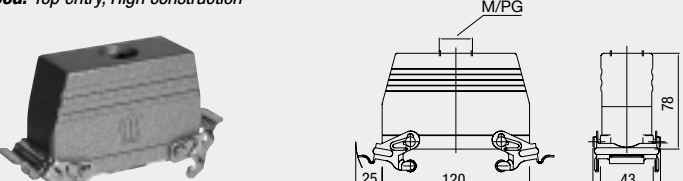
**Baugröße/Size 8**

Pulverbeschichtet, silbergrau  
 K = korrosionsgeschützt, schwarz

*Powder-coated, silver-grey*  
*K = corrosion-resistant, black*

**Verschlussbügel am Oberteil/Locking clip on hood**

**IP 65**

Bezeichnung Description	Metr.	PG	Bestelltext Designation	Bestell-Nr. Order No.
<b>Steckergehäuse:</b> Kabeleingang seitlich, Standard Bauform <b>Hood:</b> Side entry, Standard construction 	M32	21	<b>HB.24.STS-VS.1.21.G</b>	<b>1-1102316-1</b>
		29	HB.24.STS-VS.1.29.G HB.24.STS-VS.1.M32.G	1-1102319-1 0-1106465-6
<b>Mit Korrosionsschutz</b> <b>With corrosion protection</b> <b>HB-K.24.STS-VS.1.29.G</b> <b>HB-K.24.STS-VS.1.M32.G</b>	M32	29		2-1102319-1 1-1106465-3
<b>Steckergehäuse:</b> Kabeleingang seitlich, Hohe Bauform <b>Hood:</b> Side entry, High construction 	M32	21	HD.64.STS-VS.1.21.G	1-1103336-1
		29	HD.64.STS-VS.1.29.G HD.64.STS-VS.1.M32.G	1-1103338-1 0-1106470-6
<b>Mit Korrosionsschutz</b> <b>With corrosion protection</b> <b>HD-K.64.STS-VS.1.29.G</b> <b>HD-K.64.STS-VS.1.M32.G</b>	M32	29		2-1103338-1 1-1106470-2
<b>Steckergehäuse:</b> Kabeleingang oben, Standard Bauform <b>Hood:</b> Top entry, Standard construction 	M32	21	HB.24.STO-VS.1.21.G	1-1102325-1
		29	HB.24.STO-VS.1.29.G HB.24.STO-VS.1.M32.G	1-1102328-1 0-1106465-3
<b>Mit Korrosionsschutz</b> <b>With corrosion protection</b> <b>HB-K.24.STO-VS.1.M32.G</b>	M32			1-1106465-0
<b>Steckergehäuse:</b> Kabeleingang oben, Hohe Bauform <b>Hood:</b> Top entry, High construction 	M32	21	HD.64.STO-VS.1.21.G	1-1103341-1
		29	HD.64.STO-VS.1.29.G HD.64.STO-VS.1.M32.G	1-1103344-1 0-1106470-3
<b>Mit Korrosionsschutz</b> <b>With corrosion protection</b> <b>HD-K.64.STO-VS.1.29.G</b> <b>HD-K.64.STO-VS.1.M32.G</b>	M32	29		2-1103344-1 0-1106470-9

**Passende Kabelverschraubungen Seite 173/Suitable Cable fittings page 173**

**HB.24, HB-K.24, HD.64, HD-K.64 Gehäuse/Housings**

**Baugröße/Size 8**

Pulverbeschichtet, silbergrau  
 K = korrosionsgeschützt, schwarz

*Powder-coated, silver-grey*  
*K = corrosion-resistant, black*

**Verschlussbügel am Oberteil/Locking clip on hood**

**IP 65**

Bezeichnung Description	Metr.	PG	Bestelltext Designation	Bestell-Nr. Order No.
<p><b>Anbaugehäuse:</b> Kabeleingang unten, Standard Bauform  <i>Surface mounted housing: Bottom entry, Standard construction</i></p>			<p><b>HB.24.AGD</b></p> <p>Mit Korrosionsschutz  <i>With corrosion protection</i>                      HB-K.24.AGD</p>	<p><b>1-1102340-6</b></p> <p>2-1102340-6</p>
<p><b>Sockelgehäuse:</b> Kabeleingang seitlich, Standard Bauform  <i>Surface mounted housing: Side entry, Standard construction</i></p>	2xM25	21 2x21	<p>HB.24.SGD.1.21.Z                      HB.24.SGD.2.21.Z                      HB.24.SGD.2.M25.Z</p> <p>Mit Korrosionsschutz  <i>With corrosion protection</i>                      HB-K.24.SGD.1.21.Z                      HB-K.24.SGD.2.M25.Z</p>	<p>1-1102343-6                      1-1102345-6                      0-1106464-1</p> <p>2-1102343-6                      0-1106464-5</p>
<p><b>Sockelgehäuse:</b> Kabeleingang seitlich, Hohe Bauform  <i>Surface mounted housing: Side entry, High construction</i></p>	2xM32	21 2x21 29 2x29	<p>HD.64.SGD.1.21.Z                      HD.64.SGD.2.21.Z                      HD.64.SGD.1.29.Z                      HD.64.SGD.2.29.Z                      HD.64.SGD.2.M32.Z</p> <p>Mit Korrosionsschutz  <i>With corrosion protection</i>                      HD-K.64.SGD.1.29.Z                      HD-K.64.SGD.2.M32.Z</p>	<p>1-1103360-6                      1-1103362-6                      1-1103364-6                      1-1103366-6                      0-1106469-1</p> <p>2-1103364-6                      0-1106469-5</p>

**Passende Kabelverschraubungen Seite 173/Suitable Cable fittings page 173**

**HB/-K.24, HD/-K.64, HD/-K.108 Gehäuse/Housings**

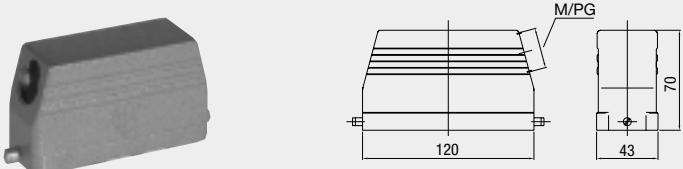
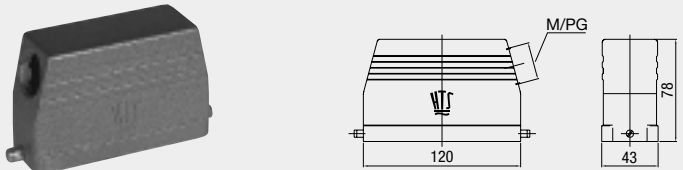
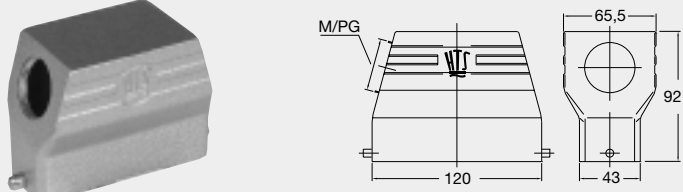
**Baugröße/Size 8**

Pulverbeschichtet, silbergrau  
 K = korrosionsgeschützt, schwarz

*Powder-coated, silver-grey*  
*K = corrosion-resistant, black*

**Längsbügel am Unterteil/Side clip at housing bottom**

**IP 65**

Bezeichnung Description	Metr.	PG	Bestelltext Designation	Bestell-Nr. Order No.
<p><b>Steckergehäuse:</b> Kabeleingang seitlich, Standard Bauform  <i>Hood:</i> Side entry, Standard construction</p> 	M32	21 29	<p><b>HB.24.STS-GR.1.21.G</b>                      HB.24.STS-GR.1.29.G                      HB.24.STS-GR.1.M32.G</p> <p><b>Mit Korrosionsschutz</b>  <i>With corrosion protection</i></p>	<p><b>1-1102316-7</b>                      1-1102319-7                      0-1106465-5</p>
<p><b>Steckergehäuse:</b> Kabeleingang seitlich, Hohe Bauform  <i>Hood:</i> Side entry, High construction</p> 	M32	21 29	<p>HD.64.STS-GR.1.21.G                      HD.64.STS-GR.1.29.G                      HD.64.STS-GR.1.M32.G</p> <p><b>Mit Korrosionsschutz</b>  <i>With corrosion protection</i></p>	<p>1-1103336-7                      1-1103338-7                      0-1106470-5</p>
<p><b>Steckergehäuse:</b> Kabeleingang seitlich, Hohe Bauform  <i>Hood:</i> Side entry, High construction</p> 	M50	29	<p>HD.108.STS-GR.1.29.G                      HD.108.STS-GR.1.M50.G</p> <p><b>Mit Korrosionsschutz</b>  <i>With corrosion protection</i></p>	<p>1-1102411-7                      0-1106467-5</p>
	M50	29	<p>HD-K.108.STS-GR.1.29.G                      HD-K.108.STS-GR.1.M50.G</p>	<p>2-1102411-7                      1-1106467-1</p>

**Passende Kabelverschraubungen Seite 173/Suitable Cable fittings page 173**

**HB.24, HB-K.24, HD.64, HD-K.64 Gehäuse/Housings**


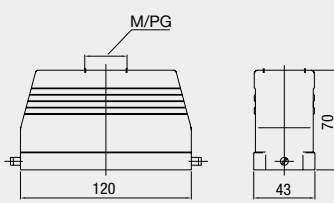

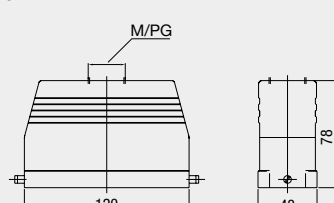

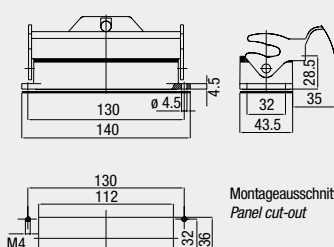

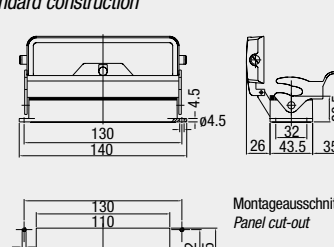
**Baugröße/Size 8**

Pulverbeschichtet, silbergrau  
 K = korrosionsgeschützt, schwarz

*Powder-coated, silver-grey*  
*K = corrosion-resistant, black*

**Längsbügel am Unterteil/Side clip at housing bottom**

**IP 65**

Bezeichnung Description	Metr.	PG	Bestelltext Designation	Bestell-Nr. Order No.
<b>Steckergehäuse:</b> Kabeleingang oben, Standard Bauform <i>Hood: Top entry, Standard construction</i>  	M32	21 29	HB.24.STO-GR.1.21.G HB.24.STO-GR.1.29.G HB.24.STO-GR.1.M32.G	1-1102325-7 1-1102328-7 0-1106465-2
			<b>Mit Korrosionsschutz</b> <b>With corrosion protection</b>	
	M32	29	HB-K.24.STO-GR.1.29.G HB-K.24.STO-GR.1.M32.G	2-1102328-7 0-1106465-8
<b>Steckergehäuse:</b> Kabeleingang oben, Hohe Bauform <i>Hood: Top entry, High construction</i>  	M32	21 29	HD.64.STO-GR.1.21.G HD.64.STO-GR.1.29.G HD.64.STO-GR.1.M32.G	1-1103341-7 1-1103344-7 0-1106470-2
			<b>Mit Korrosionsschutz</b> <b>With corrosion protection</b>	
	M32	29	HD-K.64.STO-GR.1.29.G HD-K.64.STO-GR.1.M32.G	2-1103344-7 0-1106470-8
<b>Anbaugehäuse:</b> Kabeleingang unten, Standard Bauform <i>Surface mounted housing: Bottom entry, Standard construction</i>   <p>Montageausschnitt Panel cut-out</p>			<b>HB.24.AG-LB</b>	<b>1-1102291-2</b>
			<b>Mit Korrosionsschutz</b> <b>With corrosion protection</b>	
			HB-K.24.AG-LB	2-1102291-2
<b>Anbaugehäuse:</b> Kabeleingang unten, Standard Bauform <i>Surface mounted housing: Bottom entry, Standard construction</i>   <p>Montageausschnitt Panel cut-out</p>			<b>HB.24.AGD-LB</b>	<b>1-1102340-2</b>
			<b>Mit Korrosionsschutz</b> <b>With corrosion protection</b>	
			HB-K.24.AGD-LB	2-1102340-2

**Passende Kabelverschraubungen Seite 173/Suitable Cable fittings page 173**

**HB.24, HB-K.24, HD.64, HD-K.64 Gehäuse/Housings**


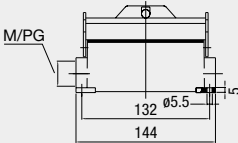
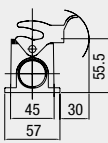

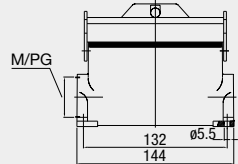
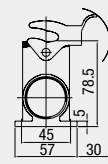

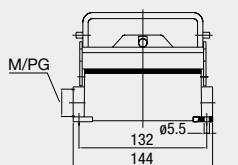
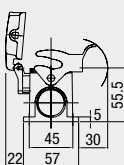

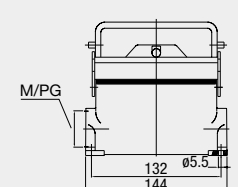
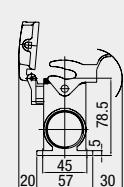
**Baugröße/Size 8**

Pulverbeschichtet, silbergrau  
 K = korrosionsgeschützt, schwarz

*Powder-coated, silver-grey*  
*K = corrosion-resistant, black*

**Längsbügel am Unterteil/Side clip at housing bottom**

**IP 65**

Bezeichnung Description	Metr.	PG	Bestelltext Designation	Bestell-Nr. Order No.
<b>Sockelgehäuse: Kabeleingang seitlich, Standard Bauform</b> <i>Surface mounted housing: Side entry, Standard construction</i>   	2xM25	21	HB.24.SG-LB.1.21.Z	1-1102331-2
		2x21	HB.24.SG-LB.2.21.Z	1-1102333-2
	2xM25		HB.24.SG-LB.2.M25.G	0-1106464-3
			<b>Mit Korrosionsschutz</b> <i>With corrosion protection</i>	
	2xM25	21	HB-K.24.SG-LB.1.21.Z	2-1102331-2
			HB-K.24.SG-LB.2.M25.G	0-1106464-7
<b>Sockelgehäuse: Kabeleingang seitlich, Hohe Bauform</b> <i>Surface mounted housing: Side entry, High construction</i>   	2xM32	21	HD.64.SG-LB.1.21.Z	1-1103346-2
		2x21	HD.64.SG-LB.2.21.Z	1-1103348-2
		29	HD.64.SG-LB.1.29.Z	1-1103350-2
		2x29	HD.64.SG-LB.2.29.Z	1-1103352-2
			HD.64.SG-LB.2.M32.G	0-1106469-3
	2xM32		<b>Mit Korrosionsschutz</b> <i>With corrosion protection</i>	
		29	HD-K.64.SG-LB.1.29.Z	2-1103350-2
	2xM32		HD-K.64.SG-LB.2.M32.G	0-1106469-7
<b>Sockelgehäuse: Kabeleingang seitlich, Standard Bauform</b> <i>Surface mounted housing: Side entry, Standard construction</i>   	2xM25	21	HB.24.SGD-LB.1.21.Z	1-1102343-2
		2x21	HB.24.SGD-LB.2.21.Z	1-1102345-2
			HB.24.SGD-LB.2.M25.G	0-1106464-2
	2xM25		<b>Mit Korrosionsschutz</b> <i>With corrosion protection</i>	
		21	HB-K.24.SGD-LB.1.21.Z	2-1102343-2
			HB-K.24.SGD-LB.2.M25.G	0-1106464-6
<b>Sockelgehäuse: Kabeleingang seitlich, Hohe Bauform</b> <i>Surface mounted housing: Side entry, High construction</i>   	2xM32	21	HD.64.SGD-LB.1.21.Z	1-1103360-2
		2x21	HD.64.SGD-LB.2.21.Z	1-1103362-2
		29	HD.64.SGD-LB.1.29.Z	1-1103364-2
		2x29	HD.64.SGD-LB.2.29.Z	1-1103366-2
			HD.64.SGD-LB.2.M32.G	0-1106469-2
	2xM32		<b>Mit Korrosionsschutz</b> <i>With corrosion protection</i>	
		29	HD-K.64.SGD-LB.1.29.Z	2-1103364-2
	2xM32		HD-K.64.SGD-LB.2.M32.G	0-1106469-6

**Passende Kabelverschraubungen Seite 173/Suitable Cable fittings page 173**

**HB.24, HB-K.24, HD.64, HD-K.64 Gehäuse/Housings**

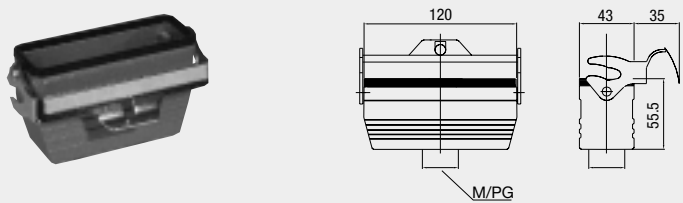
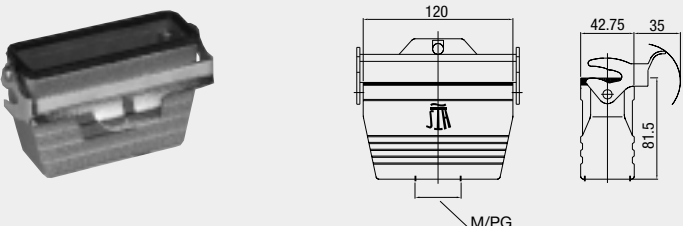
**Baugröße/Size 8**

Pulverbeschichtet, silbergrau  
 K = korrosionsgeschützt, schwarz

*Powder-coated, silver-grey*  
*K = corrosion-resistant, black*

**Längsbügel am Unterteil/Side clip at housing bottom**

**IP 65**

Bezeichnung Description	Metr.	PG	Bestelltext Designation	Bestell-Nr. Order No.
<p><b>Kupplungsgehäuse:</b> Kabeleingang unten, Standard Bauform  <i>Cable-to-cable hood: Bottom entry, Standard construction</i></p> 	M32	21 29	HB.24.KDO-LB.1.21.G HB.24.KDO-LB.1.29.G HB.24.KDO-LB.1.M32.G  <b>Mit Korrosionsschutz</b> <b>With corrosion protection</b> HB-K.24.KDO-LB.1.M32.G	1-1102336-2 1-1102339-2 0-1106463-1  0-1106463-3
<p><b>Kupplungsgehäuse:</b> Kabeleingang unten, Hohe Bauform  <i>Cable-to-cable hood: Bottom entry, High construction</i></p> 	M32	21 29	HD.64.KDO-LB.1.21.G HD.64.KDO-LB.1.29.G HD.64.KDO-LB.1.M32.G	1-1103355-2 1-1103358-2 0-1106468-1

**Passende Kabelverschraubungen Seite 173/Suitable Cable fittings page 173**

**HB-Z.24, HB-K/Z.24, HD-Z.64, HD-K/Z.64 Gehäuse/Housings**

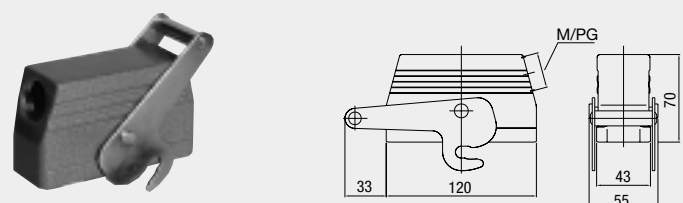
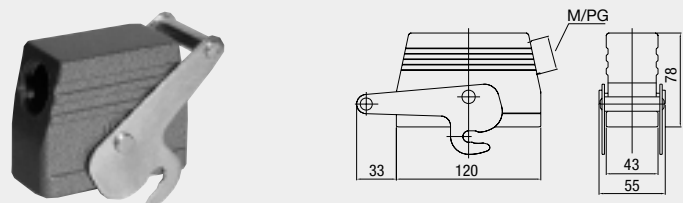
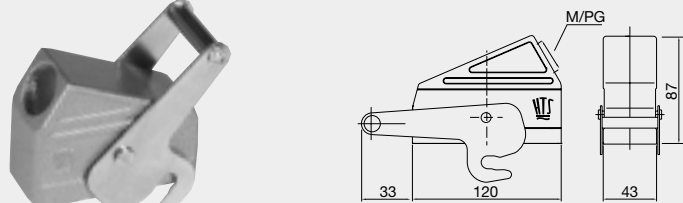
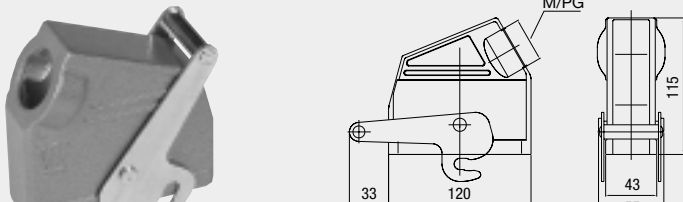
**Baugröße/Size 8**

Pulverbeschichtet, silbergrau  
 K = korrosionsgeschützt, schwarz

*Powder-coated, silver-grey*  
*K = corrosion-resistant, black*

**Zentralbügel am Steckergehäuse/Central locking clip on hood**

**IP 65**

Bezeichnung Description	Metr.	PG	Bestelltext Designation	Bestell-Nr. Order No.	
<b>Steckergehäuse:</b> Kabeleingang seitlich, Standard Bauform <b>Hood:</b> Side entry, Standard construction 	M32	21	HB-Z.24.STS-ZB.1.21.G	1-1102316-3	
		29	HB-Z.24.STS-ZB.1.29.G	1-1102319-3	
			HB-Z.24.STS-ZB.1.M32.G	1-1106465-9	
	<b>Mit Korrosionsschutz</b> <b>With corrosion protection</b>	M32	29	HB-K/Z.24.STS-ZB.1.21.G	2-1102316-3
				HB-K/Z.24.STS-ZB.1.M32.G	1-1106465-5
<b>Steckergehäuse:</b> Kabeleingang seitlich, Hohe Bauform <b>Hood:</b> Side entry, High construction 	M32	21	HD-Z.64.STS-ZB.1.21.G	1-1103336-3	
		<b>29</b>	<b>HD-Z.64.STS-ZB.1.29.G</b>	<b>1-1103338-3</b>	
			HD-Z.64.STS-ZB.1.M32.G	1-1106470-8	
	<b>Mit Korrosionsschutz</b> <b>With corrosion protection</b>	M32	29	HD-K/Z.64.STS-ZB.1.29.G	2-1103338-3
				HD-K/Z.64.STS-ZB.1.M32.G	1-1106470-6
<b>Steckergehäuse:</b> Kabeleingang seitlich, Keilform <b>Hood:</b> Side entry, Standard construction 	M32	21	HB-KF-Z.24.STS-ZB.1.21.G	1-1102229-3	
		29	HB-KF-Z.24.STS-ZB.1.29.G	1-1102232-3	
			HB-KF-Z.24.STS-ZB.1.M32.G	0-1106466-8	
	<b>Mit Korrosionsschutz</b> <b>With corrosion protection</b>	M32	29	HB-KF/K-Z.24.STS-ZB.1.29.G	2-1102232-3
				HB-KF/K-Z.24.STS-ZB.1.M32.G	0-1106466-7
<b>Steckergehäuse:</b> Kabeleingang seitlich, Keilform <b>Hood:</b> Side entry, High construction 	M40	29	HD-KF-Z.64.STS-ZB.1.29.G	1-1102405-3	
		<b>36</b>	<b>HD-KF-Z.64.STS-ZB.1.36.G</b>	<b>1-1102408-3</b>	
			HD-KF-Z.64.STS-ZB.1.M40.G	0-1106471-9	
	<b>Mit Korrosionsschutz</b> <b>With corrosion protection</b>	M40	36	HD-KF/K-Z.64.STS-ZB.1.36.G	2-1102408-3

**Passende Kabelverschraubungen Seite 173/Suitable Cable fittings page 173**



**HB-Z.24, HB-K/Z.24, HD-Z.64, HD-K/Z.64 Gehäuse/Housings**

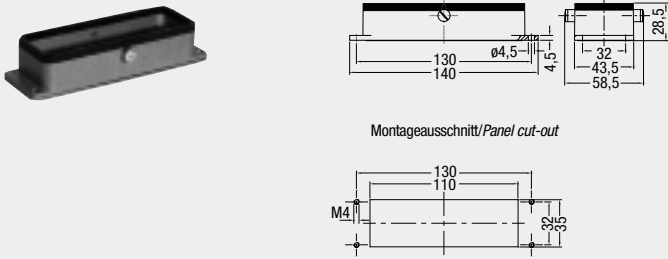
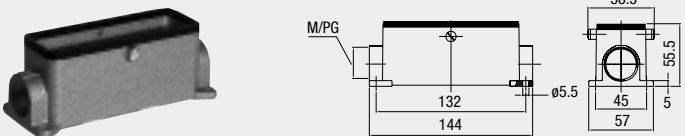
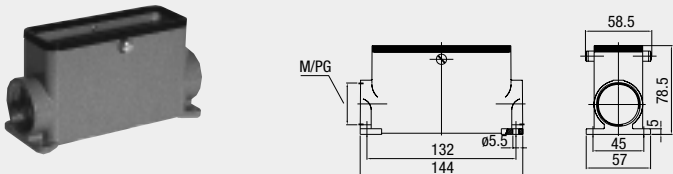
**Baugröße/Size 8**

Pulverbeschichtet, silbergrau  
**K = korrosionsgeschützt, schwarz**

*Powder-coated, silver-grey*  
**K = corrosion-resistant, black**

**Zentralbügel am Steckergehäuse/Central locking clip on hood**

**IP 65**

Bezeichnung Description	Metr.	PG	Bestelltext Designation	Bestell-Nr. Order No.
<p><b>Anbaugeschäuse:</b> Kabeleingang unten, Standard Bauform  <i>Surface mounted housing: Bottom entry, Standard construction</i></p>  <p>Montageausschnitt/Panel cut-out</p>			<p><b>HB-Z.24.AG-ZVGR</b></p> <p><b>Mit Korrosionsschutz With corrosion protection</b></p> <p>HB-K/Z.24.AG-ZVGR</p>	<p><b>1-1102291-8</b></p> <p>2-1102291-8</p>
<p><b>Sockelgehäuse:</b> Kabeleingang seitlich, Standard Bauform  <i>Surface mounted housing: Side entry, Standard construction</i></p> 	2xM25	<p>21</p> <p>2x21</p>	<p>HB-Z.24.SG-ZVGR.1.21.Z</p> <p>HB-Z.24.SG-ZVGR.2.21.Z</p> <p><b>HB-Z.24.SG-ZVGR.2.M25.G</b></p> <p><b>Mit Korrosionsschutz With corrosion protection</b></p> <p>HB-K/Z.24.SG-ZVGR.1.21.Z</p>	<p>1-1102331-8</p> <p>1-1102333-8</p> <p><b>1-1106464-0</b></p> <p>2-1102331-8</p>
<p><b>Sockelgehäuse:</b> Kabeleingang seitlich, Hohe Bauform  <i>Surface mounted housing: Side entry, High construction</i></p> 	2xM32	<p>21</p> <p><b>29</b></p> <p>2x29</p>	<p>HD-Z.64.SG-ZVGR.1.21.Z</p> <p><b>HD-Z.64.SG-ZVGR.1.29.Z</b></p> <p>HD-Z.64.SG-ZVGR.2.29.Z</p> <p>HD-Z.64.SG-ZVGR.2.M32.G</p> <p><b>Mit Korrosionsschutz With corrosion protection</b></p> <p>HD-K/Z.64.SG-ZVGR.1.29.Z</p> <p>HD-K/Z.64.SG-ZVGR.2.29.Z</p> <p>HD-K/Z.64.SG-ZVGR.2.M32.G</p>	<p>1-1103346-8</p> <p><b>1-1103350-8</b></p> <p>1-1103352-8</p> <p>1-1106469-2</p> <p>2-1103350-8</p> <p>2-1103352-8</p> <p>1-1106469-0</p>

**Passende Kabelverschraubungen Seite 173/Suitable Cable fittings page 173**

**HIP.24/64, HIP-K.24/64, EMV-K.24/64 Gehäuse/Housings**

**Baugröße/Size 8**

**HIP:** Druckdicht, silbergrau, **HIP-K:** Korrosionsgeschützt, schwarz

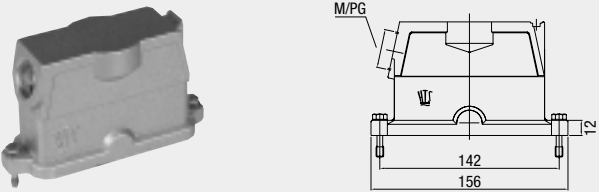
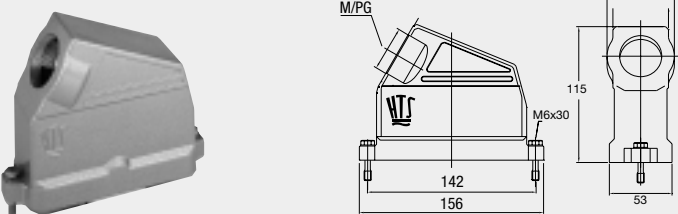
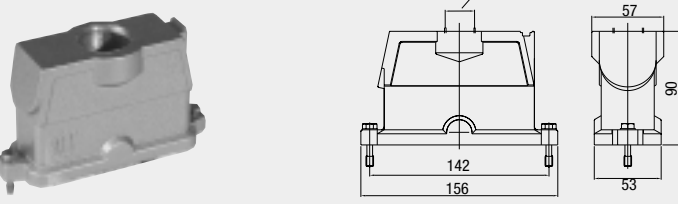
**EMV-K:** Schutz gegen elektromagnetische Beeinflussung, druckdicht, korrosionsgeschützt, schwarz

**HIP:** Pressure-tight, silver-grey, **HIP-K:** Housings corrosion-resistant, black

**EMV-K:** Protection against electro-magnetic interference, pressure-tight, housings corrosion-resistant, black

**Druckdicht bis ≤ 5 bar/pressure-tight up to 5 bar**

**IP 68**

Bezeichnung Description	Metr.	PG	Bestelltext Designation	Bestell-Nr. Order No.
<b>Steckergehäuse:</b> Kabeleingang seitlich, Standard Bauform <b>Hood:</b> Side entry, Standard construction 	M40	21	<b>HIP</b> HIP.24/64.STS.1.21.G	1-1102658-5
		29	HIP.24/64.STS.1.29.G	1-1102660-5
			HIP.24/64.STS.1.M40.G	0-1106473-2
<b>Steckergehäuse:</b> Kabeleingang seitlich, Keilform <b>Hood:</b> Side entry, Standard construction 	M40	29	<b>HIP</b> HIP-KF.24/64.STS.1.29.G	1-1102622-5
		36	HIP-KF.24/64.STS.1.36.G	1-1102623-5
			HIP-KF.24/64.STS.1.M40.G	0-1106474-1
<b>Steckergehäuse:</b> Kabeleingang oben, Standard Bauform <b>Hood:</b> Top entry, Standard construction 	M40	21	<b>HIP</b> HIP.24/64.STO.1.21.G	1-1102662-5
		29	HIP.24/64.STO.1.29.G	1-1102664-5
			HIP.24/64.STO.1.M40.G	0-1106473-1
	M40	29	<b>HIP-K</b> HIP-K.24/64.STO.1.29.G	2-1102664-5
			HIP-K.24/64.STO.1.M32.G	0-1102792-1
			HIP-K.24/64.STO.1.M40.G	0-1106473-3
	M40	29	<b>EMV-K</b> EMV-K.24/64.STO.1.29.G	4-1102759-5
			EMV-K.24/64.STO.1.M40.G	0-1106461-4

**Passende Kabelverschraubungen Seite 173/Suitable Cable fittings page 173**

**HIP.24/64, HIP-K.24/64, EMV-K.24/64 Gehäuse/Housings**

**Baugröße/Size 8**

**HIP:** Druckdicht, silbergrau, **HIP-K:** Korrosionsgeschützt, schwarz

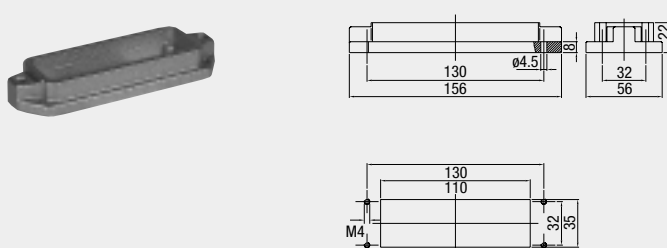
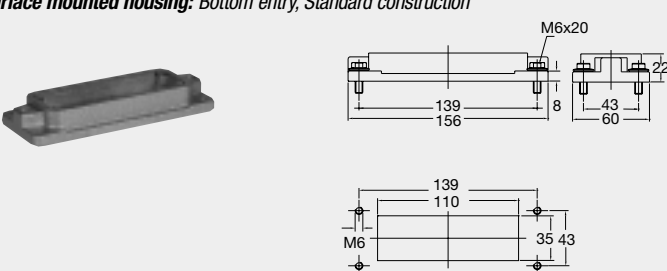
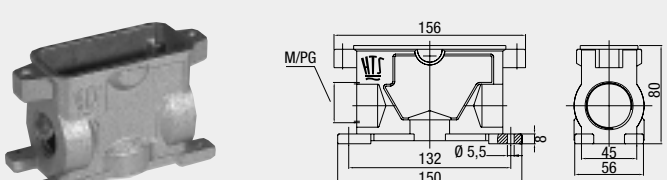
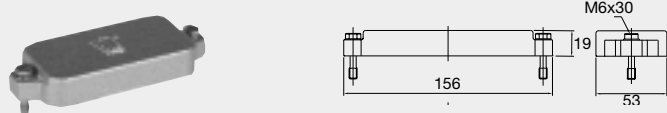
**EMV-K:** Schutz gegen elektromagnetische Beeinflussung, druckdicht, korrosionsgeschützt, schwarz

**HIP:** Pressure-tight, silver-grey, **HIP-K:** Housings corrosion-resistant, black

**EMV-K:** Protection against electro-magnetic interference, pressure-tight, housings corrosion-resistant, black

**Druckdicht bis  $\leq 5$  bar/pressure-tight up to 5 bar**

**IP 68**

Bezeichnung Description	Metr.	PG	Bestelltext Designation	Bestell-Nr. Order No.
<p><b>Anbaugehäuse:</b> Kabeleingang unten, Standard Bauform <i>Surface mounted housing: Bottom entry, Standard construction</i></p> 			<p><b>HIP</b> HIP.24/64.AG</p> <p><b>HIP-K</b> HIP-K.24/64.AG</p> <p><b>EMV-K</b> EMV-K.24/64.AG</p>	<p>1-1102665-5</p> <p>2-1102665-5</p> <p>4-1102760-5</p>
<p><b>Anbaugehäuse:</b> Kabeleingang unten, Standard Bauform <i>Surface mounted housing: Bottom entry, Standard construction</i></p> 			<p><b>HIP</b> HIP.24/64.AG.M6</p> <p><b>HIP-K</b> HIP-K.24/64.AG.M6 HIP-K.24/64.AG.M6.D HIP-K-I.24/64.AG.M6.D</p> <p><b>EMV-K</b> EMV-K.24/64.AG.M6</p>	<p>1-1102626-5</p> <p>2-1102626-5 2-1102628-5 0-1108533-1</p> <p>4-1102736-5</p>
<p><b>Sockelgehäuse:</b> Kabeleingang seitlich, Standard Bauform <i>Surface mounted housing: Side entry, Standard construction</i></p> 	2xM40	29 2x29	<p><b>HIP</b> HIP.24/64.SG.1.29.G HIP.24/64.SG.2.29.G HIP.24/64.SG.2.M40.G</p> <p><b>HIP-K</b> HIP-K.24/64.SG.1.29.G HIP-K.24/64.SG.2.29.G HIP-K.24/64.SG.2.M40.G</p> <p><b>EMV-K</b> EMV-K.24/64.SG.1.29.G EMV-K.24/64.SG.2.29.G EMV-K.24/64.SG.2.M40.G</p>	<p>1-1102624-5 1-1102625-5 0-1106472-1</p> <p>5-1102624-5 2-1102625-5 0-1106472-2</p> <p>4-1102734-5 4-1102735-5 0-1106460-2</p>
<p><b>Schutzkappe für Gehäuse-Unterteile</b> <i>Protective covers housings</i></p> 			<p><b>HIP</b> HIP/EMV.24/64.SKB</p> <p><b>HIP-K/EMV-K</b> HIP-K/EMV-K.24/64.SKB</p>	<p>3-1106204-5</p> <p>4-1106204-5</p>

**Passende Kabelverschraubungen Seite 173/Suitable Cable fittings page 173**

**HA.48 Kontakteinsätze/Contact inserts**

**Baugröße/Size 9**







Schraubanschluss, Federzug-Anschluss,  
Crimpanschluss für gedrehte HE/HA Crimpkontakte

**Kontaktzahlen**  
**No. of contacts**

*Screw terminal, Spring Clamp terminal,  
Crimp terminal for screw machined HE/HA crimp contacts*

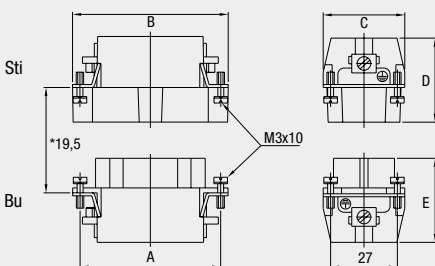
(3 x 16) **48** + 

**250 V/16 A**

Bezeichnung Description	Bestelltext Designation	Bestell-Nr./Order No.													
		Stifteinsatz Male insert	Buchseinsatz Female insert												
<p>Stifteinsatz/Male insert</p> <p>Schraubanschluss/Screw terminal</p> 	<p>HA.16.Sti.S.B 1-16 HA.16.Sti.S.B 17-32 HA.16.Sti.S.B 33-48</p>	<p>1-1103416-1 1-1103416-7 1-1103416-8</p>													
<p>Buchseinsatz/Female insert</p> 			<p>1-1103417-1 1-1103417-7 1-1103417-8</p>												
<p>Federzug-Anschluss/Spring Clamp terminal</p> 	<p>HA.16.Sti.SC.B 1-16 HA.16.Sti.SC.B 17-32 HA.16.Sti.SC.B 33-48</p>	<p>7-1103416-1 7-1103416-7 7-1103416-8</p>													
<p>Buchseinsatz/Female insert</p> 	<p>HA.16.Bu.SC.B 1-16 HA.16.Bu.SC.B 17-32 HA.16.Bu.SC.B 33-48</p>		<p>7-1103417-1 7-1103417-7 7-1103417-8</p>												
<p>Crimpanschluss/Crimp terminal</p> 	<p>HA.16.Sti.C.B 1-16 HA.16.Sti.C.B 17-32 HA.16.Sti.C.B 33-48</p>	<p>2-1103416-3 2-1103416-7 2-1103416-8</p>													
<p>Buchseinsatz/Female insert</p> 	<p>HA.16.Bu.C.B 1-16 HA.16.Bu.C.B 17-32 HA.16.Bu.C.B 33-48</p>		<p>2-1103417-3 2-1103417-7 2-1103417-8</p>												
<p>Maße/Dimensions</p> <table border="1"> <tr> <td></td> <td>A</td> <td>B</td> <td>C</td> <td>D</td> <td>E</td> </tr> <tr> <td>mm</td> <td>77,5</td> <td>83,5</td> <td>33</td> <td>34</td> <td>35</td> </tr> </table>		A	B	C	D	E	mm	77,5	83,5	33	34	35			
	A	B	C	D	E										
mm	77,5	83,5	33	34	35										


Passende Crimpkontakte siehe Seite 35, Passende Crimpwerkzeuge siehe Seite 35  
Suitable Crimp contacts see page 35, Suitable Crimping tools see page 35

**Maßbild mm/Dimensions mm**




\*Abstand für sichere Kontaktgabe max. 21 mm

**Anschlußseite Stift**  
**Contact arrangement Male insert**



**Anschlußseite Buchse**  
**Contact arrangement Female insert**



**HA.48 Gehäuse/Housings**

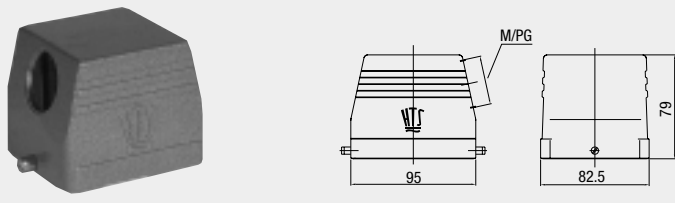
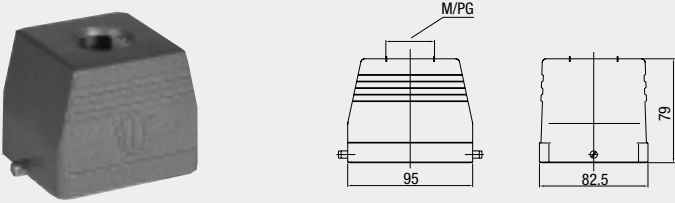
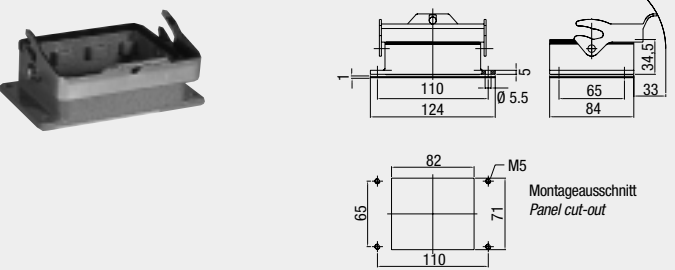
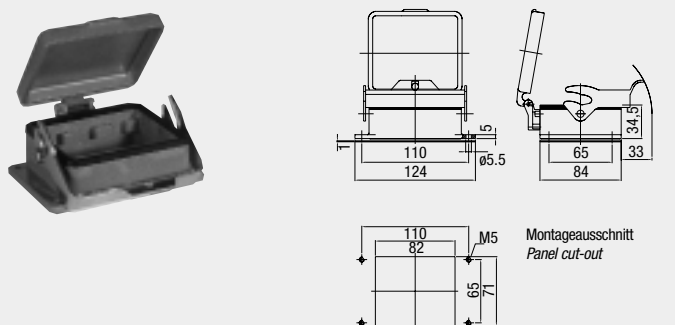
**Baugröße/Size 9**

Pulverbeschichtet, silbergrau

*Powder-coated, silver-grey*

**Längsbügel am Unterteil/Side clip at housing bottom**

**IP 65**

Bezeichnung Description	Metr.	PG	Bestelltext Designation	Bestell-Nr. Order No.
<p><b>Steckergehäuse:</b> Kabeleingang seitlich, Standard Bauform <i>Hood: Side entry, Standard construction</i></p> 		29	HA.48.STS-GR.1.29.G	1-1102172-7
<p><b>Steckergehäuse:</b> Kabeleingang oben, Standard Bauform <i>Hood: Top entry, Standard construction</i></p> 		29	HA.48.STO-GR.1.29.G	1-1102175-7
<p><b>Anbaugehäuse:</b> Kabeleingang unten <i>Surface mounted housing: Bottom en</i></p> 			HA.48.AG-LB	1-1102176-2
<p><b>Anbaugehäuse:</b> Kabeleingang unten <i>Surface mounted housing with covers: Bottom entry</i></p> 			HA.48.AGD-LB	1-1102177-2

**Passende Kabelverschraubungen Seite 173/Suitable Cable fittings page 173**

**HA.48 Gehäuse/Housings**

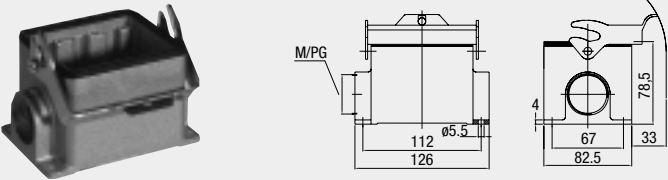
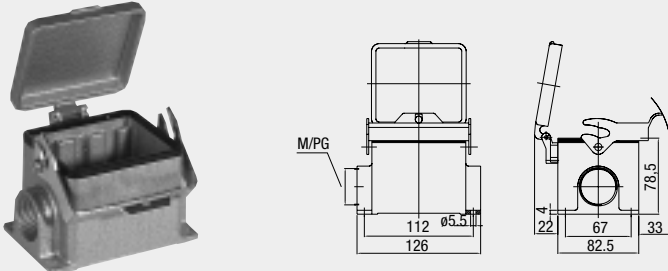
**Baugröße/Size 9**

Pulverbeschichtet, silbergrau

*Powder-coated, silver-grey*

**Längsbügel am Unterteil/Side clip at housing bottom**

**IP 65**

Bezeichnung Description	Metr.	PG	Bestelltext Designation	Bestell-Nr. Order No.
<p><b>Sockelgehäuse:</b> Kabeleingang seitlich, Standard Bauform <i>Surface mounted housing: Side entry, Standard construction</i></p> 		29 2x29	HA.48.SG-LB.1.29.Z HA.48.SG-LB.2.29.Z	1-1102179-2 1-1102181-2
<p><b>Sockelgehäuse:</b> Kabeleingang seitlich, Standard Bauform <i>Surface mounted housing: Side entry, Standard construction</i></p> 		29 2x29	HA.48.SGD-LB.1.29.Z HA.48.SGD-LB.2.29.Z	1-1102183-2 1-1102185-2

**Passende Kabelverschraubungen Seite 173/Suitable Cable fittings page 173**